

APPAREL



DESCRIPTION P/N
Men's Black / Green T-Shirt | **APP 270-SIZE**
Available Sizes: M, L, XL, XXL, XXXL



DESCRIPTION P/N
Men's Grey / Green T-Shirt | **APP 275-SIZE**
Available Sizes: M, L, XL, XXL, XXXL



DESCRIPTION P/N
Men's Gray / Orange T-Shirt | **APP 285-SIZE**
Available Sizes: S, M, L, XL, XXL, XXXL



DESCRIPTION P/N
Men's Black / Orange T-Shirt | **APP 290-SIZE**
Available Sizes: S, M, L, XL, XXL, XXXL



DESCRIPTION P/N
Men's Black Star T-Shirt | **APP 190-SIZE**
Available Sizes: M, L, XL, XXL, XXXL



DESCRIPTION P/N
Men's Black / Green Hoodie | **APP 280-SIZE**
Available Sizes: M, L, XL, XXL, XXXL



DESCRIPTION P/N
Men's Black / Orange Hoodie | **APP 295-SIZE**
Available Sizes: S, M, L, XL, XXL, XXXL



DESCRIPTION P/N
Men's Golf Shirt | **APP 50-SIZE**
Available Sizes: M, L, XL, XXL, XXXL



DESCRIPTION P/N
Men's Fall Jacket | **APP 90-SIZE**
Available Sizes: M, L, XL, XXL, XXXL



DESCRIPTION P/N
Women's Jacket | **APP 95-SIZE**
Available Sizes: S, M, L, XL, XXL



DESCRIPTION P/N
Women's Turquoise V-Neck | **APP 265-SIZE**
Available Sizes: L, XL, XXL



DESCRIPTION P/N
Women's Pink T-Shirt | **APP 300-SIZE**
Available Sizes: S, M, L, XL, XXL



DESCRIPTION P/N
Women's Pink Hoodie | **APP 200-SIZE**
Available Sizes: S, M, L, XL, XXL



DESCRIPTION P/N
Women's Black Hoodie | **APP 305-SIZE**
Available Sizes: S, M, L, XL, XXL



DESCRIPTION P/N
Baseball Cap | **APP 126**



DESCRIPTION P/N
Grey Toque | **APP 130**



DESCRIPTION P/N
5 3/4" X 9 1/2" BRP Decal | **APP 525**



DESCRIPTION P/N
3' X 8' BRP Banner | **APP 537**

A							
AFCO SHOCKS	79,80	ROTOR MOUNTS	26	DUROMETERS	152	HELMET SHIELDS	158
AIR DUCT HOSE	71	ROTORS	61,176,177,179	DZUS BUTTONS	162	HOOD PIN KITS	163
AIR DUCTS	71	SHUTOFF VALVES	66	DZUS PLATES	162	HOODS (MODIFIED/SPORTSMAN)	166
AIR FILTERS	144	SLAVE CYLINDERS	68	DZUS SPRINGS	162	HOSE	102-104
AIR FILTER OIL	144	BREATHERS	113	DZUS TOOL	154	BRAIDED	103
ALUMINUM ROD ENDS	11	BRIDGE PARTS	40	E		FIRE SLEEVE	103
ALTERNATORS	137,140	BUMPERS AND MOUNTS	172	ELECTRICAL AND GAUGES	125-128	PUSH ON	102
ALUMINUM SHEETING	163	CLIPS	172	ENGINE AND ACCESSORIES	109-111	RADIATOR	131
ALUMINUM SPACERS	14,15	DOOR MOUNTS	172	ENGINE DOWELS	110	HUBS AND DRIVE FLANGES	48-55
ALUMINUM TAP TUBING	14	FRONT AND REAR BUMPERS	172	ENGINE MOUNTS AND PLATES	110	LARGE BEARING	24,25,48-51
AN FITTINGS	102-108	QUARTER PANEL MOUNTS	172	ENGINE OIL LINES	112	LATE MODEL IMPALA	54
APPAREL	1	ROOF MOUNTS	172	ENGINE STAND	111	LIVE AXLE	47,53
ARM RESTRAINTS	156	SIDE BARS	172	EXHAUST	147-149	MICRO SPRINT	175-177
AXLE		BUMP RUBBERS	82	ELBOWS & TURNOUTS	149	MIDGET	175-177
DIRT MODIFIED FRONTS	20	BUTTON TOOL	154	HANGERS	148	MINI 3/4 TON	45
FRONT AXLE BRACKETS	21	C		MUFFLERS	148	MOD LITE	183
MICROSPRINT	175-177	CALIPER BOLTS	57	PIPES	149	SIX PIN	26
MOD LITE	44,183	CAM AIR	153	WRAP	149	WIDE 5	49-53
TQ-MIDGET	175-177	CARBURETORS	141	F		I	
WIDE 5 REAR	44	ADAPTORS	144	EXPANSION TANK	129	IGNITION SYSTEM	126
B		FITTINGS	142,143	FAN SHROUDS	131	IMPACT WRENCHES	154
BALANCE BAR	68	GASKETS	124	FANS & SPACERS	129	INTAKE MANIFOLDS	111
BALANCE BAR ADJUSTER	70	JETS	141	FASTENERS & ACCESSORIES	162-163	INTEGRA SHOCKS	72,73
BALLAST MOUNTS	163	POWER VALVES	141	BUTTONS	162	INTERNATIONAL SPINDLE	26
BALLAST WEIGHT	163	SPACERS	143	CLECOS & PLIERS	154	J	
BALL JOINTS	18	CASTER-CAMBER GAUGE	151	DZUS TOOL	154	JACK BOLTS	83
BALL JOINT SLEEVES	18	CHASSIS AND COMPONENTS	164-173	PLATES	162	JACKS-ALUMINUM	155
BATTERIES	125	CHASSIS PARTS BREAKDOWN	170,171	RIVETS	162	JAM NUTS	11
BATTERY BOXES	125	CLECOS & PLIERS	154	SPRINGS	162	JET PLATE	141
BATTERY CABLES	125	CLEVISES	11	FIBERGLASS PARTS	166	JETS	141
BATTERY POSTS	125	CLOSED DRIVE	47	FIRE SYSTEMS	156	K	
BEAD BREAKER	152	CLUTCHES	122	FITTINGS	102-108	KART PARTS	178-182
BEAD LOCKS	97,98	FORK	121	FLEX PLATES	120-122	AIR FILTERS AND ADAPTORS	181
BELTS-ENGINE	132-140	PEDAL	70	FORD 9 INCH REAR ENDS	45,46	AXLES	179
BELL HOUSING	120	SLAVE CYLINDER	68	GRAND NATIONAL 5 X 5	43,45	BRAKE PARTS	179
BELTS AND PULLEYS	132-140	THROWOUT BEARINGS	122	MINI 3/4 TON FLOATER	45	BRAKE PEDALS	178
BERT TRANSMISSION	116-120	COG BELTS AND PULLEYS	138	WIDE 5	45	CARB PARTS	180,181
BILSTEIN SHOCKS	76-79	COIL OVER KITS	86-90	FOX SHOCKS	74,75	CHAIN LUBE	180
BIRDCAGES	27-30	COIL OVER SPRINGS	91-93	FRONT CLIPS	173	CHAINS	180
BIRDCAGE BEARINGS	27-29,177	COIL SPRING BUCKETS	95	FUEL SYSTEM AND ACCESSORIES	141-146	CLAMP BRACKETS	181
BODIES (MODIFIED)	166-169	COIL SPRING COVERS	83	CELLS	145-146	CLUTCHES	180
BODY SUPPORTS	167	COIL SPRING SPACERS	95	FILTERS	143	ENGINE OIL	180
BOLT KITS	173	COM BEARINGS	11	FUNNELS	155	EXHAUST PARTS	181
BRAIDED HOSE	103	CONTROL ARM BUSHINGS	17,19	JETS	141	FRONT HUBS	178
BRAKES AND ACCESSORIES	56-71	CONTROL ARM MOUNTS	18	JUGS	155	FUEL FILTERS	180
ADJUSTERS	70	CONTROL ARMS	17	LOGS	142	FUEL TANK	180
BALANCE BARS	68	CRANK FLANGES	120	POWER VALVES	141	GAS PEDALS	178
BIAS PANEL	70	CRASH POCKETS	170-171	PRESSURE REGULATOR	142	GASKETS	180
BLEEDERS	67	CRATE ENGINE	109	PUMPS	142	MASTER CYLINDERS	179
CALIPERS	56,57	CROSS SHAFTS	17	SHUTOFF VALVES	143	MOTOR MOUNTS	181
CALIPER BRACKETS	26,62,63,71	CYLINDER HEADS	111	G		MUFFLERS	181
CALIPER BRACKETS CHART	64	CYLINDER LEAKDOWN GAUGES	111	GAS PEDALS	173,178	REAR HUBS	179
CLAMPON BRACKETS	63,71	D		GASKETS	123,124	ROTORS	179
DUCTS	71	DECAL	1	GAUGES & PANELS	127,128	SEATS	181
FITTINGS	67	DIAPER PINS	79,82,181	GEARS (QUICK CHANGE)	41	SPINDLES	178
FLUID	65	DISTRIBUTORS & PARTS	126	GEAR TOTE BOX	41	SPROCKETS	180
HATS	60	DMI QC REAR END	39	GEAR LUBE	113,114	STEERING WHEELS	181
LINE DEFLECTORS	63	DRAG LINK	12	GLOVES	157	TIE RODS	178
LINES & CLAMPS	65,66	DRAIN PAN	41	GOGGLES	155	TIRES	182
MASTER CYLINDERS	69,179	DRILLS & TAPS	14,154	GUSSETS	162	KING PINS	22-26,178
PAD SPACERS	57	DRIVE FLANGES	50,54	H		KNEE GUARD	6
PADS	58-60,179	DRIVE SHAFT COVERS	32,121	HEADERS AND EXHAUST	147-149	L	
PEDALS	66,70,178	DRIVE SHAFT SAFETY HOOPS	37	COLLECTORS	149	LARGE BEARING PARTS	24-29, 48-51
PRESSURE GAUGE	70	DRIVE SHAFTS	120	WRAP	149	LEAD BALLAST	163
PROPORTIONING VALVE	66	DRIVE YOKES	120	HELMET RESTRAINTS	156	LEAF SPRINGS & PARTS	94
RESIDUAL VALVES	66	DRIVING SUITS	157	HELMET FANS	157	LIVE REAR PARTS	47,53
ROTOR ADAPTOR	26,48,63	DRY BRAKES	146	HELMET HOOKS	158	LOWERING BLOCKS	47,94
		DRY SUMP TANKS	112	HELMETS	158	LUBRICANTS AND FILTERS	112-114

LUG NUT WRENCH	55,154	RADIATOR MOUNTS	173	MINI	31	TORSION BEARINGS	35
LUG NUTS	55	RADIATOR NECKS	129,130	MULTILEAF	94	TORSION BUSHINGS	35
M		RADIO RECEIVERS	155	PIGTAIL	91	TORSION STOPS	35,177
MANDRELS	137-139	RADIUS ROD SLUGS	14	STREET STOCK	91	TQ MIDGETS	175
MASTER CYLINDERS	69,179	RADIUS RODS AND ROD ENDS	11-15,31	TAKE-UP	94	TRAILING ARM BRACKETS	30
MICRO SPRINT	175-177	REDUCER BUSHINGS	14	SPRING FLOATER	94	TRANSMISSIONS	115-119
MINI SPRINT	175-177	REAMERS	19	SPRING RODS	31,32	TRANSMISSION FLUID	113
MINISPOOLS	46	REAR AXLE TUBES	42,43	SPRING SEAT (REAR)	95	TRANSPONDERS	155
MOD LITE	183,184	REAR AXLES	44,175-177	SPRING SPACER	95	TUBES (STEEL & ALUMINUM)	42,43
MOTOR MOUNTS	110,181	REAR CLIP	173	SPRINT	174	TUBING	14
MSD ACCESSORIES	126	REAR END FILLER	41	STABILIZER BAR PARTS	17	U	
MUD PLUGS	101	REAR ENDS AND ACCESSORIES	38-47	STARTERS	121	U BOLTS	46,94,120
MUDD OFF	155	RING & PINION	38,39	STARTERS AND DRIVETRAIN	115-122	UNIVERSAL JOINTS	7,120
MUFFLERS	148,181	RIVETS	16,162	STAT O SEALS	107	DRIVELINE	120
N		ROD END SPACERS	14,15	STEEL CLEAVISES	11	STEERING	7
NECK BRACES	157	ROD ENDS	9,10	STEEL REDUCER BUSHINGS	14	UNDERWEAR	157
NOMEX CLOTHING	157	ROLLER CHANGING TOOL	154	STEEL TAPER SPACERS	15	UPPER CONTROL ARM MOUNTS	18
NORTHEAST MOD FT SUSPENSION	20-26	ROLL BAR PADDING	159	STEEL TUBING	9,14	UPPER CONTROL ARMS	17
NORTHEAST MOD RR SUSPENSION	27-37	ROOF MOUNTS	172	STEERING AND QUICK RELEASES	4-10	V	
OEM SUSPENSION COMPONENTS	17-19	ROTOR ADAPTORS	26,63	ARMS	7,174	V BELT PULLEYS	138-140
O		ROTORS	1,176,177,183	BOX MOUNTS	6	VALVE STEMS	101
OIL SYSTEM		ROOFS-MODIFIED	166	BOXES	6	VENT TANK	112
DRY SUMP TANKS	112	RUBBER FLOOR	34	COUPLERS	7	W	
OIL	114	S		KNEE GUARDS	6	WARNING LIGHTS	128
OIL COOLERS	112	SAFETY ACCESSORIES	155-159	QUICK RELEASES	4	WATER OUTLETS	130
OIL FILTERS	112	SAFETY WIRE & PLIERS	154	QUICKENERS	9	WATER PUMPS	129
OIL FILTER ADAPTORS	113	SCALES	150	ROD ENDS (OVERSIZE)	9	WATER WETTER	131
OIL PAN HEATER	112	SEATS AND ACCESSORIES	160,161	SHAFT COLLARS	9	WEATHERTIGHT CONNECTORS	126
OIL PUMP	113	SEAT BELTS	156	SHAFTS	9	WEDGE BOLTS	84
ORINGS	106	SEAT COVERS	160,161	SUPPORT BEARINGS	9	WEIGHT JACKS	85,95
OUTERWEAR PREFILTERS	144	SEAT SUPPORTS	161	UNIVERSAL JOINTS	7	WELD IN BUNGS (ALUMINUM)	108
P		SERPENTINE PULLEYS	132-137	WHEEL CENTER PADS	5	WELD ON SLUGS (STEEL)	14
PANEL FASTENERS	162	SETUP STANDS	173	WHEEL SPACERS	5	WHEELS AND ACCESSORIES	96-101
PANHARD BAR	33	SHACKLE BOLTS & PLATES	94	WHEELS	5	ADAPTORS (STOCK)	100
PANHARD SLIDERS	21,47	SHIFTER BALL	122	STOP WATCHES	154	ADAPTORS (WIDE 5)	100
PANHARD MOUNTS	21,32,33	SHIFTER EXTENSION	121	STREET STOCK BUMPERS	16	ALUMINUM	97
PEDALS	66,70	SHOCKS AND ACCESSORIES	72-85	SURGE TANK	129	NUTS	55
PILOT BUSHING	121	AFCO	80	SWAY ARMS	26	SPACERS (ALUMINUM)	100,101
PIT AND SAFETY	155-159	BILSTEIN	76-79	SWITCHES & PANELS	128	STEEL	96,99
PIT SOCKETS	55,154	FOX	74-75	T		STUDS	55
PITMAN ARMS	7	INTEGRA	72,73	TACHOMETERS	127	WRENCH	99
PLASTIC (ROLLS & SHEETS)	163	PRO	79-81	TAP TUBING	14	WIDE 5	22-26,49-54
PLASTIC CLEANER	155	SHOCK COVERS	83	TAPE	16,163	WINDOW NETS	156
PLUMBING AND FITTINGS	102-108	SHOCK INFLATION UNIT	82	TEAROFFS	158	WINDOW SCREENS	172
POWER STEERING	8-10	SHOCK MOUNTS	83,85	TEMPERATURE GUN	152	WING SLIDERS	177
BRACKETS	10	SHOCK OIL	82	THERMOSTAT HOUSINGS	130	WINTERS QC REAR	38
FILTERS	8	SHOCK SLIDERS	84,184	THREADED SLUGS	14	COVER GASKETS	46,124
FITTINGS	7,8	SHOCK TOWERS	171	THROTTLE ROD KITS	141	GEARS	41
FLUID	8	SHOES	157	THROWOUT BEARINGS	122	GEAR COVER	38
HOSES	8	SIX PIN PARTS	26	THRUSHAFTS	38,39	INSPECTION PLUGS	46
PUMPS	8	SLAVE CYLINDER	68	TIE DOWNS	159	O RINGS (SIDE BELL)	38
RESERVOIRS	9	SOCKS (NOMEX)	157	TIE RODS	12	POSI LOCK	38
PRE-FILTERS	144	SPACERS	14,15	TIE WRAPS	163	RING & PINION	38
PRO SHOCKS	79-81	SPARK PLUG WIRES	126	TIRE GRINDER	153	SIDE BELLS	38
PULLEYS	132-140	SPARK PLUGS	126	TIRE GRINDING DISCS	152	SPOOLS	38
PYROMETER	152	SPINDLES	22-26, 43,175	TIRE GROOVER	153	SPOOL SEALS	38
Q		8 BOLT	43	TIRE IMPROVER	153	U-BOLTS	46,94,120
QC GEARS	41	10 DEGREE	22,23,25	TIRE PRESSURE GAUGE	152	VENT TUBE KIT	39,46
QC REAR END PARTS	41-47	INTERNATIONAL WIDE 5	26	TIRE SIPER	153	WINTERS TRANSMISSION	115
QC REARS	38,39	KART	178	TIRE TAPE	101,153	WRENCHES	22,26,32,53
QC THIRD LINK MOUNT	47	LARGE BEARING	24,25	TIRE VALVE STEMS	101	Y	
QUICK RELEASES	4	MICRO SPRINT	175	TOE PLATES	152	YOKES	120
R		NUT WRENCHES	53	TOOLS, TIRE GAUGES AND SCALES	150-154		
RACEIVERS	155	SPOILERS	167	TORQUE ARM SLIDERS	34,35		
RACK & PINION	184	SPRINGS AND ACCESSORIES	91-95	TORQUE ARMS	37,177		
RADIATORS AND COOLING	129-131	COIL OVER SPRINGS	91-93	TORQUE TUBES	47		
RADIATORS	130	CONVENTIONAL COILS	91	TORSION ARMS	36,174,177		
RADIATOR HOSES & CLAMPS	131	DZUS	162	TORSION BARS	36		

STEERING & QUICK RELEASES

STEERING QUICK RELEASES

Lightweight Hex Aluminum



DESCRIPTION	P/N
Complete 5/8" weld on assembly (red)	BRP 191
Complete 3/4" weld on assembly (red)	BRP 192
Complete splined assembly Profile, Lee or Nields steering Box (red)	BRP 193*
Quick Release Hub only	BRP 194
5/8" weld on shaft only	BRP 195
3/4" weld on shaft only	BRP 196
Splined shaft only	BRP 184*

*Includes BRP 184W and BOL 051502F


Standard Hex Aluminum



DESCRIPTION	P/N
Complete 5/8" weld on assembly (red)	BRP 186
Complete 3/4" weld on assembly (red)	BRP 188
Complete splined assembly Profile, Lee or Nields steering Box (red)	BRP 190*
5/8" weld on shaft only	BRP 180
3/4" weld on shaft only	BRP 182
Splined shaft only	BRP 184
Quick Release Hub only	BRP 185*

*Includes BRP 184W and BOL 051502F

Aluminum & Steel Rim Hex Type



DESCRIPTION	RED ALUM P/N	BLACK ALUM P/N	STEEL P/N
Complete 5/8" assembly	BRP 177		BRP 177S
Complete 3/4" assembly	BRP 178		BRP 178S
Complete splined assembly fits Profile, Lee or Nields steering Box	BRP 179*	BRP 179BK*	
5/8" weld on shaft only	BRP 173	BRP 173	BRP 173
3/4" weld on shaft only	BRP 174	BRP 174	BRP 174
Splined shaft only	BRP 175*	BRP 175*	BRP 175*
Quick Release Hub Only	BRP 176	BRP 176BK	BRP 176S

*Includes BRP 184W and BOL 051502F

Aluminum Body - Aluminum Rim - Multi Spline - Push Lock Style

DESCRIPTION	RED P/N	BLACK P/N
Complete 5/8" weld on assembly	BRP 160	BRP 160BK
Complete 3/4" weld on assembly	BRP 161	BRP 161BK
Complete splined assembly Profile, Lee or Nields steering Box	BRP 162*	BRP 162BK*
Quick Release Hub only	BRP 159	BRP 159BK
Splined Shaft only		BRP 162-1*
5/8" weld on shaft only		BRP 160-1
3/4" weld on shaft only		BRP 161-1

*Includes BRP 184W and BOL 051502F

Did You Know...
You don't have to pull the ring to put this on. Just push it and it snaps into place!



Aluminum Body - Steel Rim - Multi Spline - Rim Type



DESCRIPTION	P/N
Complete 5/8" weld on assembly	BRP 167
Complete 3/4" weld on assembly	BRP 168
Complete splined assembly Profile, Lee or Nields steering Box	BRP 169*
Splined Shaft only	BRP 163*
5/8" weld on shaft only	BRP 164
3/4" weld on shaft only	BRP 165
Quick Release Hub only	BRP 166

*Includes BRP 184W and BOL 051502F

Aluminum Body - Aluminum Rim - Multi Spline - Rim Type



DESCRIPTION	RED P/N	BLACK P/N
Complete 5/8" weld on assembly	BRP 2127	BRP 2127BK
Complete 3/4" weld on assembly	BRP 2128	BRP 2128BK
Complete splined assembly Profile, Lee or Nields steering Box	BRP 2129*	BRP 2129BK*
Quick Release Hub only	BRP 2121	BRP 2121BK
5/8" weld on shaft only		BRP 164
3/4" weld on shaft only		BRP 165
Splined Shaft only		BRP 163*

*Includes BRP 184W and BOL 051502F

Lightweight Aluminum - Multi Spline - Pin Type



DESCRIPTION	P/N
Complete 5/8" weld on assembly	BRP 2137
Complete 3/4" weld on assembly	BRP 2138
Quick Release Hub only	BRP 2131
5/8" weld on shaft only	BRP 2133
3/4" weld on shaft only	BRP 2134


STEERING WHEELS

Sweet Aluminum Steering Wheels




DESCRIPTION	P/N
13" Flat Aluminum Wheel (with Knuckle Grips)	SWE 601-70131
13" Dish Aluminum Wheel (3" Dish with Knuckle Grips)	SWE 601-70132
15" Flat Aluminum Wheel (with Knuckle Grips)	SWE 601-70151
15" Dish Aluminum Wheel (3" Dish with Knuckle Grips)	SWE 601-70152
17" Flat Aluminum Wheel (with Knuckle Grips)	SWE 601-70171
17" Dish Aluminum Wheel (3" Dish with Knuckle Grips)	SWE 601-70172

Rebco Aluminum Steering Wheels



DESCRIPTION	P/N
15" Dish Aluminum Wheel	REB 270-8645
17" Dish Aluminum Wheel	REB 270-8655

Longacre Steel Steering Wheels



DESCRIPTION	P/N
15" Dish Steel Wheel	LON 56841

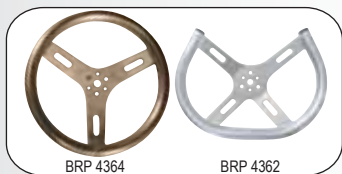


STEERING WHEEL SPACERS

DESCRIPTION	RED P/N	BLACK P/N
1/2" Thick Aluminum Spacer	BRP 189-50	BRP 189-50BK
1" Thick Aluminum Spacer	BRP 189-100	BRP 189-100BK
1 1/2" Thick Aluminum Spacer	BRP 189-150	BRP 189-150BK
2" Thick Aluminum Spacer	BRP 189-200	BRP 189-200BK

All spacers include bolts

KART STEERING WHEELS



DESCRIPTION	P/N
12" Economy Steel Kart Wheel with Rubber Grip	BRP 4364
12" Aluminum Kart Wheel (no grip)	BRP 4363
14" Aluminum Kart Wheel (no grip)	BRP 4601
Top Gun Aluminum Kart Wheel (no grip)	BRP 4362

BRP 4364 has small bolt pattern only.
BRP 4362, 4364, and 4601 have big and small bolt pattern.

Did You Know...
Aluminum Kart Wheels weigh less than 1 pound, while the steel Kart Wheel weighs 2.5 pounds.

STEERING WHEEL PADS



DESCRIPTION	P/N
Black 6" Round Pad	KIR 00001
Black Sprint Style Pad	KIR 00021

STEERING & QUICK RELEASES


Did You Know...

Steel Boxes weigh 34.3 pounds,
aluminum boxes weigh 29.6 pounds.

MODIFIED STEERING BOXES



PRF PRO



PRF BOX190



GME 951850NH



AFC 37122
with O-Ring

AFC 37124
without O-Ring

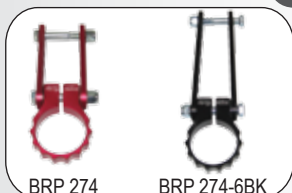
Steering Boxes

DESCRIPTION	P/N
Profile Aluminum Center Steering Box-190 Spool Valve (12:1 Ratio)	PRF PRO
Profile Steel Center Steering Box Light Spool Valve (14:1 Ratio)	PRF BOX-190
GME Aluminum Center Steering Box (9:1 Ratio)	GME GA951850NH
GME Aluminum Center Steering Box (12:1 Ratio)	GME GA125183NF

Profile Rebuild Parts

DESCRIPTION	P/N
Seal Kit	PRF KIT
Right Side Tube for Steering Box	BRP PROFILE
Aluminum Box Fittings -both fittings (comes with o-ring)	XRP 980006
Replacement O-Ring for XRP 980006	NIA 112
Steel Box Pressure Fitting (commonly red) Small 5/8" -18 Flare type	AFC 37124
Steel Box Return Fitting (commonly blue) Large 1 1/16" - 16 Flare type	AFC 37125
GM Power Steering Fitting '80 and up M16 X 1.5 with O-Ring	AFC 37122
GM Power Steering Fitting '80 and up M18 X 1.5 with O-Ring	AFC 37123

STEERING BOX MOUNTS



BRP 274

BRP 274-6BK



BRP 215

BRP 9303

BRP 9298



BRP 9045

Center Steering Box Mounts

DESCRIPTION	RED P/N	BLACK P/N
Center Steering Hanger Assembly for Standard Chassis	BRP 274	BRP 274BK
Center Steering Hanger Assembly for Driver Back Chassis	BRP 274-6	BRP 274-6BK
Replacement 4" standard Strap	BRP 274-2	BRP 274-2BK
Replacement 6" Driver Back Strap		BRP 274-3

Side Steering Box Mount

DESCRIPTION	RED P/N	BLACK P/N
3" Bolt Spacing Side Steering Box Mount (TEO STYLE)	BRP 273	BRP 273BK
2 1/2" Bolt Spacing Side Steering Box Mount (used BRP Cars)	BRP 215	BRP 215BK
3" Bolt Spacing Non Binding Steering Box Mount (TEO STYLE)		BRP 9303
2 1/2" Bolt Spacing Non Binding Steering Box Mount (used on BRP cars)		BRP 9298

Box mount without Right Side Tube

DESCRIPTION	P/N
Right Side Mounting Plate for KSE Steering Box / GME 2 1/4" I.D.	BRP 9044
Right Side Mounting Plate for Profile/Nields Steering Box - 2" I.D.	BRP 9045
Upper Steel Weld On Chassis Tab	MFG CHA216
Lower Steel Weld On Chassis Tab	MFG CHA215

CENTER STEER KNEE GUARDS

DESCRIPTION	P/N
Padded Center Steer Knee Guard	BRP 9046



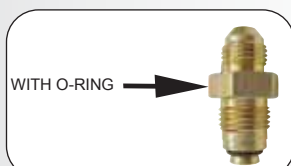
BRP 9046

Did You Know...

BRP 9046 will fit any steering box that has a long right side tube!
It is covered in high density padding to stop your knees from hitting the steering box on rough tracks or impacts.

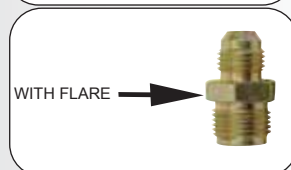
STEERING & QUICK RELEASES

GM POWER STEERING BOX FITTINGS



GM Power Steering Fittings - 80's & up

DESCRIPTION	P/N
Small 16mm X 1.50 O-Ring Style to AN6	AFC 37122
Large 18mm X 1.50 O-Ring Style to AN6	AFC 37123





GM Power Steering Fittings - up to '79

DESCRIPTION	P/N
Small 5/8" X 18 TPI Flare Style	AFC 37124
Large 11/16" X 16 TPI Flare Style	AFC 37125

ALUMINUM STEERING ARMS



FIG	DESCRIPTION	PLAIN P/N	RED P/N	BLACK P/N
1	Ford lower Steering Arm for right front BRP Spindle		BRP 211	BRP 211BK
1	Ford lower Steering Arm for right front BRP Spindle- no pocketing		BRP 211S	BRP 211SBK
1	Ford lower steering Arm for right front - front mount caliper		BRP 213	BRP 213BK
1	International lower steering arm right front		BRP 212	
2	Ford lower Steering Arm for left front BRP Spindle		BRP 209	BRP 209BK
2	Ford lower Steering Arm for left front BRP Spindle- no pocketing		BRP 209S	BRP 209SBK
2	Ford lower Steering Arm for left front- front mount caliper		BRP 210	BRP 210BK
4	Sprint Car Style Single Steering Arm	BRP 206		
6	Maxim Style Single Steering Arm	BRP 204		
3	Ford Left Front Combo Arm with Ackerman Adjustment (top mount caliper)		BRP 9087	BRP 9087BK
5	Ford Right Front Combo Arm with Increased Ackerman (top mount caliper)		BRP 9140	BRP 9140BK
3	Ford Left Front Combo Arm with Ackerman Adjustment (front mount caliper)			BRP 9254BK
5	Ford Right Front Combo Arm With Increased Ackerman (front mount caliper)			BRP 9255BK



Did You Know...
Use BRP 755 Tie Rod spacer with aluminum steering arms.
Use RR 47 1/2" Tie Rod when using both BRP 9087 and BRP 9140. Use RR 48 when using BRP 9087 OR BRP 9140.

ALUMINUM PITMAN ARMS



DESCRIPTION	RED P/N	BLACK P/N
Lightweight with pocketing- holes at 11,12, & 13" (for 12:1 & 14:1 boxes)	BRP 220	BRP 220BK
Heavy Duty with pocketing- holes at 11,12, & 13" (for 12:1 & 14:1 boxes)	BRP 221	BRP 221BK
Lightweight with no pocketing- holes at 11,12, & 13" (for 12:1 & 14:1 boxes)	BRP 220-1	BRP 220-1BK
Heavy Duty with pocketing- holes at 9 & 10" (for GME 9:1 boxes)	BRP 227	BRP 227BK

UNIVERSAL JOINTS AND COUPLERS




APPLICATION	SPLINE	DESCRIPTION	SPLINE	U-JOINT P/N	COUPLER P/N
Smooth	3/4" Smooth		3/4" Smooth	SWE 401-50606	
Stiletto Spline (.620)	3/4" Smooth		5/8" 36 Spline	SWE 401-50607	
Smooth	3/4" Smooth		5/8" Smooth	SWE 401-50608	
Sweet Spline / Sweet Rack	3/4" Smooth		3/4" 48 Spline	SWE 401-50610	SWE 301-30100
Chevy Power / Sweet Steering Box	3/4" Smooth		13/16" 36 Spline	SWE 401-50611	SWE 301-30110
Chevy Manual / Pinto Power / Howe	3/4" Smooth		3/4" 36 Spline	SWE 401-50612	SWE 301-30120
Pinto Manual	3/4" Smooth		9/16" 26 Spline	SWE 401-50613	SWE 301-30130
Vega Spline (.600)	3/4" Smooth		5/8" 36 Spline	SWE 401-50614	SWE 301-30140
New Chevy Power / Appleton	3/4" Smooth		3/4" 30 Spline	SWE 401-50615	SWE 301-30150
Chevy Column	3/4" Smooth		1" 48 Spline	SWE 401-50618	
Double D	3/4" Smooth		3/4" Double D	SWE 401-50619	
Smooth	5/8" Smooth		5/8" Smooth	SWE 401-50808	

STEERING & QUICK RELEASES

Did You Know...

Aluminum Power Steering Pumps weigh 3.15 pounds and operate at 1500 PSI, while a cast iron pump weighs 4.30 pounds and operates at 1200 PSI.

POWER STEERING PUMPS



DESCRIPTION	P/N	REPLACEMENT PULLEY
Power Steering Pump Only	BRP 579	N/A
Power Steering Pump with 6" V Pulley (1/2" Belt)	BRP 580	BRP 996
Power Steering Pump with 6" V Pulley (3/8" Belt)	BRP 580-1	BRP 996-1
Power Steering Pump with 4 1/4" Serpentine Pulley	BRP 581	BRP 951
Aluminum Power Steering Pump Only (no pulley)	TUR T40S	N/A
Aluminum Power Steering Pump with 4 1/4" Serpentine Pulley	TUR 581	BRP 951
Aluminum Power Steering Pump with 6" V Pulley	TUR 580	BRP 996
Power Steering Pump with 7MM Pulley	BRP 9288	BRP 9272
Aluminum Power Steering Pump with 7MM Pulley	TUR 9288	BRP 9272

REPLACEMENT PARTS

	P/N
AN 9 O-ring to AN 10 (commonly used on return side of pump)	BRP 5026
AN 9 O-ring to 3/8" NPT Female (used on return side of pump)	BRP 5027
Rear Pump Cover O-ring	NIA 138
Outlet Pressure Fitting (threads into pump body)	BRP 579-1
AN 6 Outlet Fitting (threads into BRP 579-1)	BRP 579-2
Pressure Relief Valve	BRP 579-3
AN 6 Pressure Outlet Fitting (replaces BRP 579-1 & 579-2)	AFC 37130
Pump Seal O-Ring Repair Kit	BRP 579-7



POWER STEERING HOSES AND FILTERS

Power Steering Hoses



DESCRIPTION	P/N
46" Power Steering Pressure Hose for Profile Steel Box (AN 6 ends) has 1 straight AN6 fitting and 1 45° AN6 fitting	BRP 577
75" Power Steering Pressure Hose (AN 6 ends) has 1 straight AN6 fitting and 1 45° AN6 fitting	BRP 578
52" Power Steering Pressure Hose for Nields/Profile Aluminum box AN6 ends has 1 straight AN6 fitting and 1 45° AN6 fitting	BRP 578-1
AN 10 Power Steering Return Hose and Fitting Kit	BRP 582
AN 6 Bulk High Pressure Hose (sold per foot)	XRP 510006
Straight AN6 High Pressure screw on fitting for XRP 510006 hose	XRP 500006
90 degree AN6 High Pressure screw on fitting for XRP 510006 hose	XRP 509006

BRP 582 Includes:

- 1 - KBP 225
- 1- XRP 231210
- 1- XRP 239010
- 1- XRP 230006
- 1- XRP 239006
- 1.5 ft- XRP 340006
- 4 ft- XRP 340010

Power Steering Filter



DESCRIPTION	P/N
Power Steering Filter Assembly	BRP 585
Replacement Stainless Steel Filter Only	AFC 84022

Power Steering Fluid



DESCRIPTION	P/N
Sweet Power Steering Fluid (1 quart)	SWE 301-30090

Did You Know...
Sweet power steering fluid is a full synthetic fluid, which reduces foaming.

STEERING & QUICK RELEASES

POWER STEERING RESERVOIRS



Did You Know...
This has a billet end and cap with an o-ring. No more wornout stamped caps and ends- This one will be the only one you will buy!

FIG	DESCRIPTION	P/N
1	Aluminum round tank with billet cap (no mount)	BRP 563
2	Mounting bracket for round tank to mount on horizontal tubing	BRP 564
3	Aluminum round tank with flat mounting bracket and billet cap	BRP 563B
4	Replacement billet cap for BRP 563 & BRP 563B	BRP 563F
-	Replacement O-Ring for BRP 563F billet cap	NIA 216
5	Mounting plate for BRP 563B (common on DIRT Modifieds)	BRP 562M
-	Old Style Twist Cap	AFC 37151
6	Cockpit Mounted Power Steering Tank	BRP 9372


Did You Know...
ATTN RACERS:
for 3/4" shaft- no hassles,
no sanding!

STEERING ROD ENDS AND SUPPORT BEARINGS



.007" Oversized Rod Ends
rod end will slide over 3/4" shaft

DESCRIPTION	P/N
Steel	AFC 10400
Steel Jam Nut	BRP 788
Aluminum Jam Nut	BRP 772



Firewall/Midplate Support Bearing

DESCRIPTION	P/N
.757" Bearing	AFC 30321

Did You Know...
Steering shaft tubing is available in different lengths. You can cut the shaft to desired length to make a custom steering shaft! SEE CHART BELOW FOR LENGTHS

STEERING SHAFT TUBING AND MOUNTS



BRP 9151



12 GAUGE STEEL

BRP 5108

DESCRIPTION	P/N
11" Long - Multi Slot Steering Shaft Mount	BRP 5108
3/4" X .120" wall DOM steering shaft 18" Long	BRP 197
3/4" X .120" wall DOM steering shaft 36" Long	BRP 198
3/4" X .120" wall DOM steering shaft 48" Long	BRP 199
3/4" X .120" wall DOM steering shaft 72" Long	BRP 199-1
Weld on .760" ID X 2 1/2" long shaft coupler for 3/4" tubing	BRP 9151


STEERING SHAFT COLLARS



DESCRIPTION	P/N
5/8" Shaft Collar	BRP 181A
3/4" Shaft Collar	BRP 181-1A

Did You Know...
These aluminum collars mount on the steering shaft with set screws to keep the shaft from sliding. Also, file a small flat on the steering shaft so it doesn't gall the shaft!

STEERING QUICKENERS



DESCRIPTION	P/N
1.5:1 Ratio	HOW 5225
2:1 Ratio	HOW 522B2

Did You Know...
Both sides of the steering quickener are 3/4" X 36 Spline.

POWER STEERING BRACKETS

Big Block Chevrolet - Head Mount



DESCRIPTION	RED P/N	BLACK P/N
Big Block Chevrolet cylinder head mount power steering pump bracket kit	BRP 7154	BRP 7154BK
Big Block Chevrolet head bracket only	BRP 7152	BRP 7152BK
Spacer between bracket and cylinder head	BRP 7150	BRP 7150BK

Big Block Chevrolet - Block Mount



DESCRIPTION	RED P/N	BLACK P/N
Big Block Chevrolet Block mount power steering pump bracket	BRP 271	BRP 271BK

Use BRP 1631, 1633, 1633-1 or 1634 to adapt power steering pump to this bracket.

Power Steering Pump Spacers



DESCRIPTION	RED P/N	BLACK P/N
1/8" Thick power steering pump bracket adaptor or spacer	BRP 1631	
3/8" Thick power steering pump bracket adaptor or spacer	BRP 1633	
1/2" Thick power steering pump bracket adaptor or spacer	BRP 1633-1	
5/8" Thick power steering pump bracket adaptor or spacer	BRP 1634	

Small Block Chevrolet - Head Mount



DESCRIPTION	RED P/N	BLACK P/N
Small Block Chevrolet cylinder head power steering pump bracket kit	BRP 277	BRP 277BK
Small Block Chevrolet head bracket only	BRP 275	BRP 275BK
Replacement Nut Retainer Plate		BRP 275-1
Replacement Square Nut		BOL 057C
Spacer Between bracket and cylinder head (.380" thick X 3/8" hole)		BRP 277S
3/16" Long Spacer - 2 required		BRP 275-2

Small Block Chevrolet Block Mount



DESCRIPTION	RED P/N	BLACK P/N
Small Block Chevrolet power steering bracket kit	BRP 268	BRP 268BK
Replacement Square Nut		BOL 057C

Small Block Chevrolet Head Mount - Electric Water Pump



DESCRIPTION	RED P/N	BLACK P/N
Small Block Chevrolet head mount power steering bracket		BRP 9292

Small Block Ford V Pulley - Head Mount



DESCRIPTION	RED P/N	BLACK P/N
Small Block Ford V-Pulley power steering pump bracket kit	BRP 936	
Small Block Ford V-Pulley bracket only	BRP 935	
Spacer from bracket and cylinder head (4.885" long)	BRP 934	

Small Block Ford Serpentine Pulley - Head Mount



DESCRIPTION	RED P/N	BLACK P/N
Small Block Ford Serpentine Head mount power steering bracket kit	BRP 1421	BRP 1421BK
Small Block Ford Serpentine Mount only	BRP 935	
Spacer from bracket and cylinder head (.850" O.D. X 2 1/2" L - 7/16" hole)	BRP 499	

Power Steering Block Mount Bracket Spacers



DESCRIPTION	RED P/N	BLACK P/N
1/8" Thick BB/SB Wet Sump- Block Mount Power Steering Spacer	BRP 270	BRP 270BK
1/4" Thick BB/SB Wet Sump- Block Mount Power Steering Spacer	BRP 270-1	BRP 270-1BK
3/8" Thick BB/SB Wet Sump- Block Mount Power Steering Spacer	BRP 270-2	BRP 270-2BK

RADIUS RODS & ROD ENDS


STEEL ROD ENDS



ROD END SPECS			COMMERCIAL GRADE ZINC 1 PIECE		MOLY 1 PIECE BLACK OXIDE		PRECISION GRADE ZINC 2 PIECE		AIRCRAFT GRADE 4130 ZINC PLATED	
BORE	SHANK	TYPE	RH THREAD	LH THREAD	RH THREAD	LH THREAD	RH THREAD	LH THREAD	RH THREAD	LH THREAD
3/16"	3/16"F	Male	BRE 1031R	BRE 1031L						
3/16"	3/16"F	Female	BRE 1032R	BRE 1032L						
1/4"	1/4"F	Male	BRE 1041R	BRE 1041L						
1/4"	1/4"F	Female	BRE 1042R	BRE 1042L						
1/4"	1/4"F	Stud/Fem.	BRE 1042RS	BRE 1042LS						
5/16"	5/16"F	Male	BRE 1051R	BRE 1051L						
5/16"	5/16"F	Female	BRE 1052R	BRE 1052L						
5/16"	3/8"F	Male					BRE 4061R	BRE 4061L		
3/8"	3/8"F	Male	BRE 1061R	BRE 1061L			BRE 2061R	BRE 2061L		
3/8"	3/8"F	Female	BRE 1062R	BRE 1062L						
7/16"	7/16"F	Male	BRE 1071R	BRE 1071L			BRE 2071R	BRE 2071L		
7/16"	7/16"F	Female	BRE 1072R	BRE 1072L						
7/16"	1/2"F	Male					BRE 4081R	BRE 4081L		
1/2"	1/2"F	Male	BRE 1081R	BRE 1081L	BRE 8081R	BRE 8081L	BRE 2081R	BRE 2081L		
1/2"	1/2"F	Female	BRE 1082R	BRE 1082L			BRE 2082R	BRE 2082L		
1/2"	5/8"F	Male			BRE 5081R	BRE 5081L	BRE 4101R	BRE 4101L		
5/8"	5/8"F	Male	BRE 1101R	BRE 1101L	BRE 5101R	BRE 5101L	BRE 2101R	BRE 2101L	BRE 3101R*	BRE 3101L*
5/8"	5/8"F	Female	BRE 1102R	BRE 1102L					BRE 3102R	BRE 3102L
5/8"	3/4"F	Male					BRE 4121R	BRE 4121L		
3/4"	3/4"F	Male	BRE 1121R	BRE 1121L			BRE 2121R	BRE 2121L	BRE 3121R*	BRE 3121L*
3/4"	3/4"F	Female	BRE 1122R	BRE 1122L						

ALUMINUM ROD ENDS

*Add T for Teflon



BORE	SHANK	RH THREAD	LH THREAD
1/2"	1/2" FINE THREAD	BRE 6081R	BRE 6081L
1/2"	5/8" FINE THREAD	BRE 7101R	BRE 7101L
5/8"	5/8" FINE THREAD	BRE 6101R	BRE 6101L
3/4"	3/4" FINE THREAD	BRE 6121R	BRE 6121L

JAM NUTS



SIZE	THICKNESS	STEEL		ALUMINUM	
		RH THREAD	LH THREAD	RH THREAD	LH THREAD
3/16" F	7/32"	BRP 774	BRP 775		
1/4" F	7/32"	BRP 776	BRP 777		
5/16" F	1/4"	BRP 778	BRP 779		
3/8" F	1/4"	BRP 780	BRP 781		
7/16" F	1/4"	BRP 782	BRP 783	BRP 782A	
1/2" F	5/16"	BRP 784	BRP 785	BRP 784A	BRP 785A
5/8" F	3/8"	BRP 786	BRP 787	BRP 770	BRP 771
3/4" F	7/16"	BRP 788	BRP 789	BRP 772	BRP 773

STEEL COM BEARINGS



DESCRIPTION	P/N
1/2" I.D. COM Bearing	BRE COM8
5/8" I.D. COM Bearing	BRE COM10
3/4" I.D. COM Bearing	BRE COM12
1" I.D. COM Bearing	BRE COM16

STEEL CLEVIS



DESCRIPTION	P/N
5/8" F RH Thread, 3/8" hole with 3/8" wide slot	BRP 690
5/8" F LH Thread, 3/8" Hole with 3/8" wide slot	BRP 691

RADIUS RODS & ROD ENDS

Did You Know...
All Lengths under 36" are
anodized red or black, over 36" are
Polished.

RADIUS RODS & TIE RODS



BRP 1090



BRP RR18

6" and 8" Lengths of Material are also available
to make your own radius rods. See page 14 for details.

1" O.D. Aluminum Radius Rod X 5/8" F threads

LENGTH	RED P/N	BLACK P/N
4"		BRP 1040BK
6"	BRP 1060	
6 1/2"	BRP 1065	BRP 1065BK
7"	BRP 1070	
8"	BRP 1080	
8 1/2"	BRP 1085	
9"	BRP 1090	BRP 1090BK
10"	BRP 1100	
10 1/2"	BRP 1105	
11"	BRP 1110	
11 1/2"	BRP 1115	BRP 1115BK
12"	BRP 1120	
12 1/2"	BRP 1125	
13"	BRP 1130	BRP 1130BK
13 1/2"	BRP 1135	
14"	BRP 1140	BRP 1140BK
14 1/2"	BRP 1145	BRP 1145BK
15" (Rear Panhard Bar)	BRP 1150	BRP 1150BK
15 1/2"	BRP 1155	BRP 1155BK
16"	BRP 1160	BRP 1160BK
16 1/2"	BRP 1165	BRP 1165BK
17"	BRP 1170	BRP 1170BK
17 1/2"	BRP 1175	
18"	BRP 1180	
18 1/2"	BRP 1185	
19"	BRP 1190	
19 1/2"	BRP 1195	BRP 1195BK
20 1/2"	BRP 1205	
21" (Front Panhard Bar)	BRP 1210	BRP 1210BK
21 1/2"	BRP 1215	
22"	BRP 1220	BRP 1220BK
22 1/2"	BRP 1225	
23"	BRP 1230	
23 1/2"	BRP 1235	
24"	BRP 1240	
24 1/2"	BRP 1245	BRP 1245BK
25" (Front Radius Rods)	BRP 1250	BRP 1250BK
25 1/2"	BRP 1255	
26"	BRP 1260	
26 1/2"	BRP 1265	
27"	BRP 1270	
27 1/2"	BRP 1275	
28"	BRP 1280	
28 1/2"	BRP 1285	
29"	BRP 1290	
29 1/2"	BRP 1295	

1 1/4" O.D. Aluminum Radius Rod X 5/8" F threads

LENGTH	RED P/N	BLACK P/N
15"	BRP RR15	
17"	BRP RR17	
17 1/2"	BRP RR171/2	
18"	BRP RR18	
18 1/2"	BRP RR181/2	
19"	BRP RR19	BRP 19BK
19 1/2"	BRP RR191/2	
20"	BRP RR20	
20 1/2"	BRP RR201/2	
21"	BRP RR21	BRP RR21BK
21 1/2"	BRP RR211/2	
22"	BRP RR22	
22 1/2"	BRP RR221/2	
24"	BRP RR24	
24 1/2"	BRP RR241/2	
25" (HD Front Radius Rods)	BRP RR25	BRP RR25BK
25 1/2"	BRP RR251/2	BRP RR251/2BK
26"	BRP RR26	
26 1/2"	BRP RR261/2	
27"	BRP RR27	BRP RR27BK
27 1/2" (Left Rear Radius Rod)	BRP RR271/2	BRP RR271/2BK
28"	BRP RR28	BRP RR28BK
28 1/2"	BRP RR281/2	BRP RR 281/2BK
29"	BRP RR29	BRP RR29

LENGTH	PLAIN P/N
44"	BRP RR44
45"	BRP RR45
45 1/2"	BRP RR451/2
46"	BRP RR46
46 1/2"	BRP RR461/2
47"	BRP RR47
47 1/2" (Tie Rod - Bert Spindles)	BRP RR471/2
48"	BRP RR48
48 1/2" (Tie Rod - BRP spindles)	BRP RR481/2
50"	BRP RR50
62"	BRP RR62
63"	BRP RR63
64"	BRP RR64
64" Bent (drag link standard car)	BRP RR64B
65"	BRP RR65
66"	BRP RR66
66" Bent (drag link driver back)	BRP RR66B
67	BRP RR67
67 Bent	BRP RR 67B
68"	BRP RR68
68 Bent	BRP RR68B
68 1/2"	BRP RR681/2



BRP 9362

BRP 9371

DESCRIPTION	P/N
Radius Rod Wrench For 1 1/4" Rods	BRP 9371
Radius Rod Setting Tool	BRP 9362

RADIUS RODS & ROD ENDS



BRP 75220

Did You Know...
Economy Radius Rods are not anodized and do not have tapers or flats on them.



BRP 13180

ECONOMY RADIUS RODS **(AVAILABLE IN PLAIN ONLY)**

3/4" O.D. Aluminum X 1/2" F Threads

LENGTH	P/N
8"	BRP 75080
8 1/2"	BRP 75085
9"	BRP 75090
14"	BRP 75140
17"	BRP 75170
22"	BRP 75220
24"	BRP 75240
25 3/4"	BRP 75257
26 3/4"	BRP 75267

1" O.D. Aluminum X 5/8" F Threads

LENGTH	P/N
14 1/2"	BRP 1000-145
15"	BRP 1000-150
21"	BRP 1000-210
25"	BRP 1000-250

1 1/4" O.D. Aluminum X 5/8" F Threads

LENGTH	P/N
25"	BRP R250
27"	BRP R270
27 1/2"	BRP R275

Swedged Aluminum Radius Rods

LENGTH	P/N
11 1/2"	BRP 1150SW
21"	BRP 1210SW
25"	BRP 1250SW

7/8" O.D. Chrome Moly Steel Radius Rods 1/2" F Threads (used for rear end bridge)

LENGTH	P/N
10"	BRP 78100
10 1/2"	BRP 78105
11"	BRP 78110
12"	BRP 78120
18"	BRP 78180

Spring Rod Radius Rods



BRP 1385-18

DESCRIPTION	RED P/N	BLACK P/N
5/8" F Thread X 15 1/2" Long Radius Rod	BRP 1385-151/2	BRP 1385-151/2BK
5/8" F Thread X 16" Long Radius Rod	BRP 1385-16	BRP 1385-16BK
5/8" F Thread X 17" Long Radius Rod	BRP 1385-17	
5/8" F Thread X 17 1/2" Long Radius Rod	BRP 1385-171/2	BRP 1385-171/2BK
5/8" F Thread X 18" Long Radius Rod	BRP 1385-18	BRP 1385-18BK
5/8" F Thread X 19" Long Radius Rod	BRP 1385-19	
3/4" F Thread X 18" Long Radius Rod	BRP 1386-18	

1" O.D. Aluminum Radius Rod 3/4" F threads

LENGTH	RED P/N	BLACK P/N
6"	BRP 13060	BRP 13060BK
8"	BRP 13080	
9"	BRP 13090	
10"	BRP 13100	
11"	BRP 13110	
12"	BRP 13120	
13"	BRP 13130	
14"	BRP 13140	
15"	BRP 13150	
16"	BRP 13160	
17"	BRP 13170	
18"	BRP 13180	
18 1/2"	BRP 13185	
19"	BRP 13190	
20"	BRP 13200	
21"	BRP 13210	
22"	BRP 13220	
23"	BRP 13230	
23 3/4"	BRP 13237	
24"	BRP 13240	
24 3/4"	BRP 13247	
26 1/4"	BRP 13262	
27"	BRP 13270	
27 3/4"	BRP 13277	
28"	BRP 13280	
30"	BRP 13300	
32"	BRP 13320	
34"	BRP 13340	
34 1/2"	BRP 13345	
36"	BRP 13360	



Made From 1 1/8" X .065 Chrome Moly
BRP RR25SC

4130 Chrome Moly Steel Ultra Light Radius Rods

LENGTH	BLACK P/N	CHROME P/N
22" 1" O.D. with 1/2" fine threads	BRP 1220S-1/2	
25" 1" O.D. with 1/2" Fine Threads	BRP 1250S-1/2	BRP RR25SC
21" (Front Panhard Bar)	BRP RR21S	BRP RR27 1/2SC
21 1/2"	BRP RR21 1/2S	
25" (Front Radius Rods)	BRP RR25S	
25 1/2"	BRP RR25 1/2S	
27 1/2" (Left Rear Radius Rod)	BRP RR271/2S	BRP RR48 1/2SC
28"	BRP RR28S	
29"	BRP RR29S	
40"	BRP RR40S	
46 1/2"	BRP RR46 1/2S	
47 1/2" (Tie Rod for Bert Spindles)	BRP RR47 1/2S	
48 1/2" (Tie Rod for BRP Spindles)	BRP RR48 1/2S	
49 1/2"	BRP RR49 1/2S	
64"	BRP RR64	BRP RR64BSC
64" Bent (Drag Link - Standard Car)	BRP RR64BS	
66"	BRP RR66	
66" Bent (Drag Link - Driver Back Car)	BRP RR66BS	

RADIUS RODS & ROD ENDS

ALUMINUM TAP TUBING

Did You Know...
Tap tubing is ready to be tapped for all your custom projects. We also carry left and right hands taps. See below for more details.

DESCRIPTION	LENGTH	P/N
5/8" O.D. X .156" Wall 6061T6 - Taps 3/8"F	6 FT	BRP 4340-720
1" O.D. X .220" Wall 6061T6 - Taps 5/8"F	6 FT	BRP 1000
1" O.D. X .220" Wall 6061T6 - Taps 5/8"F	8 FT	BRP 1000-8
1 1/4" O.D. X .330" Wall 6061T6 - Taps 5/8"F	6 FT	BRP RR72
1 1/4" O.D. X .330" Wall 6061T6 - Taps 5/8"F	8 FT	BRP RR96

TAPS



BRT TO720L

DESCRIPTION	P/N
3/8"-24 (Fine Thread) Left Hand Tap	BRT TO624L
3/8"-24 (Fine Thread) Right Hand Tap	BRT TO624R
1/2"-20 (Fine Thread) Left Hand Tap	BRT TO820L
7/16"-20 (Fine Thread) Left Hand Tap	BRT TO720L
5/8"-18 (Fine Thread) Left Hand Tap	BRT T1018L
5/8"-18 (Fine Thread) Right Hand Tap	BRT T1018R
3/4"-16 (Fine Thread) Left Hand Tap	BRT T1216L

Did You Know...
Steel tubing up to 9 feet can be shipped by UPS. Cutting charges will be assessed on pieces less than 9 feet.



STEEL TUBING

TUBING SIZE	1020 DOM	4130 CHROMEMOLY	ERW
1" X .065" Wall	MAT 1.00X065DOM	MAT 1.00X065CM	
1" X .095" Wall	MAT 1.00X095DOM	MAT 1.00X095CM	
1" X .120" Wall	MAT 1.00X120DOM		
1 1/8" X .065" Wall		MAT 1.125X065CM	
1 1/8" X .095" Wall		MAT 1.25X095CM	
1 1/8" X .120" Wall	MAT 1.125X120DOM		
1 1/4" X .095" Wall	MAT 1.25X095DOM	MAT 1.25X095CM	MAT 1.25X095ERW
1 1/2" X .095" Wall	MAT 1.50X095DOM	MAT 1.50X095CM	MAT 1.50X095ERW
1 1/2" X .120" Wall	MAT 1.50X120DOM	MAT 1.50X120CM	MAT 1.50X120ERW

WELD IN RADIUS ROD TAP SLUGS

Radius Rod Tap Bungs
(for making your own radius rods)



THREAD	SLUG FITS INSIDE TUBING DIAMETER	P/N
1/2"-20F X RH	1" X .065" Wall	BRP 1496
1/2"-20F X LH	1" X .065" Wall	BRP 1497
1/2"-20F X RH	1" X .120" Wall	BRP 1488
1/2"-20F X LH	1" X .120" Wall	BRP 1489
5/8"-18F X RH	1 1/8" X .065" Wall	BRP 1486
5/8"-18F X LH	1 1/8" X .065" Wall	BRP 1487
5/8"-18F X RH	1 1/8" X .120" Wall	BRP 1490
5/8"-18F X LH	1 1/8" X .120" Wall	BRP 1491
3/4"-16F X RH	1 1/8" X .065" Wall	BRP 1494
3/4"-16F X LH	1 1/8" X .065" Wall	BRP 1495
3/4"-16F X RH	1 1/4" X .095" Wall	BRP 1492
3/4"-16F X LH	1 1/4" X .095" Wall	BRP 1493


Tapped Radius Rod Chassis Slugs

DESCRIPTION	P/N
1/2" X 3/4" O.D. Tapped Radius Rod Slug 2 1/4" Long with machined taper (front radius rods)	BRP 1514
5/8" X 7/8" O.D. Tapped Radius Rod Slug 2 1/4" Long (Left Rear Bottom 2 X 4 Slug)	MFG CHA206
5/8" X 7/8" O.D. Tapped Radius Rod Slug 2 3/4" Long (Rear Radius Rod Slugs)	MFG CHA207
1/2" X 3/4" O.D. X 1 3/4" Long Tapped Slug	MFG CHA31

NON TAPPED Radius Rod Chassis Slugs

DESCRIPTION	P/N
5/8" O.D. X 3/8" I.D. X 3/4" Long Weld Slug	MFG CHA20
1" O.D. X 1/2" I.D. X 1" Long Weld Slug	MFG CHA28
3/4" O.D. X 1/2" I.D. X 2 3/4" Long Weld Slug	MFG CHA49

Did You Know...
Steel reducer bushings allow you to adapt larger rod ends to smaller diameter bolts.




BRP 748

NOTE: May be zinc plated gold or black

STEEL REDUCER BUSHINGS

O.D.	I.D.	LENGTH	P/N
1/2"	3/8"	.625"	BRP 748
5/8"	1/2"	.500"	BRP 758
5/8"	1/2"	.750"	BRP 750
5/8"	1/2"	1.25"	BRP 754
5/8"	1/2"	1.625"	BRP 492
5/8"	1/2"	2.00"	BRP 484
5/8"	1/2"	2.50"	BRP 493
3/4"	1/2"	.750"	BRP 752
3/4"	5/8"	.750"	BRP 751

ALUMINUM REDUCER SPACERS



O.D.	I.D.	SPACER WIDTH	P/N
3/8"	5/16"	1/8"	BRP 4060
1/2"	3/8"	1/4"	BRP 4058

RADIUS RODS & ROD ENDS



STEEL TAPERED SPACERS

LENGTH	7/8" O.D. 1/2" BORE	1" O.D. 1/2" BORE	1" O.D. 5/8" BORE	1 1/8" O.D. 3/4" BORE
1/4"	BRP 718		BRP 724	BRP 733
1/2"	BRP 719		BRP 721	BRP 734
5/8"				
3/4"	BRP 720			
1 1/4"		BRP 720-1		
2 1/4"			BRP 735	



ALUMINUM TAPERED SPACERS

LENGTH	1" O.D.		1 1/4" O.D.			1 1/2" O.D. 5/8" BORE
	1/2" BORE	5/8" BORE	1/2" BORE	5/8" BORE	3/4" BORE	
1/2"	BRP 730	BRP 736			BRP 760	
5/8"	BRP 483	BRP 722				
3/4"	BRP 730-1	BRP 736-1			BRP 762	
1"	BRP 731	BRP 737	BRP 742	BRP 746	BRP 763	BRP 755
1 1/4"		BRP 739				
1 1/2"	BRP 732	BRP 738		BRP 747		
1 3/4"		BRP 436				
2 1/4"		BRP 437				

Did You Know...
BRP 755 spacer is used to space the tie rod and drag link away from steering arm

ALUMINUM SPACERS

Misc. Aluminum Spacers

LENGTH	I.D.	O.D.	P/N
.125"	.410"	.770"	BRP 433S
.050"	.377"	.800"	BRP 9072
.625"	.377"	.800"	BRP 9073
1.425"	.377"	.800"	BRP 9074
.380"	.380"	.625"	BRP 277S
.175"	.625"	.750"	BRP 950S
.1875"	.380"	.625"	BRP 275-2
.375"	.375"	.875"	BRP 4053
.375"	.375"	.875"	BRP 4056
1.875"	.375"	.800"	BRP 9137
.250"	.675"	.875"	BRP 4245

Did You Know...

BRP 4245 is used in a BRP 4249 in place of a BRP 4248.



3/8" I.D. Flat Aluminum Spacers

LENGTH	3/8" HOLE -- 13/16" O.D.		
	PLAIN	RED	BLACK
1/8"	BRP 705		
3/16"	BRP 706		
1/4"	BRP 707		
5/16"	BRP 708		
3/8"	BRP 709		
7/16"	BRP 711		
1/2"	BRP 710		
9/16"			
5/8"		BRP 497	BRP 497BK
.700"			
3/4"		BRP 491	BRP 491BK
.800"			
.845"			
1"			
1.16"			
1.195"			
1.25"		BRP 494	
1.37"			
1 1/2"	BRP 4065		
1.62"		BRP 481	
1.785"			
1 7/8"			
2"		BRP 480	
2 1/8"			
2.20"			
2 1/4"			
2 1/2"	BRP 485		
3.30"			
3 1/2"			
4"			
4.885"			
4 7/8"			
5 1/4"			

1/2" I.D. Flat Aluminum Spacers

LENGTH	1/2" HOLE -- 1" O.D.		
	PLAIN	RED	BLACK
1/8"		BRP 712	
3/16"		BRP 713	
1/4"		BRP 714	
5/16"		BRP 715	
3/8"		BRP 716	BRP 716BK
7/16"			
1/2"	BRP 717		
9/16"		BRP 4555	
5/8"		BRP 717-1	
.700"	BRP 693		
3/4"		BRP 693-1	BRP 693-1BK
.800"		BRP 693-2	
.845"		BRP 693-3	
1"		BRP 726	
1.16"	BRP 696		
1.195"		BRP 4556	
1.25"			
1.37"			
1 1/2"	BRP 695		
1.62"			
1.785"		BRP 4557	
1 7/8"		BRP 697	BRP 697BK
2"		BRP 482	BRP 482BK
2 1/8"		BRP 9013	
2.20"		BRP 4317	
2 1/4"		BRP 698	
2 1/2"		BRP 9014	
3.30"		BRP 931	
3 1/2"		BRP 699	BRP 699BK
4"	BRP 704		
4.885"		BRP 934	
4 7/8"	BRP 694		
5 1/4"	BRP 692		

STEEL SPACERS

LENGTH	I.D.	O.D.	P/N
2 1/2"	5/8"	1"	BRP 427-4
3"	5/8"	1"	BRP 9103

STREET STOCK BUMPERS

STREET STOCK FRONT BUMPERS



PBI 211040



HOW B722



HOW B724

Monte Carlo Front Bumpers

DESCRIPTION	P/N
Monte Carlo 1 Piece Front Bumper - WHITE	PBI 211040
Monte Carlo 1 Piece Front Bumper - BLACK	PBI 212040

Camaro Front Bumpers

DESCRIPTION	P/N
Camaro Upper Front Bumper - BLACK	HOW B722
Camaro Lower Front Bumper - BLACK	HOW B724

STREET STOCK REAR BUMPERS



PBI 211100

Monte Carlo Rear Bumpers

DESCRIPTION	P/N
Monte Carlo 1 Piece Rear Bumper - WHITE	PBI 211100
Monte Carlo 1 Piece Rear Bumper - BLACK	PBI 212100

RIVETS & DUCT TAPE


Rivets

DESCRIPTION	COLOR	QTY	P/N
1/8" Small Head	Plain	250	BRB 1825
3/16" Small Head	Red	250	BRB 825
3/16" Small Head	Yellow	250	BRB 925
3/16" Small Head	White	250	BRB 1025
3/16" Small Head	Blue	250	BRB 525-URR
3/16" Small Head	Black	250	BRB 1925
3/16" Small Head	Plain	300	BRB 630
3/16" Small Head	Plain	250	BRB 725
3/16" Large Head	Plain	250	BRB 1125
3/16" Large Head	White	250	BRB 1225
3/16" Large Head	Blue	250	BRB 1425
3/16" Large Head	Black	250	BRB 1525
3/16" Large Head	Yellow	250	BRB 1625
3/16" Large Head	Red	250	BRB 1725
3/16" Back up Washer	Steel	250	ALL 18202

Duct Tape



COLOR	P/N
Red	ISC RT3001
Blue	ISC RT3002
Yellow	ISC RT3003
Black	ISC RT3004
Silver	ISC RT3005
White	ISC RT3006
Orange	ISC RT3008
Purple	ISC RT3010



BRB 1725

SWIVEL STABILIZER EYES

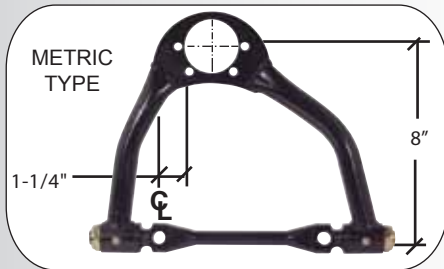


DESCRIPTION	P/N
Aluminum Assembly- 7/8" C Threads Swivel Eye	BRP 6185
Replacement Aluminum Eye	BRP 6186
Replacement Aluminum Shaft- 7/8" C Threads	BRP 6187
Steel Assembly- 7/8" C Threads	BRP 6188
Replacement Steel Eye	BRP 6189
Replacement Steel Shaft- 7/8" C Threads	BRP 6190
7/8" C weld nut	BRP 6191

DESCRIPTION	P/N
1/4" C detent ball	BRP 509008
3/8" C detent ball	BRP 509009
Solid Aluminum eye bolt - 7/8" C Threads	BRP 6180
Solid Steel eye bolt- 7/8" C Threads	PCR 100-2815
7/8" C Jam Nut	BRP 6182


UPPER CONTROL ARMS

Port City Racing 4 Bolt Upper Control Arms



LENGTH	APPLICATION	STEEL P/N
8"	Metric Right Side	PCR 100-06-0800RHS-1
8 1/2"	Metric Left Side	PCR 100-06-0820LHS-1
8"	8" Camaro Upper Control Arm	PCR 100-05-0800S
8 1/2"	8 1/2" Camaro Upper Control Arm	PCR 100-05-0820S
9"	9" Camaro Upper Control Arm	PCR 100-05-0900S
9 1/2"	9 1/2" Camaro Upper Control Arm	PCR 100-05-0920S
10"	10" Camaro Upper Control Arm	PCR 100-05-1000S

ADJUSTABLE CROSS SHAFTS



DESCRIPTION	5/8" END	3/4" END
Steel Assembly	BRP 5200	BRP 5211
Aluminum Assembly	BRP 5200A	N/A
Steel Shaft Only	BRP 5201	BRP 5212
Aluminum Shaft Only	BRP 5201A	N/A
Monoball Bearing	BRE COM10	BRE COM12
Bearing Retainer Housing	BRP 5202	BRP 5213
Steel Spacer	BRP 721	BRP 734
Snap Ring	BOL 1300-112	BOL 1300-137

Offset Camber Adjustable Bushings for 5200/5201/5211/5212 Cross Shaft



DEGREE OF OFFSET	ALUMINUM 1/2" HOLE	ALUMINUM 9/16" HOLE	STEEL
0	BRP 5204	BRP 5204-9/16	
1/16"	BRP 5205	BRP 5205-9/16	
1/8"	BRP 5206	BRP 5206-9/16	
3/16"	BRP 5207	BRP 5207-9/16	
1/4"	BRP 5208	BRP 5208-9/16	
5/16"	BRP 5209	BRP 5209-9/16	
3/8"	BRP 5210	BRP 5210-9/16	
No Hole			BRP 5220

Did You Know...
Offset camber bushings are available with 1/2" holes and 9/16" holes... be sure to order the correct application!

ALUMINUM CROSS SHAFTS



DESCRIPTION	P/N
11 1/4" Aluminum Cross shaft (holes 6" center to center)	BRP 5198
.875" I.D. Bushing for BRP 5198 (sold each)	BRP 5196
11 1/2" Aluminum Cross shaft (no holes)	BRP 2011
1" I.D. Bushing for BRP 2011 (sold each)	BRP 2012



6" center to center

CONTROL ARM MOUNTS

Did You Know...
This Upper Control Arm Mount is made from 3/8" steel plate, has 6" hole centers and has 2 degrees of anti-dive.

DESCRIPTION	P/N
3/8" Steel Upper Control Arm Mounting Plate	BRP 2015




BRP 5166

BALL JOINT ADAPTOR BUSHING

DESCRIPTION	P/N
Adaptor Bushing- used to adapt AFC 20038 ball joint to AFC 20036 taper and works with most dirt spindles.	BRP 5166

UPPER BALL JOINTS



AFC 20031

AFC 20032

AFC 20032-1

AFC 20033

AFC 20034

DESCRIPTION	P/N
Most popular ball joint. Fits Shaw, Howe, WRC, Rayburn, Harris, & upper taper of pinto spindle	AFC 20031
Full size 71-84 Impala spindles, 71-81 Camaro & 73-84 chevelle. Does not fit AFCO arm	AFC 20032
Used on IMCA cars to raise roll center. Fits AFCO upper upper arms	AFC 20032-1
64-72 Chevelle lower arm and spindle. Most popular IMCA modified application	AFC 20033
Fits Troyer & Howe modifieds. Also fits upper and lower taper in pinto spindle (same taper as AFC 20031)	AFC 20034

LOWER BALL JOINTS



PCR 100-3K719

AFC 20036


AFC 20038

AFC 20038-1

AFC 20039

DESCRIPTION	P/N
Fits Troyer Upper and lower	PCR 100-3K719
Most popular lower ball joint. Fits nearly all strut cars	AFC 20036
Fits all Howe cars & wide type dirt cars. Also fits 71-76 Impala spindle	AFC 20038
Used on IMCA cars to raise roll centers. Fits Impala spindle and welds into stock lower control arm	AFC 20038-1
S-10 joint used on some mini-stocks. Also fits 71-81 Camaro, 73-84 Chevelle, and 77-84 Impala	AFC 20039

BALL JOINT SLEEVES



BRP 5160

BRP 5161

ALL 56250

BRP 5163

BRP 5164

BRP 5165

DESCRIPTION	P/N
Large threaded sleeve with flange. Fits AFC 20036 ball joint	BRP 5160
Large threaded sleeve. Fits AFC 20036 ball joint	BRP 5161
Small threaded sleeve. Fits AFC 20034 & PCR 100-3K719 ball joints	ALL 56250
Smooth bore sleeve. Fits AFC 20039 ball joint	BRP 5163
Smooth bore sleeve. Fits AFC 20038 ball joint	BRP 5164
Smooth bore sleeve. Fits AFC 20038-1	BRP 5165

CONTROL ARM BUSHINGS



LOWER

Steel Control Arm Bushings

DESCRIPTION	FRONT	REAR
'78 - '88 Monte Carlo / Malibu / Chevelle / Regal	BRP 5192	BRP 5189
'75 - '77 Monte Carlo / Malibu / Chevelle / Regal	BRP 5189	BRP 5190
'73 - '74 Monte Carlo / Malibu / Chevelle / Regal	BRP 5188	BRP 5190
'67 - '72 RB Monte Carlo / Malibu / Chevelle / Regal	BRP 5188	BRP 5189
'78 - '87 Cutlass / Grand Prix	BRP 5192	BRP 5189
'73 - '77 Cutlass / Grand Prix	BRP 5189	BRP 5190
'69 - '72 Cutlass / Grand Prix	BRP 5188	BRP 5188
'71 - '96 Caprice / Impala	BRP 5189	BRP 5190
'73 - '79 Camaro / Firebird / Trans-Am	BRP 5189	BRP 5190
'67 - '72 Camaro / Firebird / Trans-Am	BRP 5188	BRP 5189
'75 - '79 Nova	BRP 5189	BRP 5190
'68 - '74 Nova	BRP 5188	BRP 5189

UPPER

Steel Control Arm Bushings

DESCRIPTION	FRONT	REAR
'78 - '88 Monte Carlo / Malibu / Chevelle / Regal	BRP 5193	BRP 5193
'74 - '77 Monte Carlo / Malibu / Chevelle / Regal	BRP 5194	BRP 5195
'73 Monte Carlo / Malibu / Chevelle / Regal	BRP 5195	BRP 5195
'67 - '72 Monte Carlo / Malibu / Chevelle / Regal	BRP 5191	BRP 5191
'78 - '88 Cutlass / Grand Prix	BRP 5193	BRP 5193
'74 - '77 Cutlass / Grand Prix	BRP 5194	BRP 5195
'73 Cutlass / Grand Prix	BRP 5195	BRP 5195
'67 - '72 Cutlass / Grand Prix	BRP 5191	BRP 5191
'80 - '96 Caprice / Impala	BRP 5194	BRP 5194
'74 - '79 Caprice / Impala	BRP 5194	BRP 5195
'71 - '73 Caprice / Impala	BRP 5195	BRP 5195
'71 - 79 Camaro	BRP 5194	BRP 5195
'67 - '69 Camaro	BRP 5191	BRP 5191
'75 - '79 Firebird / Trans Am	BRP 5194	BRP 5195
'70 - '74 Firebird / Trans Am	BRP 5195	BRP 5195
'67 - '69 Firebird / Trans Am	BRP 5191	BRP 5191
'75 - '79 Nova	BRP 5194	BRP 5195
'68 - '74 Nova	BRP 5191	BRP 5191

TAPERED REAMERS



DESCRIPTION	APPLICATION	P/N
1 1/2" per foot Taper	Most Tie Rod, Shock eyes, and ball joint AFC20031,20034, 20036 and PCR 100-3K719	AFC 80770
2" per foot Taper	Ball Joints AFC 20032, 20032-1,20038,20038-1, & 20039	AFC 80771

Did You Know...

Bicknell Racing Products also stocks many other tools too! Check out the tool section of this catalog to see other tools...

N.E. MODIFIED FRONT SUSPENSION

Did You Know...

BRP axles are made from Chromemoly tubing. Don't be fooled by "imposter" front axles that may bend easily!

NORTHEAST MODIFIED FRONT AXLES



STYLE	LENGTH	BARE AXLE	3 BAR AXLE	4 BAR AXLE	BOLT ON AXLE BRACKETS	BOLT ON AXLE BRACKETS WITH CAMBER
FORD .859" King Pin Diameter	50"	BRP EC50		BRP EC50/*	BRP EC50BO*	BRP EC50BOC
	52"	BRP EC52	BRP EC52/3*	BRP EC52/*	BRP EC52BO*	BRP EC52BOC
+4° LF CAMBER	52"					BRP EC52BOC-4
International .988" King Pin Diameter	50"	BRP IH50*	BRP IH50/3*	BRP IH50/*	BRP IH50BO*	
	52"	BRP IH52*				

ALL AXLES AVAILABLE POWDER COATED **BLACK ONLY**. ADD -3 TO END OF PART NUMBER

* indicates special order - call for availability.

Used on 2000 to present BRP chassis

DESCRIPTION	P/N
Front Axle for Syracuse only. (will not work on short tracks)	BRP EC52BOC-SYR
Front Axle bolt kit (comes with all necessary bolts to mount front end)	BRP 408-5



BRP 7118

DESCRIPTION	P/N
Bicknell Ford 10 degree eye end	BRP 7118
Set screws for Front Axles (sold in packages of 2)	BOL 0603756F

FRONT AXLE KITS



All kits start with BRP EC52BOC front axle

EXAMPLE: BRP FE1223

BRP LINE CODE

"FE" stands for front end, and is the same for all kits.

SPINDLE / HUB OPTION

P/N	POSITION 1
1	BRP 9200 Spindle / BRP 4570 Hub
2	BRP 4588 Spindle / WIN 3266F Hub
3	BRP 4588 Spindle / BRP 9382 Hub

Caliper / Pad Selection:
1- No Calipers / Pads
2- BRP 170-1526 with PFC Pads

ADD "BK" For Black Bolt On Parts

AXLE COLOUR
0 - NO PAINT
3- POWDER COATED BLACK

Assembled or Kit Form:
1- All Parts Boxed in Kit
2- Assembled and ready to Bolt In

All kits start with BRP EC52BOC front axle

KIT #1

QTY	PART #	DESCRIPTION
2	BRP 9200	Spindles w/ kingpins
2	BRP 4570	Hubs
2	BRP 65W	10 7/8" X 3/8" Rotors
2	BRP 835	Hub Seal
2	BRP 828	Inner Bearing
2	BRP 829	Outer Bearing
2	BRP 831L	Locking Nut Assembly
1	BRP 1623	Panhard Mount
2	BRP 1505	Axles Brackets
1	BRP 209	LF Steering Arm
1	BRP 211	RF Steering Arm
1	BRP RR481/2	Tie Rod
1	BRE 5101L	Tie Rod Heim End
1	BRE 5010R	Tie Rod Heim End
1	BRP 786	Jam Nut
1	BRP 787	Jam Nut
2	BRP 18-2375	Caliper Bracket
1	BRP 408-5	Front End Bolt Kit

KIT #2

QTY	PART #	DESCRIPTION
2	BRP 4588	Spindles w/ kingpins
2	WIN 3266F	Hubs
2	BRP 67	12 X 3/8" Rotors
2	BRP 6225	Hub Seal
4	BRP 6224	Bearings
2	BRP 6230	Locking Nut Assembly
1	BRP 1623	Panhard Mount
2	BRP 1505	Axles Brackets
1	BRP 209	LF Steering Arm
1	BRP 211	RF Steering Arm
1	BRP RR481/2	Tie Rod
1	BRE 5101L	Tie Rod Heim End
1	BRE 5010R	Tie Rod Heim End
1	BRP 786	Jam Nut
1	BRP 787	Jam Nut
2	BRP 19	Caliper Bracket
1	BRP 408-5	Front End Bolt Kit

KIT #3

QTY	PART #	DESCRIPTION
2	BRP 4588	Spindles w/ kingpins
2	BRP 9382	Large Bearing Hubs
2	BRP 65W	10 7/8" X 3/8" Rotors
2	WIN 7284V	Hub Seal
4	BRP 6224	Bearings
2	BRP 6230	Locking Nut Assembly
1	BRP 1623	Panhard Mount
2	BRP 1505	Axles Brackets
1	BRP 9087	LF Ackerman Steering Arm
1	BRP 9140	RF Ackerman Steering Arm
1	BRP RR471/2	Tie Rod
1	BRE 5101L	Tie Rod Heim End
1	BRE 5010R	Tie Rod Heim End
1	BRP 786	Jam Nut
1	BRP 787	Jam Nut
2	BRP 9390	Caliper Bracket
1	BRP 408-5	Front End Bolt Kit

N.E. MODIFIED FRONT SUSPENSION

FRONT AXLE BRACKETS



DESCRIPTION	PLAIN P/N	RED P/N	BLACK P/N
Bicknell Downtube 4 Bar Bolt on bracket- 7 1/4" bolt spacing	BRP 1502	BRP 1502RD	BRP 1502BK
Bicknell 2000 to present 4 Bar Bolt on bracket- 5 1/4" spacing		BRP 1505	BRP 1505BK
Bicknell 2000 to present 4 Bar Bolt on 2" drop bracket for Bilstein			
BGT Series Shocks (large nitrogen chamber)- 5 1/4" spacing		BRP 1501	BRP 1501BK

Did You Know...
BRP chassis use BRP 1505 axle brackets, and with Bilstein BGT series shocks you can also use BRP 1501 for added clearance.


NON BINDING FRONT AXLE BRACKETS



DESCRIPTION	P/N
Standard Non Binding Axle Bracket - 5 1/4" Bolt Spacing (replaces BRP 1505) - Anodized Black	BRP 9329BK
Drop Non Binding Axle Bracket - 5 1/4" Bolt Spacing (replaces BRP 1501) - Anodized Black	BRP 9330
Replacement Plastic Washer Only	BRP 9329D
Replacement Inner Bearing Only	BRP 9329C

NEW PRODUCT

FRONT PANHARD MOUNTS



DESCRIPTION	RED P/N	BLACK P/N
Front Panhard Mount kit- 3 holes red anodized	BRP 1503	BRP 1503BK
Heavy Duty Front Panhard Mount kit- 2 holes red anodized	BRP 1623	BRP 1623BK

Did You Know...
BRP chassis use BRP 1623 panhard mount, BRP 398 clamp, and takes a BRP 1210 panhard bar.

Kits also come with mounting bolts

FRONT PANHARD MOUNT



Adjustable Front Panhard Mounts

DESCRIPTION	P/N
Front Adjustable Panhard Mount	BRP 9369
Replacement Quick Change Pin	BRP 9369C

Clamp On Front Panhard Mounts

DESCRIPTION	RED P/N	BLACK P/N
1 1/2" Front Panhard slider (for 2000-present cars)	BRP 398	BRP 398BK

CLAMP ON SLIDERS



DESCRIPTION	WIDTH	TUBE SIZE	BOLT SIZE	RED P/N	BLACK P/N
Heavy Duty Aluminum	2"	1 1/2"	3/4"	BRP 391	
Heavy Duty Aluminum	2"	1 3/4"	5/8"	BRP 392	
Heavy Duty Aluminum	2"	1 3/4"	3/4"	BRP 390	
Heavy Duty Aluminum	2"	1 1/2"	5/8"	BRP 393	BRP 393BK
Lightweight Aluminum	1 1/2"	1 1/2"	5/8"	BRP 394	
Lightweight Aluminum	1 1/4"	1 1/4"	1/2"	BRP 395	
Lightweight Aluminum	1"	1 1/2"	1/2"	BRP 396	BRP 396BK
Lightweight Aluminum	1 1/2"	1 1/2"	1/2"	BRP 396-1	
Lightweight Aluminum	1 1/2"	1 1/2"	3/4"	BRP 396-2	
Lightweight Aluminum	1 1/2"	1 3/4"	3/4"	BRP 397-2	BRP 397-2BK
Heavy Duty Steel - IMCA LEGAL	1 1/2"	1 3/4"	3/4"	BRP 399	
Lightweight Aluminum	1 1/2"	1 1/2"	5/8"		BRP 9357

N.E. MODIFIED FRONT SUSPENSION

BRP 10 DEGREE FORGED WIDE SPREAD BEARING SPINDLE

Did You Know...

BRP spindles are made from forged 7075 aluminum for ultimate strength. They weigh in at 4.60 # with kingpin.



Features include:

- replaceable bronze bushings.
- made from forged 7075 aluminum.
- Spindle snout is threaded into body for high strength while reverse thread locknut keeps snout tight under racing conditions.
- Works with BRP 4570 Hub.

Did You Know...

The Spindle snout is recessed into the aluminum spindle body for added strength!

10 Degree Spindle with .859" King Pin

DESCRIPTION	P/N
Aluminum spindle kit with hollow steel kingpin, steel snout & lock nut	BRP 9200
Aluminum spindle kit with hollow titanium kingpin, steel snout & lock nut	BRP 9200T
Aluminum spindle kit with hollow titanium kingpin, titanium snout & lock nut	BRP 9200TT
Replacement snout and lock cap	BRP 9203
Replacement snout only	BRP 9202
Replacement lock cap only	BRP 4591
Snout wrench	BRP 4584
Replacement king pin with 2 end caps	BRP 841
Replacement end caps for 841 (sold each)	BRP 841C
Optional titanium king pin with caps	BRP 841T
Replacement cap for BRP 841T king pin (sold each)	BRP 841TC
Replacement king pin bushing (sold each)	BRP 842
1/8" Aluminum spindle shim spacer - Ford kingpin	BRP 843
Steel Kingpin Shim for Ford Kingpin - .005" Thick	WIN 7514
Steel Kingpin Shim for Ford Kingpin - .031" Thick	WIN 7512
Lock nut Assembly (includes locknut, tab washer, thrust washer & bolts)	BRP 831L
Wrench for BRP 831L lock nut	BRP 831W



KING PIN DRIFT PUNCH



DESCRIPTION	P/N
Aluminum .859" King pin drift punch	BRP 847

BRP WIDE 5 WIDE SPREAD HUB

Did You Know...

When mounting a BRP 4570 to a BRP9200 spindle, Use a BRP 65 or BRP 65W brake rotor, and a BRP 8-2250 or BRP 18-2375 brake bracket.

DESCRIPTION	RED P/N	BLACK P/N
Aluminum Wide 5 Hub (includes Cap)	BRP 4570	BRP 4570BK
Replacement Dust Cap		BRP 4571
Replacement Inner race		BRP 826
Replacement Outer race		BRP 827
Inner bearing		BRP 828
Outer bearing		BRP 829
Aluminum locking spindle nut assembly		BRP 831L
Inner hub seal		BRP 835
Taper head rotor bolt (sold each 3 required) 1/2" F X 1"		BOL 081003F
Taper head rotor bolt kit - package of 3 (1/2" F X 1")		BRP 53
Replacement Wheel Stud		BRP 2060

Inner and outer bearings, seals, and wheel nuts sold separately.

Did You Know...

This BRP 4570 hub is designed to work with BRP 9200 spindle above. It weighs in at a slender 7# with studs and races.

Also has quick release front cap!



Includes BRP 4571 dust cap, 3X BOL 081003F rotor bolts. Does not include bearings, seal, or spindle nut.

ORIGINAL BRP 9210 10 DEGREE SPINDLE

Did You Know...

BRP spindles are made from forged 7075 aluminum for ultimate strength. They weigh in at 4.60 # with kingpin.



Features include:
 -replaceable bronze bushings.
 -made from forged 7075 aluminum.
 -Spindle snout is threaded into body for high strength while reverse thread locknut keeps snout tight under racing conditions.

10 Degree Spindle with .859" King Pin

DESCRIPTION	P/N
Aluminum spindle kit with hollow steel kingpin, steel snout & lock nut	BRP 9210
Aluminum spindle kit with hollow steel titanium, steel snout & lock nut	BRP 9210T
Replacement snout and lock cap	BRP 9213
Replacement snout only	BRP 9212
Replacement lock cap only	BRP 4591
Snout wrench	BRP 4584
Replacement king pin with 2 end caps	BRP 841
Replacement end caps (sold each)	BRP 841C
Optional titanium king pin	BRP 841T
Replacement cap for titanium king pin (sold each)	BRP 841TC
Replacement kingpin bushing (sold each)	BRP 842
1/8" Aluminum spindle shim spacer	BRP 843
Steel kingpin shim for Ford kingpin - .005" thick	WIN 7514
Steel kingpin shim for Ford kingpin - .031" thick	WIN 7512
Lock nut assembly	BRP 831L
Wrench for BRP 831L lock nut	BRP 831W



KING PIN DRIFT PUNCH



DESCRIPTION	P/N
Aluminum .859" King pin drift punch	BRP 847

BRP ORIGINAL 821 WIDE 5 HUB

Did You Know...

When mounting a BRP 821 to a BRP 9210 spindle, Use a BRP 65 or BRP 65W brake rotor, and a BRP 8-2250 or BRP 18-2375 brake bracket.

DESCRIPTION	RED P/N	BLACK P/N
Aluminum Wide 5 hub	BRP 821	BRP 821BK
Replacement Inner race		BRP 826
Replacement Outer race		BRP 827
Inner bearing		BRP 828
Outer bearing		BRP 829
Aluminum locking spindle nut assembly		BRP 831L
Inner hub seal		BRP 835
Replacement Dust cap		BRP 832
Taper head rotor bolt (sold each, 3 required) 1/2" F X 1"		BOL 081003F
Taper head rotor bolt kit 1/2" F X 1"		BRP 53
Replacement Wheel Stud		BRP 2060

Inner and outer bearings, seals, and wheel nuts sold separately.

Did You Know...

This BRP 821 hub is designed to work with BRP 9210 spindle above. It weighs in at a slender 7# with studs and races.



BRP 821 includes BRP 832 dust cap, and 3 BOL 081003F rotor bolts.

N.E. MODIFIED FRONT SUSPENSION

BRP 4588 LARGE BEARING MODIFIED FRONT SPINDLE

10 Degree Spindle with .859" King Pin

Did You Know...
BRP 4588 Spindle is made with an aluminum snout- it weighs in at only 4.4 pounds with kingpin.

DESCRIPTION	P/N
Large Bearing aluminum spindle kit with hollow steel king pin	BRP 4588
Large Bearing Aluminum spindle kit with titanium king pin	BRP 4588T
Replacement steel king pin with 2 end caps	BRP 841
Replacement end caps for steel king pin (sold each)	BRP 841C
Replacement aluminum Snout Only	BRP 4585
Replacement titanium king pin with caps	BRP 841T
Replacement cap for titanium king pin (sold each)	BRP 841TC
Replacement king pin bushing (sold each)	BRP 842
1/8" Aluminum spindle shim spacer	BRP 843
Steel Kingpin Shim - .005" Thick	WIN 7514
Steel Kingpin Shim - .031" Thick	WIN 7512
Lock nut assembly	BRP 6230
Wrench for BRP 6230 lock nut	BRP 6231
Replacement steel lock nut only (no hardware)	BRP 6229
Replacement outer washer and screw	BRP 6227
Replacement screw with washer (package of 2)	BRP 6228
Steering arm mounting hardware kit (2 BOL 082C, 2 BOL 083507C)	BRP 4588B
Center spindle plug (required for oil filled hubs)	BRP 9397



Features include:
 -replaceable bronze bushings.
 -made from forged 7075 aluminum.
 -Spindle snout is threaded into body for high strength while reverse thread locknut keeps snout tight under racing conditions.
 -Works with BRP 6203 or WIN 3266F or BER CTD-NYM-H01



KING PIN DRIFT PUNCH



DESCRIPTION	P/N
Aluminum .859" King pin drift punch	BRP 847

BRP 6203 LARGE BEARING FRONT HUB

Did You Know...
When mounting a BRP 6203 to a BRP4588 spindle, Use a BRP 67 rotor with a BRP 19 caliper bracket.



Also has quick release dust cap!

DESCRIPTION	RED P/N	BLACK P/N
Aluminum Wide 5 large bearing hub (comes with dust cap)	BRP 6203	BRP 6203BK
Replacement Dust Cap (comes with 1- NIA 045, 3 - BOL 10240502C)		BRP 6203C
Replacement Adaptor - Includes wheel studs	BRP 6201B	BRP 6201BBK
Inner race		BRP 6222
Outer race		BRP 6222
Inner bearing		BRP 6224
Outer bearing		BRP 6224
Steel locking spindle nut assembly		BRP 6230
Inner hub seal		BRP 6225
Replacement seal snap ring		BRP 6223
Low drag inner hub seal (will not work for oil filled hubs)		BRP 6232
Replacement adaptor bolts - (package of 10) BOL 061252H		BRP 6204
Rotor bolt kit (package of 8)		BRP 50
Replacement Wheel Stud		BRP 2060

Inner and outer bearings, seals, and wheel nuts sold separately.

Did You Know...
This BRP 6203 hub is designed to work with BRP 4588 spindle above.

N.E. MODIFIED FRONT SUSPENSION

ADJUSTABLE CAMBER FRONT SPINDLES

NEW PRODUCT




BRP 9214



BRP 9215

Spindles comes with 0°, 1°, & 2° pills, king pin, and king pin washer.
Installation wrench (BRP 4584) is required to install king pin ball joint cap (BRP 9206)- sold separately.



BRP 9209-0 BRP 9209-1 BRP 9209-2

6 Pin Style 10 Degree Spindle with .859" King Pin

DESCRIPTION	P/N
Adjustable Camber Spindle - 6 Pin Style (uses BRP 4570 Hub)	BRP 9214
Adjustable Camber Spindle - With Steel Snout and Titanium King Pin	BRP 9214T
Adjustable Camber Spindle - With Titanium Snout and King Pin	BRP 9214TT
Installation Wrench / King pin retainer wrench	BRP 4584
Replacement Steel Snout Only	BRP 9202
Replacement Inner Locking Snout Cap Only	BRP 4591
Replacement Steel Snout With Locking Cap Assembly	BRP 9203
Replacement Titanium Snout Only	BRP 9202T
Replacement Titanium Locking Cap Only	BRP 4591T
Replacement Titanium Snout With Locking Cap Assembly	BRP 9203T

Large Bearing 10 Degree Spindle with .859" King Pin

DESCRIPTION	P/N
Adjustable Camber Large Bearing Spindle With Steel King Pin	BRP 9215
Adjustable Camber Large Bearing Spindle With Titanium King Pin	BRP 9215T
Snout Retainer Installation Wrench / King pin retainer wrench	BRP 4584
Replacement Snout Only	BRP 4585
Replacement Inner Locking Snout Cap Only	BRP 4583
Center spindle plug (required for oil filled hubs)	BRP 9397

Spindle Common Parts

DESCRIPTION	P/N
Replacement Ball Joint Cap (king pin retainer)	BRP 9206
Replacement Locking Tab for king pin retainer (bottom of sprindle)	BRP 9206A
Replacement com washer	BRP 9207
Replacement Steel King Pin	BRP 9208
Replacement Titanium King Pin	BRP 9208T
Replacement King Pin Washer	BRP 9208W
Replacement 0° Pill	BRP 9209-0
Replacement 1° Pill	BRP 9209-1
Replacement 2° Pill	BRP 9209-2

Note: Only Factory Repairable With Com Bearing.

LARGE BEARING BILLET FRONT HUB

NEW PRODUCT



BRP 9382

DESCRIPTION	P/N
Billet Large Bearing Front Hub with 3 bolt rotor (comes with dust cap)	BRP 9382
3 bolt to 8 on 7" rotor adaptor (also accepts "T" nuts)	BRP 9384
Floating Rotor "T" Nut Bolt Kit	BRP 9386
Replacement Dust Cap	BRP 6203C
Inner race	BRP 6222
Outer race	BRP 6222
Inner bearing	BRP 6224
Outer bearing	BRP 6224
Replacement Wheel Stud	BRP 2060
Steel locking spindle nut assembly	BRP 6230
Inner hub seal	BRP 6225
Low drag inner hub seal (will not work with oil filled hubs)	BRP 6232
Replacement seal snap ring	BRP 6223
Replacement oil fill plug	WIN 7874A
Rotor bolt kit (package of 8)	BRP 50
Replacement rotor adaptor bolts (3 required)	BOL 081003F

Inner and outer bearings, seals, and wheel nuts sold separately.

LARGE BEARING SPACER KITS



BRP 9392



BRP 9396



BRP 9397

DESCRIPTION	P/N
Front Bearing Spacer Kit	BRP 9392
Setup Spindle - mounts on workbench for easy adjustment	BRP 9396
Center Spindle Plug for BRP 4588 Spindle (required when oil filling BRP 9382 hubs)	BRP 9397
Rear Bearing Spacer Kit	BRP 9393

25

N.E. MODIFIED FRONT SUSPENSION

FRONT SPINDLE LOCK NUT WRENCHES



DESCRIPTION	P/N
Spindle lock nut wrench for BRP 831L (BRP 9200/9210 spindles)	BRP 831W
Spindle lock nut wrench for BRP 6230 (ALL large bearing spindles)	BRP 6231

ALUMINUM 6 PIN FRONT HUBS

6 Pin Hubs & Parts




DESCRIPTION	P/N
Standard sprint hub with studs and races (red rotor stands)	BRP 825LW
Offset modified hub with studs and races (black rotor stands)	BRP 825-1

DESCRIPTION	P/N
Dust cap with O-ring	BRP 832
Replacement O-ring for BRP 832	BRP 832S
5/8" C wheel stud	BRP 833
5/8" C titanium wheel stud	BRP 833T
Jam nut for BRP 833 wheel stud	BRP 834
5/8" C flat ended aluminum wheel nut (red)	BRP 836
Rotor stand kit for BRP 825 hub (red)	BRP 837
Long rotor stand kit for BRP 825-1 hub (black)	BRP 838
Rotor bolt 1/2" F X 1" Flat head (sold each)	BOL 081003F


DESCRIPTION	P/N
Replacement Inner race	BRP 826
Replacement Outer race	BRP 827
Inner bearing	BRP 828
Outer bearing	BRP 829
Steel locking spindle nut	BRP 831L
Slotted washer only	BRP 831L2
Wrench for BRP 831L spindle nut	BRP 831W
Inner hub seal	BRP 835

6 PIN ROTOR ADAPTOR




DESCRIPTION	RED P/N	BLACK P/N
3/8" thick 3 bolt to 8 on 7" rotor adaptor	BRP 813	
3/8" thick 3 bolt to 8 on 7" rotor adaptor (also can use tee nuts to float rotor)		BRP 9384
1/2" thick asphalt 3 bolt to 8 on 7" rotor adaptor	BRP 9067	
Steel asphalt front brake bracket (uses 2800 series caliper, 11 3/4" dia. X .810 thick rotor, BRP 9067 adaptor & BRP 4570 hub and BRP 9200 spindle)		BRP 9066
Steel asphalt front brake bracket (uses 2000 series caliper, 11 3/4" dia. X .810 thick rotor, BRP 6203 / BRP 9382 / WIN 3266F hub, and BRP 4588 spindle (when using 9382 hub, the BRP 9067 adaptor is required)		BRP 9065

INTERNATIONAL STEEL SPINDLE



DESCRIPTION	P/N
Spindle kit with kingpin, spacer, & locking nut.	BRP 1664
Hollow replacement kingpin (.988" O.D.)	BRP 1660
King pin cap (sold each)	BRP 1662
Lower bolt on spindle boss	BRP 1669
Lower bolt on spindle boss (recommended for asphalt cars)	
Made from High Strength Steel	BRP 1669S
Upper bolt on spindle boss	BRP 1670
Spindle plate assembly	BRP 1671
Spindle Bolts (4 required)	BRP 1672
Kingpin bushing (sold each)	BRP 1673
1/8" aluminum spindle shim spacer	BRP 844
Aluminum spindle lock nut kit	BRP 320
Replacement washers & screws for BRP 320 lock nut kit	BRP 320W

SWAY BAR COMPONENTS



BROACH	HOLES	END	OFFSET	RED P/N	BLACK P/N	DESCRIPTION	RED P/N	BLACK P/N
1"	12", 13", 14"	Bolt	0	BRP 245	BRP 245BK	1 1/8" I.D. 2 piece aluminum sway bar mount	BRP 1570	BRP 1570BK
1 1/8"	24" Long Blank	----	0	BRP 249-24		1 1/8" I.D. aluminum locating/lock collar	BRP 1571A	
1 1/8"	14.5", 15.5", 16.5"	Bolt	0	BRP 253*	BRP 253BK*	1/8" Steel weld on chassis tab for mounting BRP 1570 mount	MFG CHA6	
1 1/8"	14.5", 15.5", 16.5"	Bolt	1"	BRP 253B	BRP 253BBK			
1 1/8"	16", 17", 18"	Bolt	0	BRP 254	BRP 254BK			
1 1/8"	16", 17", 18"	Bolt	5"	BRP 254B**	BRP 254BBK**			

*Used on left front of 2000-present BRP Chassis
 ** Used on right front of 2000-present BRP Chassis

N.E. MODIFIED REAR SUSPENSION

ADJUSTABLE QUADLOCK BIRDCAGES



BRP 9310 Adjustable QuadLock Birdcage



QTY	DESCRIPTION	P/N
	Complete Universal Adjustable Quadlock Birdcage	BRP 9310
1	Outer Adjustable Birdcage Plate	BRP 9305
1	Inner Adjustable Birdcage Plate	BRP 9306
1	Universal Shock Mount (Includes mounting bolts and stud)	BRP 9307
1	Main Center Hub (Includes 2 X 7/16" F X 1 1/2" Allen bolts and nuts)	BRP 9308
1	36 Piece Pill Kit (see below)	BRP 9309
1	Torsion Bar Roller	BRP 9284
1	Replacement Radius Rod Spacer	BRP 724
3	3/8" C X 5" Grade 8 Bolt (bolts birdcage together)	BOL 065001C8
6	3/8" Flat washers	BOL 06FLAT
3	3/8" C Grade 8 Lock Nuts	BOL 062C8
1	1/2" C X 4 1/2" Bolt (roller)	BOL 084501C
1	1/2" C Narrow Nylock Nut (roller)	BOL 083C
1	5/8" C X 3" Bolt (radius rod)	BOL 103001C
1	5/8" C Nylock Nut (radius rod)	BOL 102C
1	Optional Left Rear Double Sheer Heavy Duty Shock Mount	BRP 9399L
1	Optional Right Rear Double Sheer Heavy Duty Shock Mount	BRP 9399R



BRP 9310



BRP 9307

BRP 9399L

ADJUSTABLE BIRDCAGE PILL KIT

DESCRIPTION	P/N
36 Piece Pill Kit - Kit comes with 6 of each of the following pills: 6 X 0°, 6 X 1°, 6 X 2°, 6 X 3°, 6 X 4°, 6 X 5°.	BRP 9309



BRP 9309

5°

4°

3°

2°

1°

0°

****These pills are actual size. Use them to verify the pills you are installing in your birdcages****


ADJUSTABLE BIRDCAGE BRIDGE MOUNT

DESCRIPTION	P/N
Adjustable Birdcage Bridge Mount	BRP 9406



BRP 9406

4 LINK BIRDCAGES



BRP 4478

BRP 4479

DESCRIPTION	P/N
4 Link Right Rear Torsion Bar Birdcage	BRP 4478
4 Link Left Rear Torsion Bar Birdcage	BRP 4479
4 Link Right Rear Coil Over Birdcage	BRP 4470
4 Link Left Rear Coil Over Birdcage	BRP 4471
4 Link "Live Axle" Right Rear Coil Over Birdcage	BRP 4470-1
4 Link "Live Axle" Left Rear Coil Over Birdcage	BRP 4471-1
Replacement Roller	BRP 9284

N.E. MODIFIED REAR SUSPENSION

Did You Know...

Quadlock Birdcages offer the ultimate in strength. They require Quadlock tubes to work properly- see page 36 for tubes

LEFT REAR BIRDCAGES

BRP 9032 Left Rear QuadLock Birdcage



QTY	DESCRIPTION	RED P/N	BLACK P/N
	Complete Left Rear QuadLock Birdcage Kit	BRP 9032	BRP 9032BK
2	2 1/4" Aluminum Birdcage Spacer	BRP 698	BRP 698BK
1	1/4" Steel Radius Rod Spacer	BRP 724	
1	Outer Quadlock Birdcage Plate	BRP 9030L	BRP 9030LBK
1	Inner Quadlock Birdcage Plate	BRP 9031L	BRP 9031LBK
1	Shock Mount	BRP 4278L	BRP 4278LBK
1	Optional double shear HD shock mount	BRP 9079	BRP 9079BK
1	Torsion Roller Assembly	BRP 9284	
2	Slotted washer for roller bolt (2 required)	BRP 4250W	
2	1/2"C X 4 3/4" Bolt (bolts birdcage plates together)	BOL 084751C	
1	1/2"C X 5" Bolt (roller)	BOL 085001C	
2	1/2"C Nylock Nuts (used on 4 3/4" long bolts)	BOL 082C	
1	5/8"C X 3" Bolt (bolts radius rod to outer plate)	BOL 103001C	
1	5/8"C Nylock Nut (used on 3" long radius rod bolt)	BOL 102C	
1	1/2"C Narrow Nylock Nut (used on 5" long roller bolt)	BOL 083C	

please see page 56 for clamp on brake brackets to complete this birdcage

Did You Know...

You can also use a clamp on brake bracket for added braking strength. See page 63 for applications.

BRP 4255 Left Rear Large Bearing Birdcage



QTY	DESCRIPTION	RED P/N	BLACK P/N
	Complete Left Rear Large Bearing Clamp On Birdcage Kit	BRP 4255	BRP 4255BK
1	Brake Caliper Bracket	BRP 2	BRP 2BK
2	2 1/4" Aluminum Birdcage Spacer	BRP 698	BRP 698BK
1	1/4" Steel Radius Rod Spacer	BRP 724	
2	1" Aluminum Birdcage Spacer	BRP 726	BRP 726BK
1	Outer Clamp On Birdcage Plate	BRP 4250L	BRP 4250LBK
1	Inner Clamp On Birdcage Plate	BRP 4252L	BRP 4252LBK
1	Shock Mount	BRP 4278L	BRP 4278LBK
1	Optional double shear HD shock mount	BRP 9079	BRP 9079BK
1	Torsion Roller Assembly	BRP 9284	
2	Slotted washer for roller bolt (2 required)	BRP 4250W	
2	1/2"C X 6 1/2" Bolt (bolts birdcage plates together)	BOL 086501C	
1	1/2"C X 5" Bolt (roller)	BOL 085001C	
2	1/2"C Nylock Nuts (used on 6 1/2" long bolts)	BOL 082C	
1	5/8"C X 3" Bolt (bolts radius rod to outer plate)	BOL 103001C	
1	5/8"C Nylock Nut (used on 3" long radius rod bolt)	BOL 102C	
1	1/2"C Narrow Nylock Nut (used on 5" long roller bolt)	BOL 083C	

Did You Know...

8 Bolt birdcages offer great strength. They will fit BRP chassis, Teo and Troyer chassis as well.

BRP 4292 8 Bolt Left Rear Birdcage



QTY	DESCRIPTION	RED P/N	BLACK P/N
	Complete Left Rear 8 Bolt Birdcage Kit	BRP 4292	BRP 4292BK
1	Brake caliper bracket for 12.16" diameter rotor X .810" thick	BRP 1-2	BRP 1-2BK
2	1 7/8" Aluminum Birdcage Spacer	BRP 697	BRP 697BK
1	2 1/4" Aluminum Birdcage Spacer	BRP 698	BRP 698BK
2	3/8" Thick Aluminum Spacer for Caliper Bracket	BRP 716	BRP 716BK
1	1/4" Steel Radius Rod Spacer	BRP 724	
1	Outer Birdcage Plate	BRP 4270L	BRP 4270LBK
1	Inner Birdcage Plate	BRP 4274	BRP 4274BK
1	Inner Birdcage Plate Strap	BRP 4276	BRP 4276BK
1	Shock Mount	BRP 4278L	BRP 4278LBK
1	Optional double shear HD shock mount	BRP 9079	BRP 9079BK
1	Torsion Roller Assembly	BRP 9284	
1	Slotted Washer for roller bolt (2 required)	BRP 4250W	
1	8 Bolt Cup	BRP 4308	BRP 4308BK
1	1/2"C X 5 1/2" Bolt	BOL 085501C	
2	1/2"C X 5" Bolt	BOL 085001C	
1	1/2"C X 4 1/2" Bolt	BOL 084501C	
1	1/2"C X 2 3/4" Bolt	BOL 082751C	
1	5/8"C X 3" Bolt	BOL 103001C	
1	5/8"C Nylock Nut	BOL 102C	
2	1/2"C Nylock Nut	BOL 082C	
3	1/2"C Narrow Nylock Nut	BOL 083C	

RIGHT REAR BIRDCAGES

Did You Know...

Quadlock birdcages have flats on 4 sides- no need to drill the tube and they slide right into place!

BRP 9033 Right Rear QuadLock Birdcage



QTY	DESCRIPTION	RED P/N	BLACK P/N
	Complete Left Rear QuadLock Birdcage Kit	BRP 9033	BRP 9033BK
2	2 1/4" Aluminum Birdcage Spacer	BRP 698	BRP 698BK
1	1/4" Steel Radius Rod Spacer	BRP 724	
1	Outer Quadlock Birdcage Plate	BRP 9030R	BRP 9030RBK
1	Inner Quadlock Birdcage Plate	BRP 9031R	BRP 9031RBK
1	Shock Mount	BRP 4278R	BRP 4278RBK
1	Optional double shear HD shock mount	BRP 9080	BRP 9080BK
1	Torsion Roller Assembly	BRP 9284	
2	Slotted washer for roller bolt (2 required)	BRP 4250W	
2	1/2" X 4 3/4" Bolt (bolts birdcage plates together)	BOL 084751C	
1	1/2" X 5" Bolt (roller)	BOL 085001C	
2	1/2" Nylock Nuts (used on 4 3/4" long bolts)	BOL 082C	
1	5/8" X 3" Bolt (bolts radius rod to outer plate)	BOL 103001C	
1	5/8" Nylock Nut (used on 3" long radius rod bolt)	BOL 102C	
1	1/2" Narrow Nylock Nut (used on 5" long roller bolt)	BOL 083C	

please see page 56 for clamp on brake brackets to complete this birdcage



Did You Know...

BRP 4255/4257 birdcages need to be pinned to the rear end tube. Drill 7/16" into the tube and use the supplied pin.

BRP 4257 Right Rear Large Bearing Birdcage

QTY	DESCRIPTION	RED P/N	BLACK P/N
	Complete Left Rear Large Bearing Clamp On Birdcage Kit	BRP 4257	BRP 4257BK
1	Brake Caliper Bracket	BRP 2	BRP 2BK
2	2 1/4" Aluminum Birdcage Spacer	BRP 698	BRP 698BK
1	1/4" Steel Radius Rod Spacer	BRP 724	
2	1" Aluminum Birdcage Spacer	BRP 726	BRP 726BK
1	Outer Clamp On Birdcage Plate	BRP 4250R	BRP 4250RBK
1	Inner Clamp On Birdcage Plate	BRP 4252R	BRP 4252RBK
1	Shock Mount	BRP 4278R	BRP 4278RBK
1	Optional double shear HD shock mount	BRP 9080	BRP 9080BK
1	Torsion Roller Assembly	BRP 9284	
2	Slotted washer for roller bolt (2 required)	BRP 4250W	
2	1/2" X 6 1/2" Bolt (bolts birdcage plates together)	BOL 086501C	
1	1/2" X 5" Bolt (roller)	BOL 085001C	
2	1/2" Nylock Nuts (used on 6 1/2" long bolts)	BOL 082C	
1	5/8" X 3" Bolt (bolts radius rod to outer plate)	BOL 103001C	
1	5/8" Nylock Nut (used on 3" long radius rod bolt)	BOL 102C	
1	1/2" Narrow Nylock Nut (used on 5" long roller bolt)	BOL 083C	



Did You Know...

Different brake brackets are available for 8 bolt birdcages- see page 63 for different options...


BRP 4293 8 Bolt Right Rear Birdcage

QTY	DESCRIPTION	RED P/N	BLACK P/N
	Complete Left Rear 8 Bolt Birdcage Kit	BRP 4293	BRP 4293BK
1	Brake caliper bracket for 12.16" diameter rotor X .810" thick	BRP 1-2	BRP 1-2BK
2	1 7/8" Aluminum Birdcage Spacer	BRP 697	BRP 697BK
1	2 1/4" Aluminum Birdcage Spacer	BRP 698	BRP 698BK
2	3/8" Aluminum Caliper Bracket Spacer	BRP 716	BRP 716BK
1	1/4" Steel Radius Rod Spacer	BRP 724	
1	Outer Birdcage Plate	BRP 4270R	BRP 4270RBK
1	Inner Birdcage Plate	BRP 4272	BRP 4272BK
1	Inner Birdcage Plate Strap	BRP 4276	BRP 4276BK
1	Shock Mount	BRP 4278	BRP 4278BK
1	Optional double shear HD shock mount	BRP 9080	BRP 9080BK
1	8 Bolt Cup	BRP 4308	BRP 4308BK
1	Torsion Roller Assembly	BRP 9284	
2	Slotted Washer for roller bolt (2 required)	BRP 4250W	
2	1/2" X 5 1/2" Bolt	BOL 085501C	
1	1/2" X 5" Bolt	BOL 085001C	
1	1/2" X 4 1/2" Bolt	BOL 084501C	
1	1/2" X 2 3/4" Bolt	BOL 082751C	
1	5/8" X 3" Bolt	BOL 103001C	
1	5/8" Nylock Nut	BOL 102C	
2	1/2" Nylock Nut	BOL 082C	
3	1/2" Narrow Nylock Nut	BOL 083C	



N.E. MODIFIED REAR SUSPENSION

8 BOLT BIRDCAGE CUPS



BRP 4308

BRP 4308B

BRP 4308L

BRP 4312BP

BRP 4312-1

BRP 4313

DESCRIPTION	P/N
1 3/8" Deep 8 bolt birdcage cup - 8 holes, 22 1/2° angle	BRP 4308
1 3/8" Deep birdcage cup - NO HOLES	BRP 4308B
1 3/8" Deep 8 bolt birdcage cup - 8 holes, LR corrected birdcage timing to 0°	BRP 4308L
1 3/8" Deep 8 bolt birdcage cup - 8 holes, RR corrected birdcage timing to 0°	BRP 4308R
1 3/4" Deep 8 bolt birdcage cup - 8 holes drilled at zero	BRP 4312
1 3/4" Deep birdcage cup - NO HOLES	BRP 4312BP
1 3/4" Deep birdcage cup - 16 holes	BRP 4312-1
1 3/4" Deep birdcage cup - 8 holes drilled, 22 1/2° angle	BRP 4313

TRAILING ARM BRACKETS AND ACCESSORIES

Trailing Arm Brackets



BRP 540


BRP 541

BRP 529

BRP 9063

DESCRIPTION	P/N
8 Bolt Aluminum Trailing Arm Bracket Only (short for tire clearance)	BRP 529
8 Bolt Aluminum Trailing Arm Bracket Only (standard length)	BRP 540
Bolt On Trailing Arm Bracket for 3" Tube - 1/2" Radius Rod Holes	BRP 541
Bolt On Trailing Arm Bracket for 3" Tube - 5/8" Radius Rod Holes	BRP 542
Bolt On Trailing Arm Bracket for 3" Tube - 3/4" Radius Rod Holes	BRP 543
Quad Lock Trailing Arm Bracket - 5/8" Radius Rod Holes	BRP 9063
Replacement Trailing Arm Stud	BOL 083006F

Accessories



BRP 1602

BRP 1565

BRP 1566

BRP 1567

DESCRIPTION	P/N
4 Hole steel weld on flange	BRP 1602
Lower control arm bracket	BRP 1565
Half moon spacer	BRP 1566
Lower shock mount	BRP 1567

COIL-OVER TRAILING ARM BRACKETS



BRP 4560-0

Left Rear Coil Over Birdcage
8 Bolt Rear End

Did You Know...
The 8 Bolt Coil-Over birdcages
are most popular on Asphalt cars....



BRP 4561-0

Right Rear Coil Over Birdcage
8 Bolt Rear End

QTY	DESCRIPTION	P/N
	Complete Left Rear 8 Bolt Coil Over Birdcage	BRP 4560-0
1	8 Bolt Trailing Arm Bracket	BRP 540
1	Brake Caliper Bracket (.810" X 12.16 dia. rotor)	BRP 1-2
1	Steel 4 Bolt to 8 Bolt adaptor plate	BRP 4311S
2	Caliper Bracket Spacer	BRP 713
1	Trailing Arm to BRP 4311S spacer	BRP 4555
2	7/16" C X 1 1/2" Bolt	BOL 071501C
2	7/16" Flatwasher	BOL 07FLAT
2	7/16" C Nylock Nut	BOL 072C
3	1/2" C X 2 1/2" Bolt	BOL 082501C
3	1/2" C Nylock Nut	BOL 082C
1	Trailing Arm Stud	BOL 083006F

QTY	DESCRIPTION	P/N
	Complete Right Rear 8 Bolt Coil Over Birdcage	BRP 4561-0
1	8 Bolt Trailing Arm Bracket	BRP 540
1	Brake Caliper Bracket (.810" X 12.16 dia. rotor)	BRP 1-2
1	Steel 4 Bolt to 8 Bolt adaptor plate	BRP 4311S
2	Caliper Bracket Spacer	BRP 713
2	Caliper Bracket to Trailing Arm Spacer	BRP 4556
1	Trailing Arm to BRP 4311S spacer	BRP 4557
2	7/16" C X 1 1/2" Bolt	BOL 071501C
2	7/16" Flatwasher	BOL 07FLAT
2	7/16" C Nylock Nut	BOL 072C
3	1/2" C X 3 3/4" Bolt	BOL 083751C
3	1/2" C Nylock Nut	BOL 082C
1	Trailing Arm Stud	BOL 083006F
	Complete Right Rear 8 Bolt Coil Over Birdcage For Large Offset Right Rear Wheel	BRP 4561-3

N.E. MODIFIED REAR SUSPENSION

REAR RADIUS RODS



DESCRIPTION	RED P/N	BLACK P/N
LR Radius Rod	BRP RR 27	BRP RR27BK
LR Radius Rod With 0° birdcage timing	BRP RR271/2	BRP RR271/2BK
LR Radius Rod With BRP 9099L Shortening Kit	BRP RR 25	BRP RR 25BK
No Spring Rod - RR Radius Rod	BRP RR 271/2	BRP RR 271/2BK
No Spring Rod - RR Radius Rod With 0° birdcage timing	BRP RR28	BRP RR28BK
No Spring Rod - RR Radius Rod With BRP 9099R Shortening Kit	BRP RR 251/2	BRP RR 251/2BK

SEE PAGE 12 FOR ADDITIONAL RADIUS ROD LENGTHS



REAR RADIUS ROD SHORTENING KITS



BRP 9099L

DESCRIPTION	P/N
Left Rear Radius Rod Shortening Kit (Uses 2" Shorter Radius Rod)	BRP 9099L
Right Rear Radius Rod Shortening Kit (Uses 2" Shorter Radius Rod)	BRP 9099R

Comes with all necessary hardware - bolts to all 2000 to present midrail chassis

BRP SPRING RODS



BRP 1399-900BK

BRP 1399WBK

DESCRIPTION	RED P/N	BLACK P/N
3/4" Rod End assembly with 650 pound spring	BRP 1398-650	BRP 1398-650BK
3/4" Rod End assembly with 900 pound spring	BRP 1398-900	BRP 1398-900BK
3/4" Rod End assembly - no spring	BRP 1398	BRP 1398BK
5/8" Rod End assembly with 650 pound spring	BRP 1399-650	BRP 1399-650BK
5/8" Rod End assembly with 900 pound spring	BRP 1399-900	BRP 1399-900BK
5/8" Rod End assembly - no spring	BRP 1399	BRP 1399BK

*note - all 5/8" spring rods come with BRP 1399W(red) or 1399WBK(black) wrench & all 3/4" spring rods come with BRP 1398W(red) or 1398WBK(black)

Complete Spring Rod with Radius Rod (includes Rod End)

DESCRIPTION	RED P/N	BLACK P/N
Complete 650# Spring Rod with 17 1/2" Radius Rod	BRP 1399-650-171/2	
Complete 900# Spring Rod with 17 1/2" Radius Rod	BRP 1399-900-171/2	BRP 1399-900-171/2BK
Complete 900# Spring Rod with 18" Radius Rod	BRP 1399-900-18	BRP 1399-900-18BK

Spring Rod Replacement Parts

DESCRIPTION	3/4" RED	3/4" BLACK	5/8" RED	5/8" BLACK
Body	BRP 1397	BRP 1397BK	BRP 1396	BRP 1396BK
Slider Housing	BRP 1395	BRP 1395BK	BRP 1395	BRP 1395BK
Slider Rod	BRP 1394	BRP 1394BK	BRP 1393	BRP 1393BK
Rod End	BRP 1392	BRP 1392	BRP 1391	BRP 1391
Steel Adjuster Nut	BRP 1390	BRP 1390	BRP 1389	BRP 1389
Slider Washer	BRP 1388	BRP 1388BK	BRP 1388	BRP 1388BK
Adjuster Washer	BRP 1388	BRP 1388BK	BRP 1387	BRP 1387BK
5/8" F Radius Rod Connecting Stud	-NA-	-NA-	BRP 1396S	BRP 1396S

Replacement 4 1/2" Mini Springs - 1 1/8" I.D. X 1 7/8" O.D.

DESCRIPTION	P/N	DESCRIPTION	P/N
4 1/2" X 650#	AFC 27065	4 1/2" X 1200#	AFC 27120
4 1/2" X 900#	AFC 27090	4 1/2" X 1600#	AFC 27160
4 1/2" X 1050#	AFC 27105	4 1/2" X 2000#	AFC 27200

Did You Know...

These Radius Rods are tapered where they thread on the spring rod, so there is less flex- making it stronger!



BRP 1385-18

SPRING ROD RADIUS RODS

DESCRIPTION	RED P/N	BLACK P/N
5/8" F Thread X 15 1/2" Long Radius Rod	BRP 1385-151/2	BRP 1385-151/2BK
5/8" F Thread X 16" Long Radius Rod	BRP 1385-16	BRP 1385-16BK
5/8" F Thread X 17" Long Radius Rod	BRP 1385-17	
5/8" F Thread X 17 1/2" Long Radius Rod	BRP 1385-171/2	BRP 1385-171/2BK
5/8" F Thread X 18" Long Radius Rod	BRP 1385-18	BRP 1385-18BK
5/8" F Thread X 19" Long Radius Rod	BRP 1385-19	
3/4" F Thread X 18" Long Radius Rod	BRP 1386-18	

N.E. MODIFIED REAR SUSPENSION

PRECISION CONTROL LINK

NEW PRODUCT



DESCRIPTION	P/N
Precision Control Link Complete With Spring (radius rod sold separately)	BRP 9407

Precision Control Link Radius Rods

DESCRIPTION	P/N
Precision Control Link Radius Rod - 11.000" Long (2" Short Rod)	BRP 9408-11.000
Precision Control Link Radius Rod - 13.000" Long (STD Cars)	BRP 9408-13.000

Replacement Parts

DESCRIPTION	P/N
Replacement Precision Control Link Body	BRP 9407A
Replacement Precision Control Link Cap	BRP 9407B
Replacement Precision Control Link Guide Bushing	BRP 9407C
Replacement Precision Control Link Shaft	BRP 9407D
Replacement Inner Rod Seal	NIA 114
Replacement Inner Wiper Seal	BOL ST-62
Replacement Outer Rod Guide Bushing Seal (2 required)	NIA 209
Replacement Travel Indicator O-Ring	NIA 208
Replacement Rod Guide Bushing Retaining Ring	BOL 91985A161
Replacement Body / Cap O-Ring Seal	NIA 032
Replacement Radius Rod Connector Stud	BRP 1396S
Replacement Adjuster Rod End	BRP 1391
Replacement Adjuster Washer	BRP 1387BK
Replacement Steel Adjuster Nut	BRP 1389
Replacement Jam Nut	BRP 787
Replacement Spring	AFC 27065
Replacement Rock Gaurd	BRP 9409

SPRING ROD WRENCHES



DESCRIPTION	RED P/N	BLACK P/N
3/4" Spring Rod Wrench	BRP 1398W	
5/8" Spring Rod Wrench	BRP 1399W	BRP 1399WBK

REAR INNER PANHARD MOUNTS



DESCRIPTION	P/N
Aluminum Inner Panhard mount (includes bolts and spacers) - uses BRP 442 bolt kit sold seperately	BRP 1624
Heavy Duty Steel Inner Panhard mount - uses BRP 443 Bolt Kit	BRP 1626
Inner Support for BRP 1624 panhard mount (bolts to 1/2" through bolt of mount to pinion seal cover plate) RECOMMENDED FOR BRP 1624	BRP 1625
1 7/8" Long Quick Pin For BRP 1624 (replaces bolt)	BRP 9370
1 3/4" Long Quick Pin For BRP 1626 (replaces bolt)	BRP 9369C
Bolt Kit for BRP 1624 Aluminum Panhard Mount	BRP 442
Bolt Kit For BRP 1626 Steel Panhard Mount	BRP 443

BRP 442

3 - 7/16" F X 6 1/2" Bolt
3 - 7/16" F Nylock Nut
2 - 7/16" C X 2 1/2" Stud
2 - 7/16" C Nylock Nuts

BRP 443

1 - 7/16" C X 3" Stud 3 - 7/16" F Nylock Nuts
1 - 7/16" C X 2 1/2" Stud 2 - 7/16" C Nylock Nuts
1 - 7/16" F X 6 1/2" Bolt 2 - 3/8" C X 1 3/4" Bolt
3 - 7/16" F X 7" Bolt

DRIVESHAFT COVERS



DESCRIPTION	P/N
Driveshaft Cover for BER MOZ/ WIN 60150 Transmissions	BRP 1645
Driveshaft Cover BER 1200 Transmission	BRP 9020
Driveshaft Cover For BER MOZ/WIN 60150 with 2" Engine Back	BRP 1643

N.E. MODIFIED REAR SUSPENSION

NON ADJUSTABLE REAR OUTER PANHARD MOUNTS



DESCRIPTION	RED P/N	BLACK P/N
Rear Panhard Mount Assembly (includes all hardware)	BRP 4551	BRP 4551BK
Rear aluminum panhard plate only (no numbers)	BRP 4550	BRP 4550BK
Front aluminum panhard plate only (with laser etched numbers)	BRP 4550A	BRP 4550ABK
2000-present X chassis bolt kit	BRP 4550B	

1" Shorter Panhard Mount

DESCRIPTION	RED P/N	BLACK P/N
Rear Panhard Mount Assembly (includes all hardware)	BRP 9076	BRP 9076BK
Rear aluminum panhard plate only (no numbers)	BRP 9076A	BRP 9076ABK
Front aluminum panhard plate only (with laser etched numbers)	BRP 9076B	BRP 9076BBK
2000-present X chassis bolt kit	BRP 4550B	

BRP 4550B

- 4- BRP 482
- 1- BRP 719
- 1- BRP 720
- 1- 1/2" F X 2 1/4" Bolt
- 2- 1/2" C X 1 1/4" Bolt
- 4- 1/2" C X 4 1/2" Bolt
- 2- 1/2" C X 5 1/2" Bolt
- 1- 1/2" F X 1 1/4" Flat Head
- 1- 1/2" Nylock Nut
- 4- 1/2" Nylock Nut
- 4- 1/2" Narrow Nylock
- 1- 1/2" Lockwasher



ADJUSTABLE REAR OUTER PANHARD MOUNTS

DESCRIPTION	RED P/N	BLACK P/N
Cockpit Adjustable Rear Outer Panhard Mount Assembly	BRP 4549	BRP 4549BK
Non Cockpit Adjustable Rear Outer Panhard Mount Assembly	BRP 4548	BRP 4548BK
Front aluminum plate with laser etched numbers	BRP 4540	BRP 4540BK
Rear aluminum plate	BRP 4541	BRP 4541BK
Upper threaded center spacer block	BRP 4542	BRP 4542BK
Lower Solid center spacer block	BRP 4543	BRP 4543BK
Rod End slider block	BRP 4544	BRP 4544BK
7/8" C threaded adjuster rod	BRP 4545	BRP 4545
90 degree Swivel gear drive (BRP 4549 only)	BRP 4546	BRP 4546
Cockpit adjuster shaft knob (BRP 4549 only)		BRP STE8
Cockpit adjuster shaft (BRP 4549 only)	BRP 4547	
3/8" detent ball	BRP 509009	
Bolt Kit for BRP 4548/4549	BRP 4549B	
3" X 1/2" Shoulder bolt for rod end slider block	BOL 083005C	
Taper head bolt for Panhard support	BOL 081253F	

BRP 4549B

- 2- 1/2" C X 1 1/4" Bolt
- 2- 1/2" C X 5 1/2" Bolt
- 4- 1/2" C Narrow Nylock
- 2- BRP 482
- 1- 1/2" F X 2 1/4" Bolt
- 1- 1/2" Lockwasher
- 1- 1/2" Nylock Nut
- 1- 1/2" C X 3 1/2" Bolt



Outer Panhard Support

DESCRIPTION	P/N
Outer Panhard support brace- supports panhard bracket to chassis	BRP 4552

REAR PANHARD BARS

Solid Panhard Bar



DESCRIPTION	RED P/N	BLACK P/N
Standard Rear Panhard Bar	BRP 1145	BRP 1145BK

SEE PAGE 12 FOR ADDITIONAL PANHARD BAR LENGTHS

Rubber Panhard Bar



DESCRIPTION	RED P/N	BLACK P/N
Rubber Rear Panhard Mount (complete with radius rod and rod end)	BRP 9120	BRP 9120BK

Rubber Panhard Bar Replacement Parts

DESCRIPTION	RED P/N	BLACK P/N
Complete Main Body (includes bearing, snap ring and bronze bushing)	BRP 9121	BRP 9121BK
Incomplete Main Body Bare (no bearing, no snap ring or bronze bushing)	BRP 9121i	BRP 9121iBK
Replacement Radius Rod	BRP 1065	BRP 1065BK
Aluminum Cup Washer	BRP 9124	BRP 9124BK
Steel Washer	BRP 9122	
Rubber Slider Bar	BRP 9123	
1" I.D. Steel Washer	BRP 9126	
1" I.D. Steel Cup Washer	BRP 9127	
Bronze Bushing	BRP 9128	
Replacement Snap Ring	BOL 1300-100	
Replacement Com Bearing	BRE COM8	


Also uses BRE 5081L rod end, BRP 786 and BRP 787 jam nuts

Did You Know...

The angle of the panhard bar has a large effect on the race car. Generally, the lower the outboard side is, the tighter the car will be. The higher the outboard side, the looser the car will be.

N.E. MODIFIED REAR SUSPENSION

RUBBER FLOOR TORQUE ARM SLIDERS AND HARDWARE




DESCRIPTION	P/N
Aluminum Torque Arm Slider For Rubber Floor Cars - 6 1/4" center to center	BRP 417
Steel Torque Arm Slider For Rubber Floor Cars - 6 1/4" center to center	BRP 417S
Replacement Inner Aluminum Sleeve with O-Rings (2 required)	BRP 417-2
Replacement Inner Sleeve End Cap - 4 required	BRP 417-3
Inner Aluminum Cup - PLAIN (sold in pairs with snap ring)	BRP 417-7
3/4" Steel Slider Rod (has 4 flats - 12 1/4" long) - 2 required	BRP 9115
3/4" Aluminum Lock Collar - 4 required	BRP 181-1A
Rubber Biscuit Assembly (complete with bolt, black rubbers, & rod end)	BRP 424
Rubber Biscuit Assembly (complete with bolt, blue rubbers, & rod end)	BRP 424BL
Rod End Only (2 1/4" from center of heim to end of threads)	BRP 425
Rubber Bushing Kit (comes with 2 washers, 2 black rubbers, and 1 sleeve)	BRP 427
Black Rubber Bushing Only (70 durometer) - 1 3/8" high	BRP 427-1
Blue Rubber Bushing Only (60 durometer) - 1 3/8" high	BRP 427-5
Red Rubber Bushing Only (50 durometer) - 1 3/8" high	BRP 427-2
Shortened Blue Rubber Bushing Only (60 Durometer) - 1 1/8" high	BRP 427-6
Steel Washer Only	BRP 427-3
Steel Inner Sleeve (2 1/2" long)	BRP 427-4
Replacement Inner Bolt (bolt goes through center of slider - 5/8" X 4")	BOL 104001F
5/8" Front Slider Shaft (includes BRP 181A locking collar)	BRP 419



NOTE: BRP 417 & BRP 417S can be used in either VERSION 2 and VERSION 3 rubber floors. They can also be used in standard floors with 6 1/4" slider rod spacing.

VER 2 RUBBER FLOOR COMPONENTS



DESCRIPTION	P/N
Complete Generation II Rubber Floor Assembly (comes with front and rear cross assemblies and rubber bushings)	MFG CHA185
Generation II Front Cross Brace (comes with rubber bushings)	MFG CHA185-1
Generation II Rear Cross Brace (comes with rubber bushings)	MFG CHA185-2
Replacement Rubber Bushing For Floor - 4 required (sold each)	BRP 2208G
Replacement Solid Bushings to Replace Rubber Bushings - 4 required	MFG CHA221
Replacement Generation II Cross Link - requires 2 heim ends	BRP 727
Replacement Left Hand Heim End - 1 required	BRE 1081L
Replacement Right Hand Heim End - 1 required	BRE 1081R
Replacement Jam Nut for BRP 727- 1 required	BRP 784
Left Side Foot Pad For Ver 2 Rubber Floor	BRB 2937L
Right Side Foot Pad For Ver 2 Rubber Floor	BRB 2937R

VER 3 RUBBER FLOOR COMPONENTS



DESCRIPTION	P/N
Ver 3 Rubber Floor Assembly	MFG CHA99HV3
Replacement Rubber Bushing For Floor (4 required)	BRP 2208G
Replacement Solid Bushing For Floor - 4 required (sold each)	MFG CHA221
Left Side Foot Pad For Ver 3 Rubber Floor	BRB 15-37L
Right Side Foot Pad For Ver 3 Rubber Floor	BRB 15-37R

N.E. MODIFIED REAR SUSPENSION

STANDARD FLOOR TORQUE ARM SLIDERS AND HARDWARE



DESCRIPTION	P/N
3/4" STD FLOOR Steel Slider Rod (has 1 flat - 11 7/8" long) - 2 Required	BRP 421
3/4" Aluminum Lock Collar - 2 required	BRP 181A
Rubber Biscuit Assembly (complete with bolt, black rubbers & rod end)	BRP 424
Rubber Biscuit Assembly (complete with bolt, blue rubbers, & rod end)	BRP 424BL
Rod End Only (2 1/4" from center of heim to end of threads)	BRP 425
Rubber Bushing Kit (comes with 2 washers, 2 black rubbers and 1 sleeve)	BRP 427
Black Rubber Bushing Only - 70 Durometer (sold each) 1 3/8" high	BRP 427-1
Blue Rubber Bushing Only - 60 Durometer (sold each) 1 3/8" high	BRP 427-5
Red Rubber Bushing Only - 50 Durometer (sold each) 1 3/8" high	BRP 427-2
Shortened Blue Rubber Bushing Only - 60 Durometer (sold each) 1 1/8" high	BRP 427-6
Shortened Blue Rubber Bushing Only - 60 Durometer (sold each) 3/4" high	BRP 427-7
Shortened Blue Rubber Bushing Only - 60 Durometer (sold each) 1/2" high	BRP 427-8
Steel Washers Only	BRP 427-3
Steel Inner Sleeve (2.50" long)	BRP 427-4
Stainless Steel Front Slider Shaft (includes BRP 181A locking collar)	BRP 419
Midrail Aluminum Slider Plate - 4 1/4" center to center	BRP 418
Replacement Center Bolt (5/8" F X 4" Bolt)	BOL 104001F8



Did You Know...
These parts will fit all 2000 to present standard NON rubber floor Bicknell Chassis.

TRIPLE BISCUIT PICKUP



NEW PRODUCT

DESCRIPTION	P/N
Complete Triple Biscuit Pickup Assembly	BRP 9425
Replacement Bottom Biscuit - Red (1 required)	BRP 427-2
Replacement Steel Washer (2 required)	BRP 427-3
Replacement Top Middle Biscuit (1 required)	BRP 427-7
Replacement Top Biscuit (1 required)	BRP 427-8
Replacement Aluminum Cup Washers (3 required)	BRP 9101
Replacement Inner Sleeve (3" Long 1 required)	BRP 9103
Replacement Rod End (1 required) 1 7/8" long	BRP 9104
Replacement Center Bolt (1 required) 5/8" F X 4 1/2" long	BOL 104501F8

TORSION STOPS



DESCRIPTION	P/N
Aluminum Straight Torsion Stop	BRP 261
Aluminum Curved Torsion Stop - Red Anodized	BRP 263
Aluminum Curved Torsion Stop - Black Anodized	BRP 263BK
Steel Straight Torsion Stop	BRP 260
Steel Curved Torsion Stop	BRP 262
Replacement Adjuster Bolt for BRP 261,263,260 & 262(7/16F X 2 1/2" Long)	BRP 259
Lightweight Sprint Car Torsion Stop	BRP 4508
Replacement Adjuster Bolt For BRP 4508 (7/16" F X 2" Long)	BRP 259-2

TORSION BEARINGS & BUSHINGS



DESCRIPTION	P/N
Nylon 1 1/8" I.D. for 1 1/2" X .120 wall (1.260" bore)	BRP 264
Brass 1 1/8" I.D. for 1 1/2" X .120 wall (1.260" bore)	BRP 264B
Nylon 1 1/8" I.D. for 1 1/2" X .095" wall (1.310" bore)	BRP 265
Nylon 1" I.D. for 1 3/8" X .095 wall (1.185" bore)	BRP 278
Torsion Roller Bearing 1 1/8" I.D.	BRP 1533
Torsion Bearing Snap Ring	BRP 1534
Torsion Bearing Spacer	BRP 1535
Spherical Non-Binding Torsion Bearing	BRP 9297
Rubber Torsion Bearing Boot Protector	BRP 9327

NEW PRODUCT

N.E. MODIFIED REAR SUSPENSION

TORSION BARS AND TORSION RACKS

Did You Know...

The first cars to utilize a torsion bar suspension were designed by a Czechoslovakian Professor by the name of Hans Ledwinka in the Mid 1930's.

NEW PRODUCT



BRP ENERGY TORSION BARS



BRP 269B-8

SIZE	29" BRP ENERGY BARS	29" SCHROEDER	29" WINTERS	30" SCHROEDER
0.875"		SHR 29SD875	WIN 6362-875	
0.900"	BRP 29-900	SHR 29SD900	WIN 6362-900	
0.925"	BRP 29-925	SHR 29SD925	WIN 6362-925	
0.950"	BRP 29-950	SHR 29SD950	WIN 6362-950	
0.975"	BRP 29-975	SHR 29SD975	WIN 6362-975	
1.000"	BRP 29-1000	SHR 29SD1000	WIN 6362-1000	SHR 30GD1000
1.025"			WIN 6362-1025	SHR 30GD1025
1.050"			WIN 6362-1050	SHR 30GD1050

Torsion Racks

DESCRIPTION	P/N
Standard Torsion Rack - 40 1/8" Wide With 2" Spread Between Tube Centers	BRP 269B-6
Split 2 Bearing Rack - 40 1/8" Wide With 3" Spread Between Tube Centers	BRP 269B-7
Split 4 Bearing Rack - 40 1/8" Wide With 3" Spread Between Tube Centers	BRP 269B-8

NEW PRODUCT



BRP 9242

TORSION BAR CHECKER

DESCRIPTION	P/N
Torsion Bar Checker Tool	BRP 9242

NOTE- Does not include scale pad

TORSION ARMS



BRP 231-24

BRP 4400-1

BRP 4400-2

BRP 4402

BRP 9141

BRP 9078

BRP 4403

BRP 9360
No Roller Plate Needed

DESCRIPTION	RED P/N	BLACK P/N
1" X 2" Blank Arm 24" Long (Plain Aluminum Only)	BRP 231-24	
Left Rear Roller Torsion Arm - 20" Long	BRP 4400	BRP 4400BK
Right Rear Roller Torsion Arm - 19" Long	BRP 4402	BRP 4402BK
Right Rear Roller Torsion Arm - 19" Long with 1" Offset	BRP 4400-1	
Right Rear Roller Torsion Arm - 19" Long with 2" Offset	BRP 4400-2	
Severe Duty Left Side Torsion Arm with Convex Plate	BRP 9141	BRP 9141BK
Severe Duty Right Side Torsion Arm with Convex Plate	BRP 9142	BRP 9142BK
Left Rear Roller Torsion Arm - 20" Long with 1" Offset	BRP 4400-1R	
Left Rear Roller Torsion Arm - 20" Long with 2" Offset	BRP 4400-2R	

Replacement Torsion Arm Parts

DESCRIPTION	P/N
Replacement Convex Roller Plate (includes tapered bolts)	BRP 9078
Replacement Tapered Bolts for Roller Plate	BOL 040753C
Safety Bolt (Keeps torsion arm in place in case of radius rod breakage)	BRP 4403

Ultra Heavy Duty Torsion Arms


DESCRIPTION	P/N
Ultra HD Left Rear Torsion Arm - Machined from special aircraft material	BRP 9360
Ultra HD Right Rear Torsion Arm - Machined from special aircraft material	BRP 9361

N.E. MODIFIED REAR SUSPENSION

ADJUSTABLE TORQUE ARM KITS

Complete Adjustable Kits

Did You Know...
These torque arm kits come with all the hardware and safety loops- rear end through bolts are also required.



BRP 9018




DESCRIPTION	P/N
Adjustable Torque Arm Kit for 10" Rear Ends (fits Winters, DMI, Tiger)	BRP 9018
Adjustable Torque Arm Kit for V8 Rear Ends	BRP 9019
Adjustable Torque Arm Kit for Non-Quick Change Rear Ends	BRP 9090

Replacement Parts

DESCRIPTION	P/N
Rear Common Plate for Standard 10" Rear Ends (used in BRP 9018)	BRP 9006
Rear Common Plate for V8 Rear Ends (used in BRP 9019)	BRP 9015
Rear Common Plate for Non Quick Change Rear End (used in BRP 9090)	BRP 9085
Right Front Adjuster Plate (used on BRP 9018 / 9019 / 9090)	BRP 9007
Left Front Adjuster Plate (used on BRP 9018 / 9019 / 9090)	BRP 9008
Front Driveshaft Loop for (BRP 9018 / BRP 9019 ONLY) <i>see below for others</i>	BRP 9009
Rear Driveshaft Loop (BRP 9018 / BRP 9019 ONLY) <i>see below for others</i>	BRP 9010
Tie Rod adjuster Link - 3/4" aluminum hex with 1/2" F tapped ends	BRP 9011
Special machined 1/2" Shoulder Bolt (2 per side top and bottom)	BRP 9012
Rear Tie Rod Spacer (short spacer) 1 required per side (red aluminum)	BRP 9013
Front Tie Rod Spacer (long spacer) 1 required per side (red aluminum)	BRP 9014
5/8" Front Cross Shaft	BRP 9017
Cross Shaft Lock Collars - 1 required per side	BRP 181-1A
Cross Shaft Locating Collars (locates shaft in counterbore) - 1 required per side	BRP 765
1/2" F Male Left Hand Rod End for Tie Rod	BRE 1081L
1/2" F Male Right Hand Rod End for Tie Rod	BRP 1081R
Rear Common Plate for V-8 Rear Ends	BRP 9015
Replacement Front Spacer Bolt - 1/2" X 7" long hex bolt	BOL 087001C
Replacement Rear Spacer Bolt - 1/2" X 6 1/2" long hex bolt	BOL 086501C

TORQUE ARM PLATES

Did You Know...
BRP 432 are the most common torque arms. They have a -3 degree pinion angle. Use BRP 426 for 0 degree torque arms.



APPLICATION	DESCRIPTION	LENGTH	# OF FRONT HOLES	PINION ANGLE	P/N
Mid Rail	Standard Quick Change Rear	26 1/2" - 32 1/2"	5 Holes	0°	BRP 426
Downtube	Standard Quick Change Rear	26 1/2" - 28"	2 Holes	0°	BRP 428
Mid Rail	Non Quick Change Rear	26 1/2" - 32 1/2"	5 Holes	0°	BRP 430
Mid Rail	Standard Quick Change Rear	28" - 32 1/2"	4 Holes	-3°	BRP 432
Mid Rail	Engine Back Quick Change Rear	28" - 31"	3 Holes	-3°	BRP 9295
Mid Rail	V-8 Quick Change Rear	26 1/2" - 32"	5 Holes	0°	BRP 433
Mid Rail	V-8 Quick Change Rear	26 1/2" - 32"	5 Holes	-3°	BRP 439

Did You Know...
BRP 430 torque arms are used for non-quick change rear ends only. They have a 0 degree pinion angle.

Torque Arm Bolt Kits

DESCRIPTION	P/N
Torque Arm Bolt Kit for BRP 1624 Aluminum Panhard Mount	BRP 442
Torque Arm Bolt Kit for BRP 1626 Steel Panhard Mount	BRP 443
Torque Arm Support Spacer (Use Bolt # BOL 087001C) USED FOR BRP 1624 Aluminum Mount Only (not required for steel BRP 1626)	BRP 694

BRP 442 and BRP 443 include all bolts, nuts and studs to mount torque to rear end.
SEE PAGE 32 for bolt listing.

DRIVESHAFT SAFETY HOOPS



DESCRIPTION	P/N
Front Hoop for BRP 426, 432, 433, & 439 Torque Arms (White)	BRP 1646
Rear Hoop for BRP 426, 432, 433, & 439 Torque Arms (White)	BRP 1647
Front Hoop for BRP 430 Torque Arms (Red)	BRP 1648
Rear Hoop for BRP 430 Torque Arms (Red)	BRP 1649
Front Hoop for BRP 9018 Adjustable Torque Arms (Yellow)	BRP 9009
Rear Hoop for BRP 9018 Adjustable Torque Arms (Yellow)	BRP 9010
Front Hoop for BRP 9090 Non Quick Change Adjustable Torque Arms (Blue)	BRP 9088
Rear Hoop for BRP 9090 Non Quick Change Adjustable Torque Arms (Blue)	BRP 9089
Replacement Bolt for BRP 1646 or BRP 9009(2 required) 5/8" X 1/2 shoulder	BOL 100505C
Replacement Bolt for BRP 1647 or BRP 9010(2 required) 3/8" X 1/2 shoulder	BOL 060505C

REAR ENDS & ACCESSORIES



WINTERS QUICK CHANGE REAR ENDS

Bare Center Rear Ends

DESCRIPTION	RING & PINION	SPOOL	P/N
Winters 10" Quick Change - no tubes	10" standard 4.86 ratio	Standard Aluminum	WIN K5270S
Winters 8" Ultra Lightweight Quick Change - no tubes	8" standard 4.12 ratio	Ultra Light Aluminum	WIN K5280-LW

Winters 10" Quick Change - No Tubes



WIN K5270S comes with the following options:

- 4.86 RATIO**
 8133 - Sprint Center
 8155P - HD 8 Rib Bells
 8168 - HD Gear Cover
 8115P - Aluminum Spool
 8104 - Pinion Posi-Lock Assembly
 8143 - Pinion Nose Support

10" Rear ends with no tubes are available with the following options:

DESCRIPTION	P/N
REM ring and pinion	WIN 8202-RP
Black thermal dissipant coating	WIN 8208
10" EDM ring gear	WIN 8208-486

Winters 8" Ultra Light Quick Change - No Tubes



WIN K5280-LW comes with the following options:

- 4.12 RATIO**
 8111-8S - 4.12 R/P shortened
 8133-8S - Short Sprint Center
 8104 - Posi Lock Assembly
 8115 - Aluminum Spool
 8155P - HD 8 Rib Bells
 9139 - Pinion Nose Support

8" Rear ends with no tubes are available with the following options:

DESCRIPTION	P/N
REM ring and pinion	WIN 8202-RP
Black thermal dissipant coating	WIN 8208
8" EDM ring gear	WIN 8208V8

Replacement Winters Quick Change Parts

DESCRIPTION	P/N
Bare Center Section	WIN K5840
8 Rib Magnesium Right Bell	WIN K5016-03
8 Rib Magnesium Left Bell	WIN K5016-02
6 Rib Magnesium Right Bell	WIN K1663-01B
6 Rib Magnesium Left Bell	WIN K1663-02
Ultra Light Aluminum Spool	WIN 5034-11UL
Standard Weight Aluminum Spool	WIN 5034-11A
10" - 4.12 Ring & Pinion	WIN 5715
10" - 4.86 Ring & Pinion	WIN 5401
Threaded Ring Gear Bolts	WIN 7868
Non Threaded Ring Gear Bolts	WIN 7165
Shim Kit for Aluminum Spool	WIN 5295
Spool Seals	WIN 7205
8 Rib Bell O-Ring	WIN 7403
Ring Gear Adjustment Screw Kit - 8 Rib Bell	WIN 5157
Pinion Retaining Ring	WIN 5020
Pinion Jam Nut - Non Posi - Lock	WIN 5032R
Retaining Washer - Drive Yoke	WIN 5037

DESCRIPTION	P/N
Posi-Lock Nut	WIN 6498R
8 Rib Adjuster Bolt	WIN 5157
6 Rib Adjuster Bolt	WIN 6238
Front Seal Plate	WIN K5018
.375" Thick Replacement Front Seal	WIN 7204
.750" Thick Replacement Front Seal	WIN 7204T
Front Yoke (1 1/4" - 10 spline)	WIN 3533
Aluminum Front Yoke (1 1/4" - 10 spline)	WIN 5038AS
Rear Cover	WIN K6508
HD Rear Cover Gasket	WIN 6729HD
Rear Cover Bearing for WIN K6508	WIN 7332
Rear Lower Bearing	WIN 7339
Front Bearing	WIN 7390
Aluminum Spool Bearing	WIN 7340
Bell Race	WIN 7310
Heat Treated Lower Shaft	WIN 5003
Aluminum Rear Cover Nuts	WIN 7794A
Rear Cover Studs	WIN 7802



WIN K6508



WIN 7794A

WIN 7802

WIN 7398



WIN 5401



WIN K5034-11UL



WIN K5016-02



WIN K5840

REAR ENDS & ACCESSORIES

DMI CT-1 QUICK CHANGE REAR ENDS

Did You Know...
DMI Rears can have any BRP tubes installed in them- just ask your salesman for more details!



DESCRIPTION	LEFT TUBE LENGTH	RIGHT TUBE LENGTH	RATIO	
DMI Quick Change Rear- NO TUBES	---	---	4.86	DMI CT1-486
DMI Quick Change Rear- NO TUBES	---	---	4.12	DMI CT1-412
DMI Lightweight Low Drag Rear with Thermal Coating	---	---	4.12	DMI CT1-412LW
DMI Low Drag Quick Change Rear- NO TUBES	---	---	4.86	DMI CT1-486LD
DMI Lightweight Low Drag Rear with Thermal Coating	---	---	4.86	DMI CT1-486LW

All DMI CT-1 Rear Ends Come with the following Options:
 -Breather Assembly
 -Correct through bolts for Modified Applications
 -Magenetic Drain Plug
 -AN 8 port for filler can
 -Heat treated lower shaft
 -O ring gear cover
 -8 Rib Bells

Low Drag DMI CT-1 Rear Ends have all the previous Options, and also include the following options:
 - Severe Duty Bearings
 - Low Drag Teflon Lip Seals

Lightweight DMI CT-1 Rear Ends have all the previous Options, and also include the following options:
 - EDM Ring Gear -Black Thermal Coating
 -REM Polished Ring and Pinion

Replacement DMI Quick Change Parts



DESCRIPTION	P/N
Bare Magnesium Center Section	DMI RRC-1000
8 Rib Magnesium Right Bell	DMI RRC-1108
8 Rib Magnesium Right Bell - Black Coated	DMI RRC-1108-01
8 Rib Magnesium Left Bell	DMI RRC-1107
8 Rib Magnesium Left Bell - Black Coated	DMI RRC-1107-01
4.86 Ring & Pinion	DMI RRC-1305
Low Drag 4.86 Ring & Pinion	DMI RRC-1305-02-05
Spool Seal	DMI RRC-1104
Bell O-Ring Seal	DMI RRC-1105
Aluminum Spool	DMI RRC-1270
Ultra Light Aluminum Spool	DMI RRC-1271
Front Yoke Seal	DMI RRC-1002
Lower Shaft Bearing (front and rear same)	DMI RRC-1411
Rear Cover O Ring Seal	DMI RRC-1345
Rear Cover Stud (6 required)	DMI RRC-1355
Rear Cover Nut (6 required)	DMI RRC-1361
Ring Gear Bolts (package of 12)	DMI RRC-1301
Ring Gear Washer (package of 12)	DMI RRC-1302
Front Seal Plate	DMI RRC-1001
Front Yoke	DMI RRC-1479
Steel Lower Shaft	DMI RRC-1427
Aluminum Spool Bearing	DMI RRC-1171
Replacement Complete Rear Cover With Bearings Installed	DMI RRC-1386
Replacement Rear Cover Bearing	DMI RRC-1350
Replacement Rear Cover Bearing Retainers	DMI RRC-1390
Replacement Rear Cover Bearing Retainer Bolts	DMI RRC-1391
Replacement Breather Assembly	DMI RRC-1034



REAR END BRIDGE COMPONENTS




BRP 9036 BRP 9036BK



BRP 9406



BRP 9039 BRP 9039BK



BRP 9041



BRP 9059

BRP 9059BK

Rear End Bridge Mounts

DESCRIPTION	P/N
Outer 2 Piece Rear Tube Clamp For 8 Bolt Rear End Tubes (2 required)	BRP 9036
Outer 1 Piece Rear Birdcage Clamp for Adjustable Quad Lock Rear End Birdcages (2 required)	BRP 9406
Outer 1 Piece Rear Birdcage Clamp for Non Adjustable Quad Lock Rear End Birdcages (2 required)	BRP 9037
Outer 1 Piece Rear Tube Clamp for 3" Large Bearing Rear End Tubes (2 required)	BRP 9039
Rear End Bridge Mount For Rear of Quick Change Rear End	BRP 9040
Rear End Bridge Mount For Front of Quick Change Rear End	BRP 9041
Rear End Bridge Mount For Top of Quick Change Rear End (1 required)	BRP 9059
10 1/2" Radius Rod For Left Rear Top Bridge Mount (fits 8 bolt, large bearing and quad lock tubes)	BRP 78105
18" Radius Rod for Right Rear Top Bridge Mount (fits 8 bolt, large bearing and quad lock tubes)	BRP 78180
1/2" F Left Hand Aluminum Rod End For Bridge Radius Rods (2 required)	BRE 6081L
1/2" F Right Hand Aluminum Rod End For Bridge Radius Rods (2 required)	BRE 6081R
Left Hand Jam Nut For Bridge (2 required)	BRP 784
Right Hand Jam Nut For Bridge (2 required)	BRP 785



REAR END LASER ALIGNMENT KITS



BRP 9311

DESCRIPTION	P/N
Laser Rear End Checking Tool - Complete kit to check 3" tubes and quad lock rear ends (includes laser pointer)	BRP 9311
Laser String Tool - Pops onto Right Side Frame Rail to Allow Squaring Of Rear End (includes laser pointer)	BRP 9314
Replacement Laser Pointer For BRP 9311 / BRP 9314	BRP 9315

REAR END MEASUREMENT TOOL

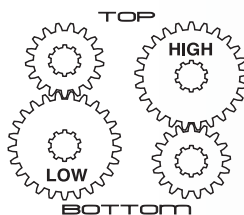


BRP 9338

DESCRIPTION	P/N
Rear End Measurement Tool	BRP 9338

REAR ENDS & ACCESSORIES

QUICK CHANGE GEARS



Did You Know...

To determine Gear RPM change:
 $RPM \div \text{Gear Ratio} \times \text{New Ratio} = \text{New RPM}$
 EXAMPLE - $8000\text{rpm} \div 6.58 \times 6.35 = 7720\text{rpm}$

10 Spline Quick Change Gears (1 3/8")

4.11 RATIO		4.86 RATIO		WINTERS P/N HEAVY DUTY	COLEMAN P/N LIGHTWEIGHT
PINION- 9 TEETH RING GEAR- 37 TEETH		PINION- 7 TEETH RING GEAR- 34 TEETH			
LOW	HIGH	LOW	HIGH		
4.12	4.12	4.86	4.86	WIN 8501	COL 207-1
3.97	4.27	4.69	5.04	WIN 8502	COL 207-2
3.96	4.29	4.67	5.06	WIN 8505	COL 207-5
3.93	4.32	4.64	5.09	WIN 8515A	
3.91	4.34	4.62	5.11	WIN 8515	COL 207-15
3.84	4.43	4.53	5.22	WIN 8526	COL 207-26
3.79	4.48	4.47	5.28	WIN 8506	COL 207-6
3.75	4.53	4.42	5.34	WIN 8525	COL 207-25
3.69	4.60	4.36	5.42	WIN 8512	COL 207-12
3.65	4.66	4.30	5.49	WIN 8507	COL 207-7
3.61	4.71	4.25	5.55	WIN 8507A	COL 207-7C
3.57	4.75	4.21	5.60	WIN 8517	COL 207-17
3.53	4.81	4.17	5.67	WIN 8517A	
3.51	4.84	4.14	5.70	WIN 8508A	COL 207-8C
3.49	4.87	4.11	5.74	WIN 8508	COL 207-8
3.46	4.91	4.08	5.78	WIN 8519	COL 207-19
3.43	4.94	4.05	5.83	WIN 8509A	COL 207-9C
3.40	4.99	4.02	5.88	WIN 8509	COL 207-9
3.36	5.06	3.96	5.96	WIN 8511	COL 207-11
3.32	5.11	3.92	6.02	WIN 8503	COL 207-3
3.30	5.15	3.89	6.07	WIN 8513	COL 207-13
3.27	5.20	3.85	6.12	WIN 8518	COL 207-18
3.24	5.24	3.82	6.18	WIN 8518A	COL 207-18C
3.22	5.26	3.80	6.21	WIN 8504A	COL 207-4C
3.20	5.30	3.78	6.25	WIN 8520A	COL 207-20C
3.19	5.32	3.76	6.27	WIN 8504	COL 207-4
3.17	5.36	3.74	6.31	WIN 8520	COL 207-20
3.13	5.42	3.69	6.39	WIN 8522	COL 207-22
3.09	5.49	3.65	6.48	WIN 8516	COL 207-16
3.05	5.57	3.59	6.57	WIN 8510	COL 207-10
3.02	5.62	3.56	6.62	WIN 8510A	COL 207-10C
3.00	5.67	3.54	6.68	WIN 8534A	
2.97	5.69	3.52	6.71	WIN 8534	COL 207-34
2.96	5.73	3.49	6.76	WIN 8514	COL 207-14
2.94	5.77	3.47	6.80	WIN 8514A	COL 207-14C
2.92	5.82	3.44	6.86	WIN 8535	COL 207-35
2.90	5.86	3.42	6.90	WIN 8532	COL 207-32
2.87	5.91	3.39	6.97	WIN 8532A	COL 207-32C
2.84	5.97	3.35	7.04	WIN 8524	COL 207-24
2.80	6.06	3.31	7.14	WIN 8536	COL 207-36
2.79	6.08	3.29	7.17	WIN 8537	COL 207-37
2.75	6.18	3.24	7.29	WIN 8523	COL 207-23
2.70	6.29	3.18	7.41	WIN 8521	COL 207-21
2.69	6.32	3.17	7.45	WIN 8521A	COL 207-21C
2.67	6.37	3.15	7.51	WIN 8527	COL 207-27
2.64	6.44	3.11	7.59	WIN 8543	COL 207-43
2.61	6.51	3.08	7.67	WIN 8528	COL 207-28
2.59	6.54	3.06	7.71	WIN 8528A	COL 207-28A
2.58	6.59	3.04	7.77	WIN 8529	COL 207-29
2.56	6.64	3.02	7.83	WIN 8539	
2.54	6.70	2.99	7.89	WIN 8530	
2.53	6.72	2.98	7.93	WIN 8540	
2.50	6.81	2.95	8.00	WIN 8541	
2.47	6.87	2.92	8.10	WIN 8531	
2.44	6.95	2.88	8.20	WIN 8533A	
2.42	7.00	2.86	8.26	WIN 8533	
2.40	7.06	2.84	8.33	WIN 8531A	
2.38	7.14	2.80	8.42	WIN 8530A	

6 Spline Midget Gears (1")

4.88 RATIO		5.13 RATIO		WINTERS P/N
PINION- 8 TEETH RING GEAR- 39 TEETH		PINION- 8 TEETH RING GEAR- 41 TEETH		
LOW	HIGH	LOW	HIGH	
4.88	4.88	5.13	5.13	WIN 4401
4.68	5.09	4.92	5.35	WIN 4402
4.49	5.30	4.72	5.58	WIN 4403
4.37	5.45	4.59	5.73	WIN 4403B
4.29	5.55	4.51	5.83	WIN 4403A
4.13	5.77	4.34	6.06	WIN 4404
3.94	6.04	4.14	6.35	WIN 4405
3.86	6.16	4.06	6.48	WIN 4405A
3.80	6.27	3.99	6.60	WIN 4406
3.74	6.37	3.93	6.69	WIN 4424
3.66	6.51	3.85	6.84	WIN 4425
3.61	6.59	3.80	6.93	WIN 4407
3.55	6.71	3.73	7.05	WIN 4423
3.49	6.83	3.66	7.18	WIN 4408
3.43	6.93	3.61	7.29	WIN 4422
3.39	7.02	3.57	7.37	WIN 4409
3.33	7.16	3.50	7.52	WIN 4410
3.25	7.32	3.42	7.70	WIN 4411
3.20	7.45	3.36	7.83	WIN 4412
3.18	7.48	3.35	7.87	WIN 4413
3.11	7.67	3.26	8.06	WIN 4414
3.05	7.81	3.21	8.21	WIN 4415
3.00	7.93	3.16	8.34	WIN 4416
2.93	8.13	3.08	8.55	WIN 4417
2.88	8.26	3.03	8.68	WIN 4418
2.79	8.54	2.93	8.98	WIN 4418A
2.73	8.71	2.87	9.16	WIN 4419
2.71	8.78	2.85	9.23	WIN 4420
2.64	9.01	2.78	9.47	WIN 4427
2.59	9.19	2.73	9.66	WIN 4421
2.58	9.25	2.71	9.72	WIN 4428
2.55	9.35	2.68	9.83	WIN 4429
2.52	9.43	2.65	9.92	WIN 4426
2.44	9.76	2.57	10.26	WIN 4430
2.38	10.00	2.50	10.52	WIN 4431
2.32	10.27	2.44	10.80	WIN 4432

Quick Change Accessories



DESCRIPTION	P/N
Aluminum Gear Drain Pan	BRP 5110
Plastic Gear Tote Box	ALL 14350
Aluminum Rear End Filler (AN 10 Outlet)	BRP 9152

REAR ENDS & ACCESSORIES

BICKNELL QUAD LOCK TUBES



Black Anodized



Did You Know...

Quad Lock tubes have .281" wall thickness, and are anodized black. They use quad-lock birdcages.

Black Anodized



BRP 4050-60



BRP 4050-01

WIN 7289V

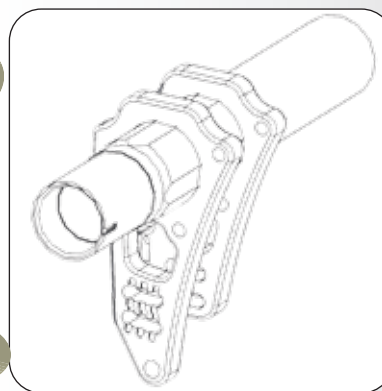
BRP 9398

Did You Know...

Quad Lock Tubes have 4 flats that locate the birdcages. The flats keep the birdcages from spinning on the tube, giving it more strength than conventional keyed set-ups. No more drilling required- just bolt 'em on and go racing!

Did You Know...

Always make sure the quad-lock birdcage bolts are tight- especially after the first race!



Quad Lock Tubes - No Steel Ring

DESCRIPTION	TUBE LENGTH	AXLE LENGTH	P/N
LR Standard Quad Lock Tube	20 1/16"	25 5/8"	BRP 4000-05
LR 2" Longer Quad Lock Tube	22 1/16"	27 3/4"	BRP 4000-10
LR 4" Longer Quad Lock Tube	24 1/16"	29 3/4"	BRP 4000-30
RR Standard Quad Lock Tube	28 1/16"	33 3/8"	BRP 4000-60

NOTE: 4000 series tubes use the following seals:

BRP 6225 - STD seal for grease BRP 6232 - Low Drag seal for grease only
WIN 7284V - STD seal for oil filled hubs

Quad Lock Tubes with Steel Seal Ring

DESCRIPTION	TUBE LENGTH	AXLE LENGTH	P/N
LR Standard Quad Lock Tube	20 1/16"	25 5/8"	BRP 4050-05
LR 2" Longer Quad Lock Tube	22 1/16"	27 3/4"	BRP 4050-10
RR Standard Quad Lock Tube	28 1/16"	33 3/8"	BRP 4050-60
Quadlock Pavement - Std Flats	30 1/16"	35 1/8"	BRP 4050-80
Quadlock Pavement - 2" Longer Flats	30 1/16"	35 1/8"	BRP 4050-81

NOTE: 4050 series tubes use the following seals:

WIN 7289V - STD seal for oil or grease filled hubs

Accessories

DESCRIPTION	P/N
Locking spindle nut assembly	BRP 6230
Steel ring seal for 4050 series tubes	BRP 4050-01
Replacement O-Ring for BRP 4050-01	NIA 150
Inner hub seal for 4050 series tubes	WIN 7289V
STD Inner hub seal for 4000 series tubes	BRP 6225
Inner Low Drag hub seal for 4000 series tubes	BRP 6232
Inner Hub Seal for Oil Filled Hubs	WIN 7284V
2 1/2" Outer Tube Seal for Oil Filled Hubs	BRP 9398

Did You Know...

BRP tubes have a thicker wall for added strength!



BRP 3800-60

LARGE BEARING REAR END TUBES

.281" Wall Heavy Duty Aluminum Tubes

DESCRIPTION	TUBE LENGTH	AXLE LENGTH	PLAIN P/N	BLACK P/N
std LR tube	20 1/16"	25 5/8"	BRP 3800-05	BRP 3800-05BK
1" longer LR tube	21 11/16"	27"	BRP 3800-09	
2" longer LR tube	22 1/16"	27 3/4"	BRP 3800-10	
std RR tube	28 1/16"	33 3/8"	BRP 3800-60	BRP 3800-60BK
1" longer RR tube	29 1/16"	34 1/8"	BRP 3800-70	
2" longer RR tube	30 1/16"	35 1/8"	BRP 3800-72	

1/4" Wall Steel Tube

DESCRIPTION	TUBE LENGTH	AXLE LENGTH	P/N
Steel Tube- Cut to Desired Length	28 1/16"	33 3/8"	BRP 3900-60

8 BOLT REAR END TUBES

Aluminum 8 Bolt Rear End Tubes



BRP 3576

DESCRIPTION	TUBE LENGTH	AXLE LENGTH	PLAIN P/N	BLACK P/N
LR Standard Tube	15"	28"	BRP 3520	BRP 3520BK
LR Coil Over Tube	16 1/2"	29 3/4"	BRP 3530	BRP 3530BK
RR Standard Tube	22 5/8"	36 1/8"	BRP 3576	BRP 3576BK
RR Coil Over Tube	24 3/4"	38 1/4"	BRP 3580	
Unanodized Tube	25 1/4"	39"	BRP 3581	

Steel 8 Bolt Rear End Tubes

DESCRIPTION	TUBE LENGTH	AXLE LENGTH	P/N
LR Standard Steel Tube	15"	28"	WIN 6577-15
RR Standard Steel Tube	23"	36 1/8"	WIN 6577-23


8 BOLT STEEL SPINDLES



BRP 486HT

DESCRIPTION	P/N
8 Bolt Steel Spindle	BRP 486
Heat Treated 8 Bolt Steel Spindle	BRP 486HT
Course Thread Spindle Bolts (BRP Aluminum and Steel Tubes)	BRP 472C
Fine Thread Spindle Bolts (Winters Steel Tubes)	BRP 472
Aluminum Locking Spindle Nut Assembly	BRP 320

ONE PIECE WIDE 5 TUBES



BRP 3880

BRP 3781

Did You Know...
Aluminum Tubes are machined from special aircraft quality material and have a 1/4" wall thickness with radiused corners. They can also be cut to any length!

DESCRIPTION	TUBE LENGTH	AXLE LENGTH	P/N
Steel Wide 5 Tube	28 1/2"	34 1/8"	BRP 3870
Steel Wide 5 Tube	30 1/2"	36 1/8"	BRP 3876
Steel Wide 5 Tube	32 1/8"	38 1/4"	BRP 3880
Aluminum Wide 5 Tube	32 1/2"	39"	BRP 3781

DESCRIPTION	P/N
Aluminum Locking Spindle Nut Assbly	BRP 320

G.N. 5 X 5 TUBE



3" O.D. X .188 Wall Chrome Moly Steel Tube

DESCRIPTION	P/N
Right Hand Thread Steel Tube 29 1/8" Long	BRP 3280
Left Hand Thread Steel Tube 29 1/8" Long	BRP 3280L
Right Hand Lock Nut	BRP 804-5
Left Hand Lock Nut	BRP 804-6
Locking Tab Washer	BRP 804-4

WELD ON SPINDLE SNOOTS



BRP 801-1



BRP 800-1



BRP 799-1



BRP 791




BRP 796

DESCRIPTION	P/N
Rear 5 X 5 Spindle Snout for .188" wall Tube (right hand thread)	BRP 801-1
Rear 5 X 5 Spindle Snout for .188" wall Tube (left hand thread)	BRP 802-1
Wide 5 Rear Spindle Snout for .188" wall Tube	BRP 800-1
Mini 3/4 Ton Snout for .188" Wall Tube	BRP 799-1
5 X 5 Snout (Howe Style Hub) for .188" Wall Tube	BRP 791
Wide 5 Late Model Front Spindle	BRP 796

REAR ENDS & ACCESSORIES

DOUBLE SPLINED REAR AXLES



Did You Know...

Quad Lock & Large Bearing Axles:
Left Rear- 25 5/8"; Right Rear- 33 3/8"
8 Bolt Axles:
Left Rear- 28"; Right Rear- 36 1/8"

Solid Wide 5

-31 x 24 Spline

AXLE LENGTH	P/N	AXLE WEIGHT
25 5/8"	BRP 3205	8.80#
27"	BRP 3009	9.65#
28"	BRP 3020	10.16#
29"	BRP 3025	10.40#
29 3/4"	BRP 3030	10.74#
30 1/2"	BRP 3038	10.98#
32"	BRP 3045	11.58#
32 5/8"	BRP 3050	11.74#
33 3/8"	BRP 3260	11.20#
34 1/8"	BRP 3070	12.28#
35 1/8"	BRP 3072	12.66#
36 1/8"	BRP 3076	13.04#
37"	BRP 3078	13.32#
38 1/4"	BRP 3080	13.00#

Gun Drilled Wide 5

-31 x 24 Spline

AXLE LENGTH	P/N	AXLE WEIGHT
25 5/8"	BRP 3205G	6.60#
26 1/8"	BRP 3108	7.30#
28"	BRP 3120	7.74#
29 3/4"	BRP 3130	8.22#
31"	BRP 3140	8.54#
32"	BRP 3145	8.82#
33 3/8"	BRP 3260G	8.80#
34 1/8"	BRP 3170	9.46#
35 1/8"	BRP 3172	9.68#
36 1/8"	BRP 3176	9.96#
37"	BRP 3178	10.15#
38 1/4"	BRP 3180	10.00#

Ultra Light Gun Drilled Wide 5

-31 x 24 Spline

AXLE LENGTH	P/N	AXLE WEIGHT
16"	BRP 3100L	4.00#
25 5/8"	BRP 3105L	5.60#
27"	BRP 3109L	6.60#
28"	BRP 3120L	6.74#
29 3/4"	BRP 3130L	7.04#
30 1/2"	BRP 3138L	7.22#
31"	BRP 3140L	7.48#
32"	BRP 3145L	7.55#
34 1/8"	BRP 3170L	8.06#

DWARF / MOD LITE AXLES



MFG PCH54 shown

23 Spline Toyota Taper (Bert Hub)

AXLE LENGTH	P/N
17 1/8"	BRP 8051
28 3/8"	BRP 8053

31 X 24 Spline

AXLE LENGTH	P/N
16"	BRP 3100L
29 3/4"	BRP 3130L

31 X 17 Spline

AXLE LENGTH	P/N
16"	MFG PCH54
29 1/4"	MFG PCH55

Toyota X 17 Spline

AXLE LENGTH	P/N
16 3/4"	MFG PCH61
28 1/2"	MFG PCH62

REAR ENDS & ACCESSORIES

FORD 9" REAR ENDS

Did You Know...

Ford 9" Rear Ends have 4 spindle options:
Wide 5, Mini 3/4 Ton, Grand National
and Howe Style.



SPECIFY TUBE LENGTH AND OFFSET WHEN ORDERING

All BRP Ford 9" rear end housings are jig welded and feature the following options standard:

- Winters 9" Housing
- 3/16" Lightweight Chrome Moly Tubes
- 1/2" NPT Female Drain with Plug
- 1/2" NPT Female Vent
- Any Offset Available
- Any Length Tube
- Choice of 4 spindle options.



WIN 2465 Bare Housing

DESCRIPTION	P/N
Ford 9" Housing with tubes and mini 3/4 Ton Spindles (typical weight approx. 46 pounds) SPECIFY TUBE LENGTH AND OFFSET	BRP 102
Ford 9" Housing with tubes and Wide 5 Spindles (typical weight approx. 46 pounds) SPECIFY TUBE LENGTH AND OFFSET	BRP 102-5
Ford 9" Housing with tubes and Grand National Spindles (typical weight approx. 46 pounds) SPECIFY TUBE LENGTH AND OFFSET	BRP 102-GN
3"O.D. X 24 1/2" Long Steel Tube with Mini 3/4 Ton Spindle	BRP 103
Bare 9" Ford Housing	WIN 2465
Replacement Pot Studs (sold each)	BRP 112

MINI 3/4 TON FLOATER ASSEMBLY

Did You Know...

Our Most Popular Rear End is Approved
for NASCAR Canada Competition.



DESCRIPTION	P/N
Complete Rear End Assembly (Includes all parts listed below) SPECIFY TUBE LENGTH AND OFFSET	BRP 100
Housing with Tubes and Mini 3/4 Ton Spindles SPECIFY TUBE LENGTH AND OFFSET	BRP 102
Wide 5 Inner Hub Seals	BRP 114
Wide 5 Inner Wheel Bearing	BRP 117
Wide 5 Outer Hub bearing	BRP 118
Spindle Lock Nut	BRP 320
31 X 24 Splined Axles (Length Dependant on Tube Length)	BRP 30xx
Bolt Kit	BRP 55
Light Weight Steel Drive Flange (2 pounds each)	BRP 121
Steel 5 X 5 hub - 5/8" Quick start studs (7.9 pounds each)	BRP 108C
Aluminum Rotor Adaptor	BRP 109

Optional At No Charge:

- 1- Aluminum Hubs (6.25 pounds each) BRP 108AC
- 2- BRP 805 Aluminum Drive Flanges

Optional at extra charge:

- Gundrilled Axles
- BRP 124 Quick Locator Cap for BRP 121
- BRP 805-1 Locator Cap for BRP 805

Replacement Parts

DESCRIPTION	P/N
Replacement 5/8" Stud (sold each)	BRP 2072
Replacement Inner Race (both steel and aluminum hub)	BRP 115
Replacement Outer Race (both steel and aluminum hub)	BRP 116

Did You Know...

It is recommended to use an inboard axle seal
such as BRP 6110 to ensure the gear oil
stays where it should- in the rear end!


REAR ENDS & ACCESSORIES

FORD 9" REAR END PARTS



Mini Spools & Pins


DESCRIPTION	APPLICATION	P/N
31 Spline (FORD)	1964 - 1980 Ford 9"	ALL 68122
Cross Pin (FORD)	Ford 9"	ALL 68120
28 Spline (Chevy)	8 1/2" 10 Bolt, 30 Spline Pin	ALL 68160
26 Spline (Chevy)	7 1/2" Ring Gear, 10 Bolt	COL 801-250



Ford 9" Axle Tube Seals


COLOR	TUBE DIA.	WALL THICKNESS	REPLACEMENT O-RING ASSEMBLY	SEAL P/N
Plain	3"	3/16" (.188")	BRP 6111	BRP 6110
Black	3"	7/32" (.219")	BRP 6113	BRP 6112
Gold	3"	1/4" (.250)		AFC 60323-2

DESCRIPTION	P/N
Replacement Inner Seal	AFC 60325



Rear End Gaskets

DESCRIPTION	P/N
Reusable Ford 9" Gasket (sold each)	FEL 2302
Reusable Quick Change Gasket (sold each)	FEL 2303
HD Quick Change Gasket (sold each)	WIN 6729HD



Ford 9" Pot Studs

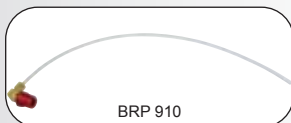
DESCRIPTION	P/N
Ford 9" Pot Studs (sold each)	BRP 112

PINION PANHARD MOUNTS



DESCRIPTION	P/N
9" FORD Steel Pinion Panhard Mount	AFC 20220

QUICK CHANGE REAR END VENT ASSEMBLY



DESCRIPTION	P/N
3/8"NPT Rear End Vent Assembly	BRP 910
DMI Rear End Breather Assembly	DMI RRC1034
Winters 8" Ring Gear Breather Assembly	WIN 2966-02

REAR END INSPECTION PLUGS



DESCRIPTION	P/N
AN12 O-Ring Inspection Plug (found in right bell)	BRP 909
Replacement O-Ring for BRP 909	NIA 222
AN 10 O-Ring inspection Plug (found in center section)	BRP 908
Replacement O-Ring for BRP 908	NIA 212

NEW PRODUCT

DRIVESHAFT U-BOLTS



DESCRIPTION	P/N
U-Bolt (sold each - comes with 2 lockwashers and 2 nuts)	BRP 513
Billet Aluminum U-Joint Caps (SOLD IN PAIRS)	BRP 9246

REAR ENDS & ACCESSORIES

QUICK CHANGE THIRD LINK MOUNT



DESCRIPTION	P/N
Red Anodized Billet Aluminum Quick Change Third Link Mount (sold in 2's)	BRP 438

ALUMINUM LOWERING BLOCKS



Did You Know...
Adjustable Lowering Blocks allow front to rear adjustment so you can lead or trail the rear tire giving you greater set-up flexibility!

DESCRIPTION	P/N
Adjustable 1 1/2" Aluminum Lowering Block	BRP 6160
Adjustable 2 1/2" Aluminum Lowering Block	BRP 6162

ADJUSTABLE LATE MODEL PANHARD SLIDER



Adjustable Panhard Slider and Replacement Parts

DESCRIPTION	P/N
Adjustable Late Model Panhard Slider Assembly	BRP 509000
Aluminum Slider Block	BRP 509001
1 1/8" Threaded Sleeve	BRP 5150
Aluminum Threaded Adjuster Rod	BRP 509005
1/4" Detent Ball	BRP 509008
Steel Side Plate (2) required	BRP 509007
Steel End Plate	BRP 509003

Serrated Weld On Panhard Mount

DESCRIPTION	P/N
Lower Offset Roll Center Mount	BRP 5094
Same as BRP 5094, but Weld Tab is centered	BRP 5095
Serrated Front Mount	BRP 5099
5/8" Thick Lightweight Serrated Mount	BRP 5093


TORQUE TUBE ASSEMBLIES



DESCRIPTION	P/N
Aluminum Torque Tube Collar Only	BRP 500
Replacement Tube Only (cut to length)	BRP 516
26 3/4" Tube and Collar Assembly	BRP 519-1
24 3/16" Tube and Collar Assembly	BRP 518
27 3/16" Tube and Collar Assembly	BRP 519
2 5/8" Billet Aluminum Hard Coated Torque Ball	WIN 6654
Torque Tube Spacer	BRP 9340

NEW PRODUCT

LIVE AXLE HUB SPACERS



Flat Hub Spacers

WIDTH	SMOOTH P/N	SPLINED P/N
.200"	BRP 914	
.250"	BRP 915	BRP 915S
.300"	BRP 916	
.350"	BRP 917	BRP 917S
.500"	BRP 917-1	BRP 917-1S
.625"	BRP 917-2	BRP 917-2S
.750"	BRP 917-3	BRP 917-3S
.880"	BRP 918	
1.00"	BRP 917-4	BRP 917-4S
1.06"	BRP 919	
2.00"	BRP 917-8	BRP 917-8S

Tapered Hub Spacers

WIDTH	SMOOTH P/N	SPLINED P/N
.250"	BRP 923	
.500"	BRP 924	BRP 924S
.750"	BRP 925	BRP 925S
1.00"	BRP 926	BRP 926S
1.25"	BRP 927	BRP 927S
1.50"	BRP 928	BRP 928S

Note- Flat spacers are used for spacing hub/bearing inside the hub, while tapered spacers are used for spacing outside the hub.

LIVE AXLE HUBS



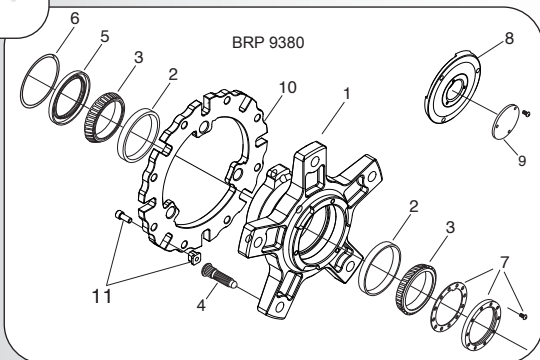
DESCRIPTION	P/N
Standard Spline Billet Aluminum Dirt Hub	BRP 4306
Tight Spline Billet Aluminum Asphalt Hub (common in Super Modified applications)	BRP 4307

HUBS & DRIVE FLANGES

REAR LARGE BEARING BILLET HUBS



NEW PRODUCT

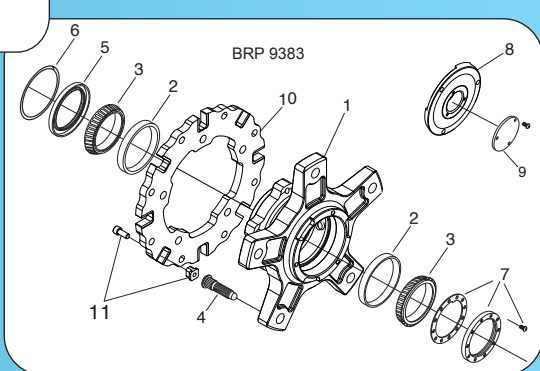


BRP Billet Large Bearing 3 BOLT Rear Hub

DESCRIPTION	P/N
1 Rear Hub Assembly (includes races & studs)	BRP 9380
2 Replacement Inner or Outer Race	BRP 6222
3 Inner or Outer Bearing	BRP 6224
4 Replacement Wheel stud	BRP 2060
5 Standard Inner Seal - NO STEEL SLEEVE ON TUBE	BRP 6225
5 Low Drag Seal (not for oil use) - NO STEEL SLEEVE ON TUBE	BRP 6232
5 Inner Seal For Oil Filled Hubs - NO STEEL SLEEVE ON TUBE	WIN 7284V
5 Inner Seal For Oil and Grease - WITH STEEL SLEEVE	WIN 7289V
6 Inner Seal Snap Ring	BRP 9380A
7 Locking Nut Assembly	BRP 6230
8 Drive Flange Assembly	BRP 9381
9 Replacement Center Cap for BRP 9381	BRP 122
10 3 Bolt Rotor Adaptor To Adapt To 8 on 7" Rotor	BRP 9384
11 Optional Tee Nuts For BRP 9384	BRP 9386



NEW PRODUCT




BRP Billet Large Bearing 5 BOLT Rear Hub

DESCRIPTION	P/N
1 Rear Hub Assembly (includes races & studs)	BRP 9383
2 Replacement Inner or Outer Race	BRP 6222
3 Inner or Outer Bearing	BRP 6224
4 Replacement Wheel stud	BRP 2060
5 Standard Inner Seal - NO STEEL SLEEVE ON TUBE	BRP 6225
5 Low Drag Seal (not for oil use) - NO STEEL SLEEVE ON TUBE	BRP 6232
5 Inner Seal For Oil Filled Hubs - NO STEEL SLEEVE ON TUBE	WIN 7284V
5 Inner Seal For Oil and Grease - WITH STEEL SLEEVE	WIN 7289V
6 Inner Seal Snap Ring	BRP 6223
7 Locking Nut Assembly	BRP 6230
8 Drive Flange Assembly	BRP 9381
9 Replacement Center Cap for BRP 9381	BRP 122
10 5 Bolt Rotor Adaptor To Adapt To 8 on 7" Rotor	BRP 9385
11 Optional Tee Nuts For BRP 9384	BRP 9386

BILLET HUB ROTOR ADAPTORS

NEW PRODUCT



DESCRIPTION	P/N
3 Bolt Taper Head Rotor Adaptor to 8 on 7" Rotor (used on BRP 9380/9382)	BRP 9384
5 Bolt Taper Head Rotor Adaptor to 8 on 7" Rotor (used on BRP 9393/9401)	BRP 9385
Tee Nuts (package of 8 pre-drilled bolts and tee nuts)	BRP 9386



NEW PRODUCT

HUB PRELOAD KITS



DESCRIPTION	P/N
Front Large Bearing Hub Preload Kit - (will work with any front 2 7/8" large bearing hub)	BRP 9392
Rear Large Bearing Hub Preload Kit - (will work for any rear 2 7/8" large bearing hub)	BRP 9393

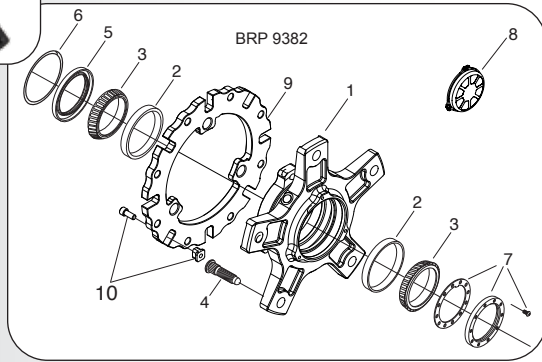
Did You Know...
Each kit has enough spacers to do 1 hub only! So order 2 kits if you plan on doing both hubs. Or order 4 kits if you plan on doing all 4 hubs and making your car roll with very little resistance!

HUBS & DRIVE FLANGES

NEW PRODUCT

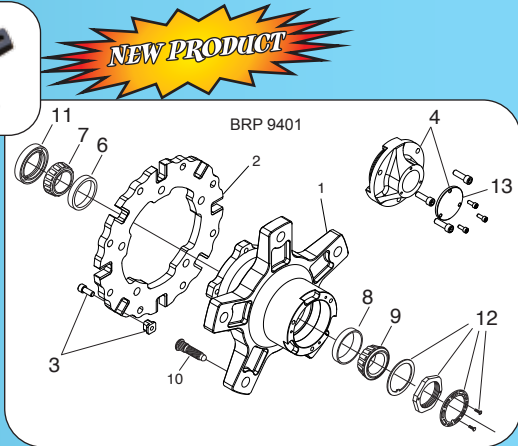
FRONT LARGE BEARING BILLET HUBS

BRP Billet Large Bearing 3 BOLT Front Hub



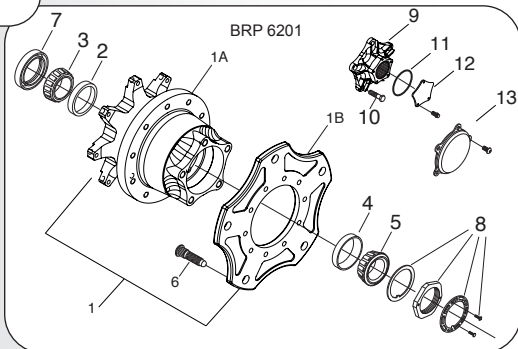
DESCRIPTION	P/N
1 Rear Hub Assembly (includes races & studs)	BRP 9382
2 Replacement Inner or Outer Race	BRP 6222
3 Inner or Outer Bearing	BRP 6224
4 Replacement Wheel stud	BRP 2060
5 Standard Inner Seal - NO STEEL SLEEVE ON TUBE	BRP 6225
5 Low Drag Seal (not for oil use) - NO STEEL SLEEVE ON TUBE	BRP 6232
5 Inner Seal For Oil Filled Hubs - NO STEEL SLEEVE ON TUBE	WIN 7284V
5 Inner Seal For Oil and Grease - WITH STEEL SLEEVE	WIN 7289V
6 Inner Seal Snap Ring	BRP 6223
7 Locking Nut Assembly	BRP 6230
8 BRP Aluminum Dust Cap (Includes Bolts) Black Anodized	BRP 6203C
9 3 Bolt Rotor Adaptor To Adapt To 8 on 7" Rotor	BRP 9382
10 Optional Tee Nuts For BRP 9382 (package of 8 bolts and tee nuts)	BRP 9386

WIDE 5 BILLET HUBS



BRP Ultra Light Wide 5 Billet Hub

DESCRIPTION	P/N
1 Ultra Light Wide 5 Billet Hub with 5 Bolt Rotor Mount	BRP 9401
2 Rotor Adaptor (adapts 5 bolt hub to 8 on 7" rotors)	BRP 9385
3 Optional Floating Rotor Tee Nuts (package of 8 bolts and tee nuts)	BRP 9386
4 Wide 5 Drive Flange	BRP 9402
5 Wide Five Dust Cap	BRP 9403
6 Replacement Inner Race	BRP 115
7 Inner Bearing	BRP 117
8 Replacement Outer Race	BRP 116
9 Outer Bearing	BRP 118
10 Replacement Wheel stud	BRP 2060
11 Inner Seal	BRP 114
11 Low Drag Inner Seal	ALL 72122
12 Locking Nut Assembly	BRP 320
13 Replacement Drive Flange Cap	BRP 122



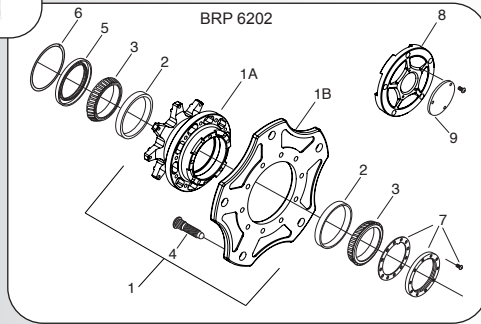
BRP Severe Duty Wide 5 Billet Hub

DESCRIPTION	P/N
1 Wide 5 Hub Assembly (includes races & studs) - Red Anodized	BRP 6201
1A Replacement Wide 5 Hub Only - Red Anodized	BRP 6201A
1B Replacement Adaptor Plate - Red Anodized	BRP 6201B
1 Wide 5 Hub Assembly (includes races & studs) - Black Anodized	BRP 6201BK
1A Replacement Wide 5 Hub Only - Black Anodized	BRP 6201ABK
1B Replacement Adaptor Plate - Black Anodized	BRP 6201BBK
2 Replacement Inner Race	BRP 115
3 Inner Bearing	BRP 117
4 Replacement Outer Race	BRP 116
5 Outer Bearing	BRP 118
6 Replacement Wheel stud	BRP 2060
7 Inner Seal	BRP 114
7 Low Drag Inner Seal	ALL 72122
8 Locking Nut Assembly	BRP 320
9 BRP Red Aluminum Drive Flange	BRP 348
9 BRP Black Aluminum Drive Flange	BRP 348BK
10 5 Bolt Drive Flange Bolt Kit	BRP 348B
11 Replacement O-Ring for Drive Flange	BRP 348S
12 Replacement Cap for BRP Drive Flange	BRP 349
13 Optional Dust Cap	BRP 6201C

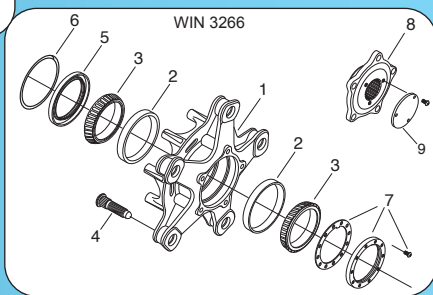
HUBS & DRIVE FLANGES

REAR LARGE BEARING HUBS

BRP Large Bearing Rear Hub

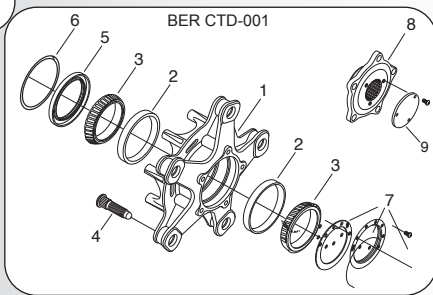


DESCRIPTION	RED P/N	BLACK P/N
1 Rear Hub Assembly (includes races & studs) - Red Anodized	BRP 6202	BRP 6202BK
1A Replacement Large Bearing Hub Only - Red Anodized	BRP 6202A	BRP 6202ABK
1B Replacement Adaptor Plate Only - Red Anodized	BRP 6201B	BRP 6201BBK
2 Replacement Inner or Outer Race		BRP 6222
3 Inner or Outer Bearing		BRP 6224
4 Replacement Wheel stud		BRP 2060
5 Standard Inner Seal - NO STEEL SLEEVE ON TUBE		BRP 6225
5 Low Drag Seal (not for oil use) - NO STEEL SLEEVE ON TUBE		BRP 6232
5 Inner Seal For Oil Filled Hubs - NO STEEL SLEEVE ON TUBE		WIN 7284V
5 Inner Seal For Oil and Grease - WITH STEEL SLEEVE		WIN 7289V
6 Inner Seal Snap Ring		BRP 6223
7 Locking Nut Assembly		BRP 6230
8 BRP Aluminum Drive Flange (includes bolts) - Black Anodized		BRP 6202D
9 Replacement Center Cap For BRP 6202D		BRP 349



Winters Large Bearing Rear Hub

DESCRIPTION	P/N
1 Rear Hub Assembly (includes races & studs)	WIN 3266
2 Replacement Inner or Outer Race - WINTERS ONLY	WIN 8658-2
3 Inner or Outer Bearing - WINTERS ONLY	WIN 8658-1
4 Replacement Wheel stud	BRP 2059
5 Standard Inner Seal - NO STEEL SLEEVE ON TUBE	BRP 6225
5 Low Drag Seal (not for oil use) - NO STEEL SLEEVE ON TUBE	BRP 6232
5 Inner Seal For Oil Filled Hubs - NO STEEL SLEEVE ON TUBE	WIN 7284V
5 Inner Seal For Oil and Grease - WITH STEEL SLEEVE	WIN 7289V
6 Inner Seal Snap Ring	BRP 6223
7 Locking Nut Assembly	BRP 6230
8 BRP Aluminum Drive Flange (includes bolts) - Red Anodized	BRP 345
8 BRP Aluminum Drive Flange (includes bolts) - Black Anodized	BRP 345BK
9 Replacement Center Cap For BRP 345BK	BRP 122



Bert Large Bearing Rear Hub

DESCRIPTION	P/N
1 Rear Hub Assembly (includes races & studs)	BER CTD-001
2 Replacement Inner or Outer Race	BRP 6222
3 Inner or Outer Bearing	BRP 6224
4 Replacement Wheel stud	BRP 2059
5 Standard Inner Seal - NO STEEL SLEEVE ON TUBE	BRP 6225
5 Low Drag Seal (not for oil use) - NO STEEL SLEEVE ON TUBE	BRP 6232
5 Inner Seal For Oil Filled Hubs - NO STEEL SLEEVE ON TUBE	WIN 7284V
5 Inner Seal For Oil and Grease - WITH STEEL SLEEVE	WIN 7289V
6 Inner Seal Snap Ring	BRP 6223
7 Locking Nut Assembly	BRP 6230
8 BRP Aluminum Drive Flange (includes bolts) - Red anodized	BRP 345
8 BRP Aluminum Drive Flange (includes bolts) - Black Anodized	BRP 345BK
9 Replacement Center Cap For BRP 345BK	BRP 122

REAR LARGE BEARING DRIVE FLANGES

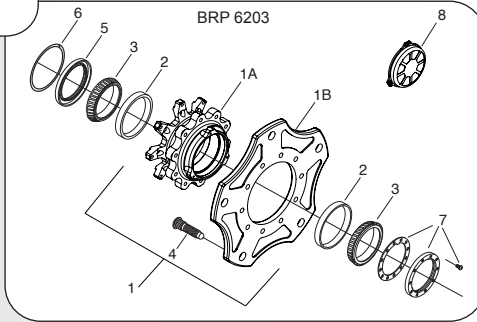


COLOR	DESCRIPTION	P/N
Red	BRP 5 Bolt Large Bearing Drive Flange with Bolts and Cap	BRP 345
Black	BRP 5 Bolt Large Bearing Drive Flange with Bolts and Cap	BRP 345BK
Black	BRP 5 Bolt Flank Drive Flange for BRP 6202 Hub with Bolts and Cap	BRP 6202D
	Replacement Bolt Kit for BRP 345 Drive Flanges (package of 5)	BRP 346
Black	Replacement Cap for BRP 345 & BRP 345BK	BRP 122
Black	Replacement Cap for BRP 6202D	BRP 349
	Optional Studs With Locknut	BRP 337

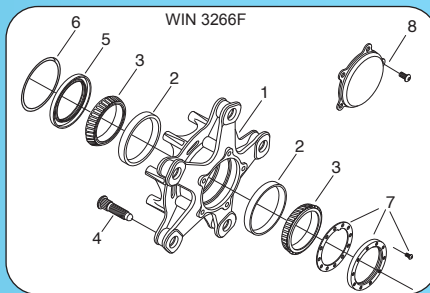
HUBS & DRIVE FLANGES

LARGE BEARING FRONT HUBS

BRP Large Bearing Front Hub

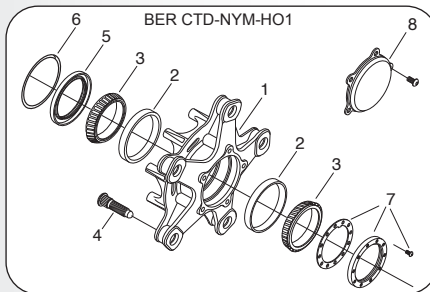


DESCRIPTION	RED P/N	BLACK P/N
1 Rear Hub Assembly (includes races & studs) - Red Anodized	BRP 6203	BRP 6203BK
1A Replacement Large Bearing Hub Only - Red Anodized	BRP 6203A	BRP 6203ABK
1B Replacement Adaptor Plate Only - Red Anodized	BRP 6201B	BRP 6201BBK
2 Replacement Inner or Outer Race		BRP 6222
3 Inner or Outer Bearing		BRP 6224
4 Replacement Wheel stud		BRP 2060
5 Standard Inner Seal - NO STEEL SLEEVE ON TUBE		BRP 6225
5 Low Drag Seal (not for oil use) - NO STEEL SLEEVE ON TUBE		BRP 6232
5 Inner Seal For Oil Filled Hubs - NO STEEL SLEEVE ON TUBE		WIN 7284V
5 Inner Seal For Oil and Grease - WITH STEEL SLEEVE		WIN 7289V
6 Inner Seal Snap Ring		BRP 6223
7 Locking Nut Assembly		BRP 6230
8 BRP Aluminum Dust Cap (Includes Bolts) Black Anodized		BRP 6203C



Winters Large Bearing Front Hub

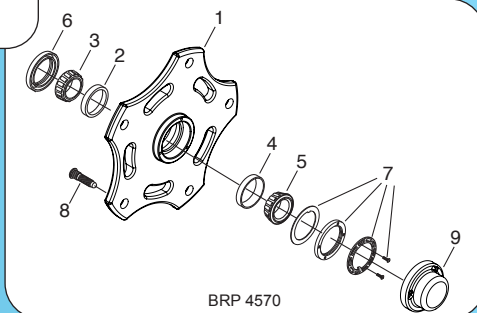
DESCRIPTION	P/N
1 Front Hub Assembly (includes studs and races)	WIN 3266F
2 Inner or Outer Race	WIN 8658-2
3 Inner or Outer Bearing	WIN 8658-1
4 Replacement Wheel stud	BRP 2059
5 Standard Inner Seal - NO STEEL SLEEVE ON TUBE	BRP 6225
5 Low Drag Seal (not for oil use) - NO STEEL SLEEVE ON TUBE	BRP 6232
5 Inner Seal For Oil Filled Hubs - NO STEEL SLEEVE ON TUBE	WIN 7284V
5 Inner Seal For Oil and Grease - WITH STEEL SLEEVE	WIN 7289V
6 Inner Seal Snap Ring	BRP 6223
7 Locking Nut Assembly	BRP 6230
8 BRP Aluminum Dust Cap (includes bolts) - Red Anodized	BRP 6226
8 BRP Aluminum Dust Cap (includes bolts) - Black Anodized	BRP 6226BK



Bert Large Bearing Front Hub

DESCRIPTION	P/N
1 Front Hub Assembly (includes studs and races)	BER CTD-NYM-HO1
2 Inner or Outer Race	BRP 6222
3 Inner or Outer Bearing	BRP 6224
4 Replacement Wheel stud	BRP 2059
5 Standard Inner Seal - NO STEEL SLEEVE ON TUBE	BRP 6225
5 Low Drag Seal (not for oil use) - NO STEEL SLEEVE ON TUBE	BRP 6232
5 Inner Seal For Oil Filled Hubs - NO STEEL SLEEVE ON TUBE	WIN 7284V
5 Inner Seal For Oil and Grease - WITH STEEL SLEEVE	WIN 7289V
6 Inner Seal Snap Ring	BRP 6223
7 Locking Nut Assembly	BRP 6230
8 BRP Aluminum Dust Cap (includes bolts) - Red Anodized	BRP 6226
8 BRP Aluminum Dust Cap (includes bolts) - Black Anodized	BRP 6226BK

BRP WIDE 5 MODIFIED FRONT HUB



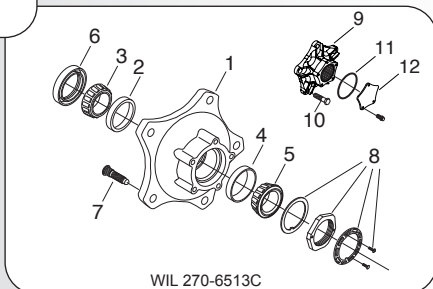
BRP Wide 5 Front Hub

DESCRIPTION	P/N
1 Front Hub Assembly (includes races, studs, rotor bolts & dust cap) Red Anodized	BRP 4570
1 Front Hub Assembly (includes races, studs, rotor bolts & dust cap) Black Anodized	BRP 4570BK
2 Replacement Inner Race	BRP 826
3 Inner Bearing	BRP 828
4 Replacement Outer Race SEE PAGE 20 FOR SPINDLE APPLICATIONS	BRP 827
5 Outer Bearing	BRP 829
6 Inner Seal	BRP 835
7 Locknut Assembly	BRP 831L
8 Replacement Stud	BRP 2060
9 Replacement Dust Cap	BRP 4571

HUBS & DRIVE FLANGES

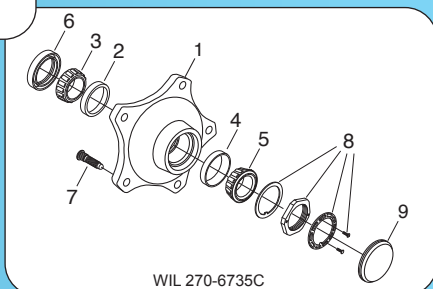
WILWOOD STARLIGHT 55 HUBS

5 Bolt Wide 5 Aluminum Hub



WIL 270-6513C

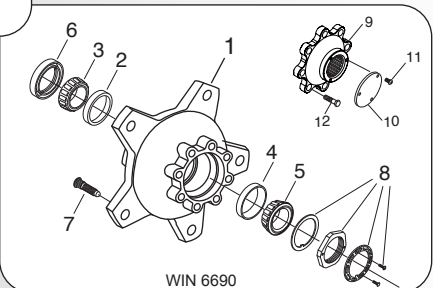
DESCRIPTION	P/N
1 Rear Hub Assembly (includes races & studs)	WIL 270-6513C
2 Replacement Inner Race	BRP 115
3 Inner Bearing	BRP 117
4 Replacement Outer Bearing	BRP 116
5 Outer Bearing	BRP 118
6 Inner Seal	BRP 114
6 Low Drag Inner Seal	ALL 72122
7 Replacement Wheel stud	BRP 2059
8 Locking Nut Assembly	BRP 320
9 Red BRP Aluminum Drive Flange (includes bolts)	BRP 348
9 Black BRP Aluminum Drive Flange (includes bolts)	BRP 348BK
9 Wilwood Plain Aluminum Drive Flange (includes bolts)	WIL 270-6733
10 5 Bolt Drive Flange Bolt Kit	BRP 348B
11 Replacement O Ring for BRP Drive Flange	BRP 348S
12 Replacement Cap for BRP Drive Flange	BRP 349



WIL 270-6735C

Front Wide 5 Aluminum Hub

DESCRIPTION	P/N
1 Front Hub Assembly (includes races, studs, & dust cap)	WIL 270-6735C
2 Replacement Inner Race	BRP 115
3 Inner Bearing	BRP 117
4 Replacement Outer Bearing	BRP 116
5 Outer Bearing	BRP 118
6 Inner Seal	BRP 114
6 Low Drag Inner Seal	ALL 72122
7 Replacement Wheel stud	BRP 2059
8 Locking Nut Assembly	BRP 320
9 Replacement Hub Dust Cap	WIL 270-6913



WIN 6690

Winters Wide 5 Aluminum Hub

DESCRIPTION	P/N
1 Rear Hub Assembly (includes races & studs)	WIN 6690
2 Replacement Inner Race	BRP 115
3 Inner Bearing	BRP 117
4 Replacement Outer Bearing	BRP 116
5 Outer Bearing	BRP 118
6 Inner Seal	BRP 114
6 Low Drag Inner Seal	ALL 72122
7 Replacement Wheel stud	BRP 2059
8 Locking Nut Assembly	BRP 320
9 Red BRP Aluminum Drive Flange	BRP 343
9 Black BRP Aluminum Drive Flange	BRP 343BK
9 Blue BRP Aluminum Drive Flange	BRP 343BL
10 Replacement Drive Flange Cap with O-ring	BRP 122
11 Replacement Drive Flange Bolt (sold each)	BOL 10240502C
12 Drive Flange Bolt Kit (includes bolts and lock washers)	BRP 339

LIVE AXLE HUBS



DESCRIPTION	P/N
Standard Spline Billet Aluminum Dirt Hub	BRP 4306
Tight Spline Billet Aluminum Asphalt Hub (common in Super Modified applications)	BRP 4307


SEE PAGE 47 FOR LIVE AXLE SPACERS AND NUTS

WIDE 5 BEARINGS & SEALS



DESCRIPTION	P/N
Wide 5 Bearing Assembly (includes seal, inner & outer bearing, and BRP 320 Lock Nut)	BRP 113
Wide 5 Inner Seal	BRP 114
Low Drag Wide 5 Inner Seal	ALL 72122
Wide 5 Inner Race	BRP 115
Wide 5 Outer Race	BRP 116
Wide 5 Inner Bearing	BRP 117
Wide 5 Outer Bearing	BRP 118
REM Finish Wide 5 Inner Race	WIN 7322REM
REM Finish Wide 5 Outer Race	WIN 7323REM
REM Finish Wide 5 Inner Bearing	WIN 7324REM
REM Finish Wide 5 Outer Bearing	WIN 7325REM
Seals-It Inner Hub Seal (keeps cast hubs from filling with oil)	SEA HS2001

WIDE 5 SPINDLE NUTS



DESCRIPTION	P/N
Wide 5 Aluminum Locking Spindle Nut Assembly (includes aluminum nut, 2 washers, and bolts)	BRP 320
2 Replacement Lock Washers and Bolts Only	BRP 320W
Replacement Inner Solid Washer Only	BRP 320W-1
Replacement Outer Slotted Washer Only	BRP 320W-2
Narrow Steel Nut Only (2 Required)	BRP 319S
Narrow Aluminum Nut Only (2 Required)	BRP 319
Steel Tab Washer for BRP 319S	BRP 318

GN BEARINGS & SEALS



DESCRIPTION	P/N
Spindle Inner Seal	BRP 804-3
Hub Seal	BRP 804-2
Inner and Outer Race	BRP 804
Inner and Outer Bearing	BRP 804-1
LH Spindle Nut	BRP 804-6
RH Spindle Nut	BRP 804-5
Locking Tab Washer	BRP 804-4

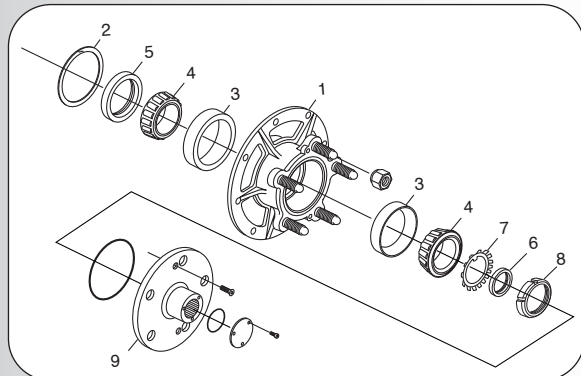
SPINDLE NUT WRENCHES



DESCRIPTION	P/N
Large Bearing Locking Nut Adjuster Wrench	BRP 6231
Wide 5 Locking Nut Adjuster Wrench	BRP 317A
Grand National Locking Nut Adjuster Wrench	COL 850-002

HUBS & DRIVE FLANGES

5 on 5" / 5 on 4 3/4" HUBS



DESCRIPTION		5 on 5"	5 on 4 3/4"
1	5 on 5" Coarse Hub Assembly (includes studs & races)	WIN 2255C	WIN 2566C
2	Replacement Retaining Ring	WIN 7644	WIN 7644
3	Replacement Inner and Outer Race	BRP 804	BRP 804
4	Inner or Outer Bearing	BRP 804-1	BRP 804-1
5	Inner Hub Seal	BRP 804-2	BRP 804-2
6	Spindle Seal	BRP 804-3	BRP 804-3
7	Tab Washer	BRP 804-4	BRP 804-4
8	Left Hand Thread Spindle Nut	BRP 804-6	BRP 804-6
8	Right Hand Thread Spindle Nut	BRP 804-5	BRP 804-5
9	Drive Flange (includes cap and bolts)	WIN 1680	WIN 1680-475

DRIVE FLANGES




FIG	DESCRIPTION	RED P/N	BLACK P/N
1	Steel 3/4 Ton Drive Flange		BRP 121
2	Aluminum LW WIDE 5 Drive Flange - 8 BOLT	BRP 343	BRP 343BK
3	Aluminum Large Bearing WIDE 5 Drive Flange - 5 BOLT	BRP 345	BRP 345BK
4	Aluminum Mod Lite Drive Flange - 4 on 4 1/4" or 4 1/2"	BRP 347	
5	Aluminum LW WIDE 5 Drive Flange - 5 BOLT	BRP 348	BRP 348BK
6	Aluminum Drive Flange For BRP 9380/9383 Hub		BRP 9381
7	Aluminum Drive Flange For BRP 6202 Hub		BRP 6202D
8	Aluminum GN Drive Flange		BRP 805
9	Aluminum Drive Flange For BRP 9401 Hub		BRP 9402
10	Aluminum 5 on 5" Drive Flange		WIN 1680
11	Aluminum 5 on 4 3/4" Drive Flange		WIN 1680-475
	Drive Flange Stud With Locknut	BRP 337	

LATE MODEL IMPALA STEEL HUBS

'70-'72 Impala and Howe Spindles



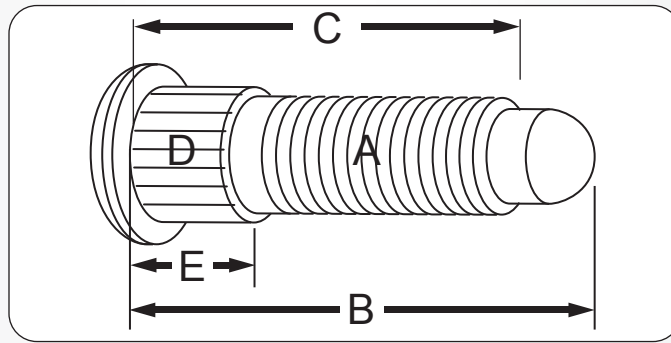
DESCRIPTION	P/N
Impala Hub Assembly (includes 8 on 7" rotor adaptor, races, & 5/8" C studs)	BRP 861C
Inner Seal	BRP 853
Outer Wheel Bearing Reducer Bushing	BRP 854
Inner Wheel Bearing	BRP 828-1
Outer Wheel Bearing	BRP 829
Dust Cap	BRP 814
Optional Bullet Style Dust Cap	BRP 814B
Replacement Coarse Thread Wheel Stud (sold each)	BRP 2075
Replacement Fine Thread Wheel Stud (sold each)	BRP 2061
Replacement Inner Race	BRP 826
Replacement Outer Race	BRP 827

MINI 3/4 TON HUBS



DESCRIPTION	P/N
Mini 3/4 Ton Steel Hub (includes 5/8" C studs, & races)	BRP 108C
Mini 3/4 Ton Aluminum Hub (includes 5/8" C studs, & races)	BRP 108AC
Steel Drive Flange (will fit both steel and aluminum hub)	BRP 121
Aluminum Drive Flange (will fit both steel and aluminum hub)	BRP 805
Aluminum Rotor adaptor - 8 on 7" (required for steel and aluminum hubs)	BRP 109
Inner Bearing	BRP 117
Outer Bearing	BRP 118
Hub Seal	BRP 114
Spindle Lock Nut Assembly	BRP 320
Replacement Outer Race	BRP 116
Replacement Inner Race	BRP 117
Quick Start Locator Cap for BRP 805 Drive Flange	BRP 805-1
Quick Start Locator Cap for BRP 121 Drive Flange	BRP 124
Replacement 5/8" C Stud	BRP 2075

WHEEL STUDS



A - THREAD	B - LENGTH	C - LENGTH	D - SPLINE	E - SPLINE LENGTH	DRILL SIZE	DESCRIPTION	P/N
7/16" F	2 7/8"	2 7/8"	.480"	.450"	29/64"	Rear Chevy	BRP 2063
7/16" F	2 7/8"	2 7/8"	.560"	.300"	35/64"	Front Chevy	BRP 2064
1/2" F	3"	3"	.685"	.400"	43/64"		BRP 2066
1/2" F	3"	3"	.615"	.400"	19/32"		BRP 2065
1/2" F	1 3/4"	1 5/8"	.615"	.400"	19/32"	T.Q. Hubs	BRP 2932
5/8" F	2 3/4"	2 1/8"	.685"	.400"	43/64"		BRP 2073
5/8" F	2 3/4"	2 1/8"	.685"	.800"	43/64"		BRP 2074
5/8" F	3"	2 11/16"	.685"	.450"	43/64"	Front G.N. hubs & BRP 108	BRP 2062
5/8" F	3"	2.550"	.672"	.800"	17MM	Wide 5 Hubs	BRP 2061
5/8" C	2 1/4"	1 3/4"	.685"	.400"	43/64"	Wheel Adaptor plates	BRP 2060
5/8" C	2"	1 3/8"	.500"	---	---	Threaded for 6 Pin Hubs	BRP 833
5/8" C	1 7/8"	---	.685"	.800"	43/64"	1" Wheel Spacer	BRP 2058
5/8" C	2 3/4"	2 1/8"	.685"	.800"	43/64"	Wide 5 Hubs	BRP 2059
5/8" C	2 3/4"	2 1/8"	.685"	.400"	43/64"		BRP 2072
5/8" C	3 3/4"	3 1/8"	.685"	.800"	43/64"	Stud For BRP 861C	BRP 2075
5/8" C	3"	2 1/2"	.685"	.450"	43/64"	Oval Head	BRP 2078
5/8" C	3"	2 1/2"	.685"	.400"	43/64"	Machined Short Spline	BRP 2077
12mm X 1.5mm	1 1/2"	1 1/2"	.545"	.425"	17/32"	Metric	BRP 2057


DESCRIPTION	P/N
5/8" C wheel stud and lug nut kit (includes 20- BRP 2051, & 20- BRP 2072)	BRP 2072KIT

DESCRIPTION	P/N
43/64" Drill Bit (sold each)	BRT D4364
29/64" Drill Bit (sold each)	BRT D2964
17/32" Drill Bit (sold each)	BRT D1732
35/64" Drill Bit (sold each)	BRT D3564
19/32" Drill Bit (sold each)	BRT D1932



BRT D4364

WHEEL NUTS



THREAD SIZE	STEEL		ALUMINUM	
	SINGLE SIDED	DOUBLE SIDED	SINGLE SIDED	DOUBLE SIDED
7/16" F	BRP 2054			
1/2" F	BRP 2055			
5/8" F	BRP 2050		BRP 2050A	
5/8" C	BRP 2051	BRP 2051D	BRP 2051A	BRP 2051AD
12mm X 1.5	BRP 2056			



DESCRIPTION	P/N
Spring Loaded Steel Lug Nuts (sold in packs of 5)	ALL 44108
Replacement spring and Screw (sold in packs of 5)	ALL 44109

PIT SOCKETS



ALL 10240

BRP 2044

DESCRIPTION	P/N
.900" Deep Hard Coated Pit Socket with Spring	BRP 2044
Replacement Spring for BRP 2044	BRP 2046
12" Pit Socket with 1 piece extension	ALL 10240



Did You Know...

All BRP Calipers are machined from billet aluminum, The housings are low profile, but strong allowing less flex and better brake feel. They have internal crossovers for less chance of leaking!

BRP BILLET 1000 SERIES CALIPERS



PISTON SIZE	ROTOR WIDTH	MOUNT CENTER	RED P/N	BLACK P/N
1.75"	3/8"	3.25"	BRC 170-1516	BRC 170-1516BK
1.75"	3/8"	3.75"	BRC 170-1526	BRC 170-1526BK

Replacement Parts

DESCRIPTION	P/N
Replacement Piston (sold each)	BRC 230-7528
Replacement Piston O-Ring (sold in packs of 4)	BRC 225-2655
Crossover O-Ring (sold in packs of 4)	BRC 225-2583
Bleeder Screw Assembly (sold in packs of 4)	BRC 220-0064
Brake Pad Retainer Pin (each)	BRC 180-3862-1
Brake Pad Retainer Pin (sold in packs of 4)	BRC 180-3862
Brake Pad Wear Plate (sold each)	BRC 300-5875
Replacement Caliper Bolt (sold each)	BOL 061752H

BRP BILLET 2000 SERIES CALIPERS



PISTON SIZE	ROTOR WIDTH	MOUNT CENTER	RED P/N	BLACK P/N
1.75"	3/8"	5.25"	BRC 170-4993	BRC 170-4993BK
1.75"	.810"	5.25"	BRC 170-4997	BRC 170-4997BK
1.75"	1.25"	5.25"	BRC 170-4998	BRC 170-4998BK

Replacement Parts

DESCRIPTION	P/N
Replacement Piston (sold each)	BRC 230-7528
Replacement Piston O-Ring (sold in packs of 4)	BRC 225-2655
Crossover O-Ring (sold in packs of 4)	BRC 225-2583
Replacement Cotter Pins (sold in packs of 4)	BRC 225-0056
Bleeder Screw Assembly (sold in packs of 4)	BRC 220-0064
Brake Pad Retainer Pin for BRC 170-4993 (sold in packs of 4)	BRC 180-3862
Bridge Bolt Assembly for BRC 170-4997 (comes with bolt, spacer & nut)	BRC 190-4997
Bridge Bolt Assembly for BRC 170-4998 (comes with bolt, spacer & nut)	BRC 190-4998
Brake Pad Wear Plate (sold each)	BRC 300-5875
Replacement Caliper Bolt for BRC 170-4993 (sold each)	BOL 061752H
Replacement Caliper Bolt for BRC 170-4997 (sold each)	BOL 062007H
Replacement Caliper Bolt for BRC 170-4998 (sold each)	BOL 062507H

BRP BILLET 2800 SERIES CALIPERS



PISTON SIZE	ROTOR WIDTH	MOUNT CENTER	RED P/N	BLACK P/N
1.75"	3/8"	3.5"	BRC 170-4088	BRC 170-4088BK
1.75"	.810"	3.5"	BRC 170-4090	BRC 170-4090BK
1.75"	1.25"	3.5"	BRC 170-4100	BRC 170-4100BK

Replacement Parts

DESCRIPTION	P/N
Replacement Piston (sold each)	BRC 230-7531
Replacement Piston O-Ring (sold in packs of 4)	BRC 225-2655
Crossover O-Ring (sold in packs of 4)	BRC 225-2583
Bleeder Screw Assembly (sold in packs of 4)	BRC 220-0064
Bridge Bolt Assembly for BRC 170-4088 (comes with bolt, spacer & nut)	BRC 190-4088
Bridge Bolt Assembly for BRC 170-4090 (comes with bolt, spacer & nut)	BRC 190-4090
Bridge Bolt Assembly for BRC 170-4100 (comes with bolt, spacer & nut)	BRC 190-4100
Brake Pad Wear Plate (sold each)	BRC 300-5876
Replacement Caliper Bolt for BRC 170-4088 (sold each)	BOL 061752H
Replacement Caliper Bolt for BRC 170-4090 (sold each)	BOL 062252H
Replacement Caliper Bolt for BRC 170-4100 (sold each)	BOL 062507H
Spacer - 2000 & 2800 calipers - from 3/8" to .810"	BRC 180-810
Spacer - 2000 & 2800 calipers - from 3/8" to .810"	BRC 180-811
Spacer - 2000 & 2800 calipers - from 3/8" to 1.25"	BRC 180-125
Spacer - 2000 & 2800 calipers - from 3/8" to 1.25"	BRC 180-126

WILWOOD BRAKE CALIPERS



Forged SuperLite Calipers

PISTON SIZE	ROTOR WIDTH		REPLACEMENT PISTON	REPLACEMENT O-RING
	.810"	1.25"		
1.38"	WIL 120-11128	WIL 120-11130	WIL 200-3176 (ea)	WIL 130-2658 (4 pack)
1.75"	WIL 120-11134	WIL 120-11136	WIL 200-3062 (ea)	BRC 225-2655 (4 pack)
Crossover Tube	WIL 190-5973	WIL 190-5975		
Bridge Assembly	WIL 230-7539	WIL 220-7541		

DESCRIPTION	P/N
Replacement Bleed Screw Assembly (sold in packs of 4)	WIL 220-6069



Forged Dynalite Calipers

PISTON SIZE	ROTOR WIDTH			REPLACEMENT PISTON	REPLACEMENT O-RING
	.375"	.810"	1.25"		
1.38"	WIL 120-6808	WIL 120-6806	WIL 120-6804	WIL 200-7518	WIL 130-2658 (4 pack)
1.75"	WIL 120-6818	WIL 120-6816	WIL 120-6814	BRC 230-7528	BRC 225-2655 (4 pack)
Cotter Pin	WIL 180-0054	WIL 180-0055	WIL 180-0056		

DESCRIPTION	P/N
Replacement Bleed Screw Assembly (sold in packs of 4)	BRC 220-0064
Replacement Crossover O-rings (sold in packs of 4)	BRC 225-2583



Narrow Mount DynaPro (NDP) Calipers

PISTON SIZE	ROTOR WIDTH		REPLACEMENT PISTON	REPLACEMENT O-RING
	.375"	.810"		
1.75"	WIL 120-9734	WIL 120-9736	BRC 230-7531 (ea)	WIL 130-2655 (4 pack)

DESCRIPTION	P/N
Replacement Bleed Screw Assembly (sold in packs of 4)	BRC 220-0064
Replacement Crossover O-rings (sold in packs of 4)	BRC 225-2583



Dynalite Single Billet Calipers

PISTON SIZE	ROTOR WIDTH	MOUNT HOLES	P/N	REPLACEMENT PISTON	REPLACEMENT O-RING
1.75"	3/8"	3.25"	WIL 120-4062	BRC 230-7528	BRC 225-2655 (4 pack)
1.75"	3/8"	3.75"	WIL 120-4060	BRC 230-7528	BRC 225-2655 (4 pack)
1.75"	3/8"	3.75" - 3 PIN	WIL 120-9689	BRC 230-7528	BRC 225-2655 (4 pack)

DESCRIPTION	P/N
Replacement Bleed Screw Assembly (sold in packs of 4)	BRC 220-0064
Replacement Crossover O-rings (sold in packs of 4)	BRC 225-2583
Replacement Brake Pad Retaining Pin (sold in packs of 4)	BRC 180-3862

BRAKE PAD SPACERS



DESCRIPTION	P/N
Superlite II .250" Thick	BRP 1414.25
Superlite II .500" Thick	BRP 1414.5
Large GM .500" Thick	BRP 1416.5
Large GM .900" Thick	BRP 1416.9

GM CALIPER BOLTS



DESCRIPTION	P/N
Allen Head GM Caliper Bolt	AFC 10160
Hex Head GM Caliper Bolt (package of 2)	ALL 42080

PERFORMANCE FRICTION BRAKE PADS



14 Compound
This compound is a favorite for the short track dirt and asphalt racers. It is the lowest torque race compound in PFC's arsenal. It is also used as a rear pad to reduce lock up. 14 Offers a smooth and stable high temperature torque with excellent cold bite for dirt and asphalt racers that demand race ready friction. 81 also offers quicker release for unrivaled modulation with low wear and excellent disc conditioning properties. Recommended for low grip asphalt and dirt applications. IMCA modified, dirt late model and street stock. **14 COMPOUND REPLACES 81.**

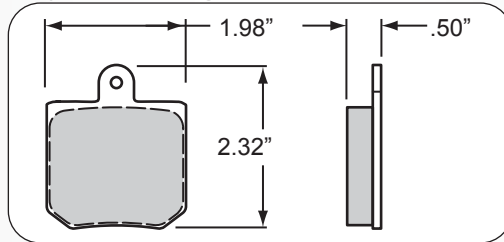
93 Compound
A perennial favorite among top-level professional drivers, this compound provides consistent high brake power output throughout the pad's life, from qualifying throughout the race. 93 has the highest average value of torque compared with all other compounds and has proved popular due to its ability to stop the quickest of vehicles under the most extreme conditions. 93 has a progressive torque curve with a slight rise in friction within the braking event. This provides the driver with the confidence to brake late, knowing the pad will not suffer from fade. 93 does require an element of finesse so as not to over-slow the car or suffer from lock-up. 93 is effective throughout the temperature range. However, cooling is recommended to avoid thermal deterioration of the disc. It has very good wear characteristics and is less aggressive on the discs than 83 compound. This compound has been a favorite of CART, GTs and Winston Cup.

97 Compound
This compound was designed as an all-purpose pad where excellent controllability was a priority over ultimate stopping power. Due to its excellent modulation characteristics, this pad has proved very popular with race schools, rallying, and as a rear pad for applications such as touring cars. 97 has the lowest wear of all compounds, typically providing two to three times more life expectancy than competitors. This compound can also dramatically extend disc life. 97 is a medium torque race compound and as a result can provide reduced brake temperatures in situations where poor cooling can result in premature disc failure. 97 has the flattest torque curve of all the Performance Friction compounds. Effective from 167°F and reach 2000°F (75°C, reach 1100°C), 97 uses Performance Friction's unique lubrication package that maintains a minimal transfer layer on the disc to help prevent brake judder and provide excellent release properties, therefore reducing overall drag in the brake system. 97 is extremely easy on the discs with very low wear. 97 is now being used in Bondurant, Derek Daley, Dale Jarrett Driving Adventure, Panoz, Mid Ohio, and Jim Russell racing schools because of its long wear vs. performance vs. control and modulation.

11 Compound
Released in 2001, this compound has increased initial bite and improved modulation. The friction level has been increased for the first two-thirds of the braking event, with flatter torque curve and more linear friction curve compared to 83 and 93. This allows the driver to attack the brake pedal later, reducing the time spent on the brakes. Very smooth release will not over-slow the car, and won't overwhelm the car's set-up. Like 97 compound, 01 has excellent modulation characteristics that improve controllability and driver confidence. 01 uses Performance Friction's unique lubrication package that maintains a minimal transfer layer on the disc to help prevent brake judder and provide excellent release properties, therefore reducing overall drag in the brake system. 01 is extremely easy on the discs with very low wear. Effective from 167°F and reach 2000°F (75°C, reach 1100°C), optimum operating range is between 860°F and 1004°F (460°C and 540°C). **11 COMPOUND REPLACES 01**

03 Compound
03 has higher average torque than 01. There is a slight rise of torque with temperature to handle the most severe conditions. 03 has excellent release for improved modulation. Very easy on discs with wear on par with 01. Requires finesse so as to not upset or overwhelm the car's set-up. (Only available in 7751 shape)

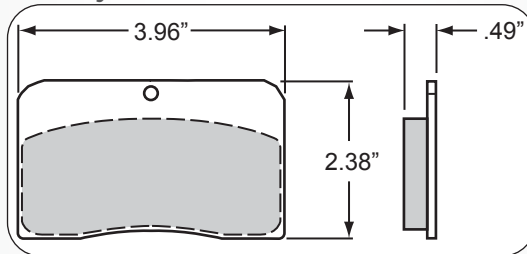
Dynalite Single/BRP 1000 Series



DESCRIPTION	P/N
14 Compound	PFC 7757.14.12.44
97 Compound	PFC 7757.97.12.44
11 Compound	PFC 7757.11.12.44

****All Pads sold in Axle Sets****

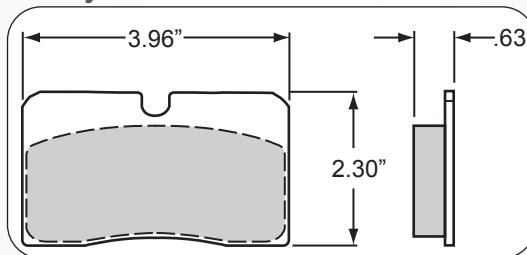
Dynalite II/BRP 2000 Series



DESCRIPTION	P/N
14 Compound	PFC 7752.14.12.44
93 Compound	PFC 7752.93.12.44
97 Compound	PFC 7752.97.12.44
11 Compound	PFC 7752.11.12.44

****All Pads sold in Axle Sets****

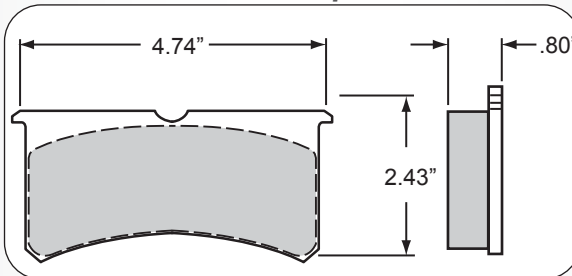
Dynalite IIA/BRP 2800 Series



DESCRIPTION	P/N
14 Compound	PFC 7754.14.16.44
97 Compound	PFC 7754.97.16.44
11 Compound	PFC 7754.11.16.44

****All Pads sold in Axle Sets****

Wilwood Superlite



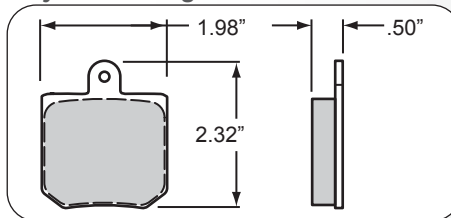
DESCRIPTION	P/N
14 Compound	PFC 7751.14.20.44
97 Compound	PFC 7751.97.20.44
11 Compound	PFC 7751.11.20.44
03 Compound	PFC 7751.03.20.44

****All Pads sold in Axle Sets****

WILWOOD BRAKE PADS



Dynalite Single/BRP 1000 Series



DESCRIPTION	P/N
Polymatrix A	WIL 15A-5733K
Aluminum Rotors	WIL 15Q-6823K

****All Pads sold in Axle Sets****

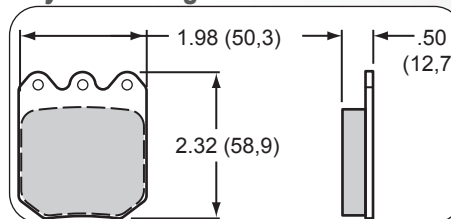
WILWOOD POLYMATRIX A

Wilwood Polymatrix A compound has immediate cold response with the highest friction values at all temperatures. It is for severe duty use on oval tracks and road courses or any other application that requires immediate high response at low temperatures.

It has a long wear rate for severe duty, sustained high temperature braking. It is compatible with all iron, steel, and titanium rotors.

HEAT RANGE: Low to X-High
Cold Torque: X-High
Hot Torque: X-High
Wear Rate: X-Low

Dynalite Single/BRP 1000 Series



DESCRIPTION	P/N
Wilwood BP10	WIL 150-8937K
Wilwood BP 20	WIL 150-9765K
Aluminum Rotor	WIL 15Q-10144K
Polymatrix A	WIL 15A-10142K
Polymatrix B	WIL 15B-9819K

****All Pads sold in Axle Sets****

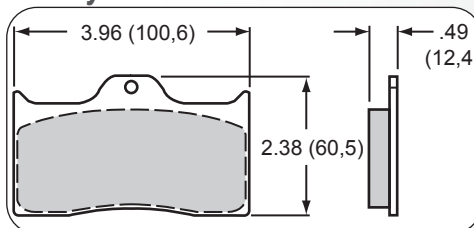
WILWOOD POLYMATRIX B

Wilwood Polymatrix B Compound has a slightly softer initial response with the same high temperature friction as "A" with a steady rise in friction as temperature and pedal pressure increases.

It has long wear for severe duty use on oval tracks and road courses. It also has predictable smooth engagement at all temperatures and pedal pressures. It is compatible with all iron, steel, and titanium rotors.

HEAT RANGE: Low to X-High
Cold Torque: High
Hot Torque: X-High
Wear Rate: X-Low

Dynalite II/BRP 2000 Series



DESCRIPTION	P/N
Wilwood BP10	WIL 150-8850K
Aluminum Rotor	WIL 15Q-6824K
Polymatrix A	WIL 15A-9835K
Polymatrix B	WIL 15B-3991K

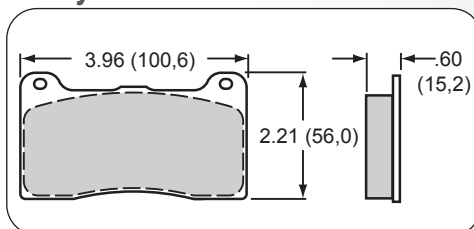
****All Pads sold in Axle Sets****

WILWOOD BP-10

Wilwood BP-10 compound is a severe duty replacement pad with increased friction and temperature range over OE type pad compounds. It is standard equipment in many street performance disc conversion kits. It beds quickly and provides fast response without excessive abrasion on vented rotors.

HEAT RANGE: Low to Med-High
Cold Torque: Medium
Hot Torque: Medium-High
Wear Rate: Medium

Dynalite IIA/BRP 2800 Series



DESCRIPTION	P/N
Wilwood BP10	WIL 150-8946K
Polymatrix A	WIL 15A-7263K
Polymatrix B	WIL 15B-7264K

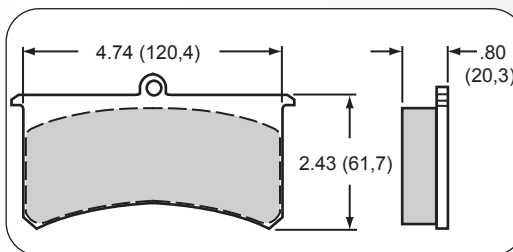
****All Pads sold in Axle Sets****

WILWOOD Q/ALUMINUM ROTORS

Wilwood Q compound is used for disc brake conversions on street rods, muscle cars, custom show cars, and all moderate performance applications where low noise and dust are of primary importance. It is best used for aluminum rotors, and is also compatible with all vented steel rotors.

HEAT RANGE: Low to Medium
Cold Torque: Medium
Hot Torque: Medium
Wear Rate: Low

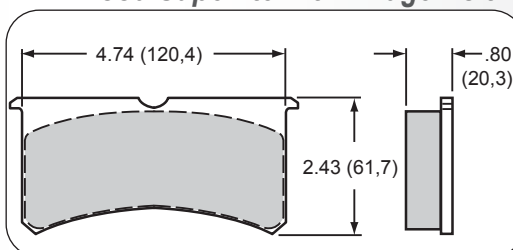
Wilwood Superlite



DESCRIPTION	P/N
Wilwood BP10	WIL 150-8856K
Polymatrix A	WIL 15A-5735K
Polymatrix B	WIL 15B-3992K

****All Pads sold in Axle Sets****

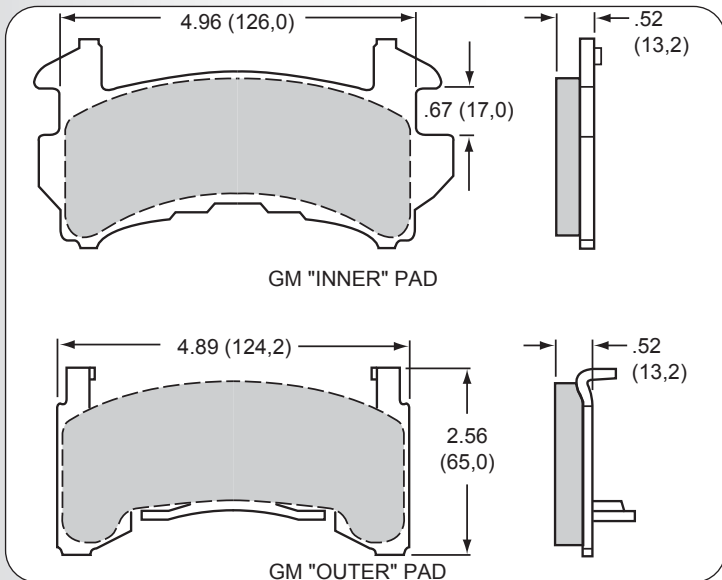
Wilwood Superlite with Bridge Bolt



DESCRIPTION	P/N
Polymatrix A	WIL 15A-5938K
Polymatrix B	WIL 15B-5939K

****All Pads sold in Axle Sets****

G.M. BRAKE PADS



PFC Small G.M. (G.M. III)

DESCRIPTION	P/N
14 Compound	PFC 154.14.14.44
97 Compound	PFC 154.97.14.44
11 Compound	PFC 154.11.14.44

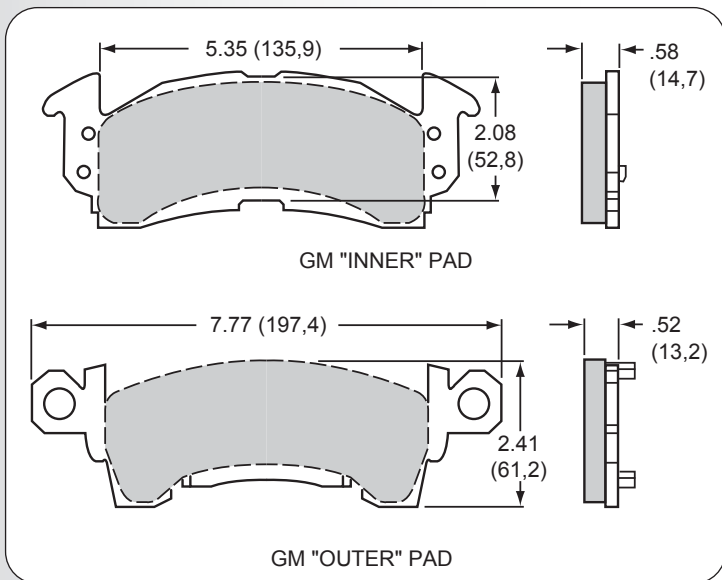
NOTE: 14 COMPOUND REPLACES 81
11 COMPOUND REPLACES 01



Wilwood Small G.M. (G.M. III)

DESCRIPTION	P/N
B Compound	WIL 15B-3998K

All Pads sold in Axle Sets



PFC Large G.M.

DESCRIPTION	P/N
14 Compound	PFC 052.14.14.44
93 Compound	PFC 052.93.14.44
97 Compound	PFC 052.97.14.44
11 Compound	PFC 052.11.14.44

NOTE: 14 COMPOUND REPLACES 81
11 COMPOUND REPLACES 01



Wilwood Large G.M.

DESCRIPTION	P/N
B Compound	WIL 15B-3994K

All Pads sold in Axle Sets

BILLET ALUMINUM BRAKE HATS



BRP 2100

DESCRIPTION	OFFSET	ROTOR MOUNT	P/N
Multi- Pattern Billet 4 Pin Brake Hat (Midget Application) Has bolt pattern of 4 on 4", 4 on 4.25", and 4 on 4.5"	2.25"	8 on 6.210"	BRP 2100
6 on 5" Billet Brake Hat	2.5"	8 on 7.625"	BRP 2107
5 on 5" Billet Brake Hat	2.5"	8 on 7.625"	BRP 2113
6 on 5" Billet Brake Hat	2"	8 on 7.625"	BRP 2105

BRAKE ROTORS



BRP 67



WIL 160-8135



BRP 75



BRP 65W

DESCRIPTION	THICKNESS	O.D.	I.D.	WEIGHT	MATERIAL	BOLT PATTERN	DIRECTION	P/N
Solid Wide 5	.320"	12"		6.00#	steel	8 on 7"	BOTH	BRP 60
Drilled Light Wide 5	.320"	12"		5.12#	steel	8 on 7"	BOTH	BRP 60D
Drilled Extra Light Wide 5	.320"	12"		4.52#	steel	8 on 7"	BOTH	BRP 60DL
Drilled Light - Fits Brake Hat	.320"	12"		4.60#	steel	8 on 7.625"	BOTH	BRP 61D
Drilled - Fits BRP 2100 Billet Hat	.320"	10.25"		3.75#	steel	8 on 6.210"	BOTH	BRP 62D
Drilled Mini Sprint	.320"	10"		5.30#	steel	2" Spline	BOTH	BRP 63
Solid 6 Pin Stand / BRP Front Hubs	.320"	10.87"		5.55#	steel	3 on 5"	BOTH	BRP 65
Drilled Light 6 Pin Stand / BRP Front Hubs	.320"	10.87"		4.80#	steel	3 on 5"	BOTH	BRP 65D
Drilled Extra Light 6 Pin Stand / BRP Front Hubs	.320"	10.87"		4.46#	steel	3 on 5"	BOTH	BRP 65DL
Waved Drilled Light BRP Front Hubs	.320"	10.87"		3.90#	waved steel	3 on 5"	BOTH	BRP 65W
Drilled Light	.320"	12.18"		6.05#	steel	5 bolt	BOTH	BRP 66D
Waved Drilled Light	.320"	12"		3.88#	waved steel	8 on 7"	BOTH	BRP 67
Weld Style Sprint	.375"	11"		2.55#	aluminum	5 bolt	BOTH	BRP 83
Live Axle Sprint Drilled Light	.375"	10.20"		2.05#	aluminum	2" Spline	BOTH	BRP 4301A
Live Axle Sprint Drilled Light	.375"	11"		2.60#	aluminum	2" Spline	BOTH	BRP 4302A
Mini Sprint	.375"	10"		2.34#	aluminum	2" Spline	BOTH	BRP 63A
6 Pin Stand	.375"	10.87"		2.30#	aluminum	3 on 5"	BOTH	BRP 64
GM Wide 5 32 fin	.810"	11.75"		8.35#	steel	8 on 7"	BOTH	BRP 70
Scalloped Straight Vane	.810"	11.75"		5.36#	waved steel	8 on 7"	BOTH	WIL 160-8135
Wide 5 32 fin	.810"	12.18"		9.05#	steel	8 on 7"	BOTH	BRP 71
Wide 5 32 fin - Drilled Light	.810"	12.18"		7.95#	steel	8 on 7"	BOTH	WIL 160-5865
Scalloped Straight Vane	.810"	12.18"		5.96#	waved steel	8 on 7"	BOTH	WIL 160-8136
Wide 5 Curved Vane Right	.810"	12.18"		8.70#	steel	8 on 7"	RIGHT	WIL 160-7103
Wide 5 Curved Vane Left	.810"	12.18"		8.70#	steel	8 on 7"	LEFT	WIL 160-7104
Wide 5 48 fin Left	.810"	11.75"		9.00#	steel	8 on 7"	LEFT	PFC 299.20.0045.01
Wide 5 48 fin Right	.810"	11.75"		9.00#	steel	8 on 7"	RIGHT	PFC 299.20.0045.02
32 fin for Brake Hat	.810"	12.18"		8.85#	steel	8 on 7.625"	BOTH	BRP 72
Vented	.900"	11.75"		9.25"	steel	8 on 7"	BOTH	BRP 91
Vented 32 fin wide 5	1.25"	11.75"		8.75#	steel	8 on 7"	BOTH	BRP 75
Heavy Duty	1.25"	11.75"		12.50#	steel	8 on 7"	BOTH	BRP 75HD
Curved Vane Heavy Duty Cascar Wide 5 Left	1.25"	11.75"		11.55#	steel	8 on 7"	LEFT	BRP 76L
Curved Vane Heavy Duty Cascar Wide 5 Right	1.25"	11.75"		11.55#	steel	8 on 7"	RIGHT	BRP 76R
Scalloped Straight Vane	1.25"	11.75"		5.72#	waved steel	8 on 7"	BOTH	WIL 160-8343
Curved Vane HD Left - uses PFC 7751 series pad	1.25"	11.75"		11.55#	steel	8 on 7"	LEFT	PFC 299.32.0040.01
Curved Vane HD Right - uses PFC 7751 series pad	1.25"	11.75"		11.55#	steel	8 on 7"	RIGHT	PFC 299.32.0040.02
Curved Vane HD Left - uses PFC 052 series pad	1.25"	11.75"		11.55#	steel	8 on 7"	LEFT	PFC 299.32.0045.01
Curved Vane HD Right - uses PFC 052 series pad	1.25"	11.75"		11.55#	steel	8 on 7"	RIGHT	PFC 299.32.0045.02
Curved Vane Heavy Duty Cascar Hat Left	1.25"	12.18"		13.00#	steel	8 on 7.625"	LEFT	BRP 77L
Curved Vane Heavy Duty Cascar Hat Right	1.25"	12.18"		13.00#	steel	8 on 7.625"	RIGHT	BRP 77R
Curved Vane - Lightweight Left	1.25"	11.75"		9.55#	steel	8 on 7"	LEFT	BRP 92L
Curved Vane - Lightweight Right	1.25"	11.75"		9.55#	steel	8 on 7"	RIGHT	BRP 92R
Drilled Light Wide 5	.320"	11.75"		4.75#	steel	8 on 7"	BOTH	BRP 94D
Mod Lite Waved Rotor	.250"	9.875"	2.875"	3.00#	waved steel	4 on 3.820"	BOTH	BRP 8009
Mod Lite Waved Rotor	.250"	9.500"	2.875"	3.00#	waved steel	4 on 3.820"	BOTH	BRP 8010
Mod Lite Waved Rotor	.250"	9.875"	3.56"	2.80#	waved steel	4 on 4.219"	BOTH	BRP 8011
Mod Lite Waved Rotor	.250"	10.50"	3.55"	3.60#	waved steel	4 on 4.219"	BOTH	BRP 8012

ROTOR BOLT KITS

DESCRIPTION	P/N
8 - 5/16" Coarse 12 Point Bolts (large Bearing Hubs for clearance)	BRP 50
8 - 5/16" Coarse Allen Head Bolts (Wide 5 Hubs)	BRP 51
8 - 5/16" Coarse Bolts and Nuts (Brake Hats)	BRP 52
3 - 1/2" Fine X 1" Taper Head Bolts (BRP 821 & BRP 4570)	BRP 53
26 - 5/16" Coarse Bolts (Ford 9" Kit)	BRP 55
8 - Floating Rotor Tee Nuts (package of 8 bolts and 8 tee nuts)	BRP 9386

ALUMINUM BOLT ON CALIPER BRACKETS



Rear Spindle Caliper Mounts

FIG	DESCRIPTION	ROTOR O.D.	OFFSET	RED P/N	BLACK P/N
1	Superlite 3/8" Thick 4 Bolt Rear	12.18"		BRP 1-2	BRP 1-2BK
1	Superlite 1/2" Thick 4 Bolt Rear	12.18"		BRP 1-3	
1	Superlite 1/2" Thick 4 Bolt Rear	11.75"		BRP 1-4	BRP 1-4BK
1	Superlite 4 Bolt	12"		BRP 17	
1	Superlite 4 Bolt offset	12.18"	.375"	BRP 1X375	
1	Superlite 4 Bolt offset	12.18"	.375"	BRP 1Y375	
1	Dynalite II 45 degree	12.18"		BRP 5	
7	8 Bolt Master Bracket- Steel			BRP 6	
7	8 Bolt Master Bracket- Aluminum			BRP 6A	
8	3/8" offset- master to DL II 3/8" rotor	12"		BRP 25	
8	8 Bolt Master to SL II	12.18"		BRP 7	
8	8 Bolt Master to SL II	11.75"		BRP 7-2	
9	8 Bolt Master to DL II	12.18"		BRP 22	
5	Large Bearing NDL/Superlite	12.18"		BRP 2	BRP 2BK

International Front Spindle Mount

FIG	DESCRIPTION	ROTOR O.D.	OFFSET	P/N
3	Dynalite Single (3.75" Mount)	12"		BRP 12
3	Dynalite Single (3.75" Mount)	12.18"	.250"	BRP 12-250



Dirt Modified Asphalt Brake Brackets

DESCRIPTION	P/N
Steel Brake Bracket for .810" X 11 3/4" with 2000 series caliper (uses BRP 4588 spindle only)	BRP 9065
Steel Brake Bracket for .810" X 11 3/4" with 2800 series caliper (uses BRP 9200/9210 spindle only)	BRP 9066
1/2" Thick Aluminum Rotor Adaptor - 3 on 5" to 8 on 7"	BRP 9067

Ford & Large Bearing Caliper Mounts

FIG	DESCRIPTION	ROTOR O.D.	OFFSET	RED P/N	BLACK P/N
4	Dynalite II / 2000 Series	12.18"	---	BRP 8	
4	Dynalite II / 2000 Series	12"	---	BRP 8-1	BRP 8-1BK
4	Dynalite II / 2000 Series	12"	3/16"	BRP 8-1187	
4	Dynalite II / 2000 Series Fits Sway-A-Way Hub	12"	3/8"	BRP 8-1375	
4	Dynalite II / 2000 Series	11"	---	BRP 8-2	
4	Dynalite II / 2000 Series	10.87"	1/4"	BRP 8-2250	BRP 8-2250BK
2	Dynalite Single / 1000 Series- 3.25"	11"	---	BRP 9	
2	Dynalite Single / 1000 Series- 3.25"	11"	1/8"	BRP 9-125	
2	Dynalite Single / 1000 Series- 3.25"	12.18"	--	BRP 10	BRP 10BK
2	Dynalite Single / 1000 Series- 3.25"	12"	---	BRP 11	
2	Dynalite Single / 1000 Series- 3.25"	12"	.375"	BRP 11-375	
3	Dynalite Single / 1000 Series- 3.75"	12.18"	--	BRP 18	BRP 18BK
3	Dynalite Single / 1000 Series- 3.75"	12"	---	BRP 18-1	BRP 18-1BK
3	Dynalite Single / 1000 Series- 3.75"	12"	3/8"	BRP 18-1375	BRP 18-1375BK
3	Dynalite Single / 1000 Series- 3.75"	11"	---	BRP 18-2	
3	Dynalite Single / 1000 Series- 3.75"	11"	1/4"	BRP 18-2250	
3	Dynalite Single / 1000 Series- 3.75"	10.87"	3/8"	BRP 18-2375	BRP 18-2375BK
6	Superlite IIA	12.18"	---	BRP 21	
10	Dynalite Single / 1000 Series- 3.75"				
	Use in place of BRP 18-no threaded holes	12"	---	BRP 19	BRP 19BK
11	3.75" 1000 Series Left Front Mount Ford Spindle (BRP 9200, 9210)	10.87"	---	BRP 26L	BRP 26LBK
11	3.75" 1000 Series Right Front Mount Ford Spindle (BRP 9200, 9210)	10.87"	---	BRP 26R	BRP 26RBK
12	3.75" 1000 Series Front Mount Large Bearing Spindle (BRP 4588 spindle)	12"	---	BRP 27	BRP 27BK
12	2000 Series Left Front Mount Ford Spindle (BRP 9200, 9210)	10.87"	---	BRP 28L	
12	2000 Series Right Front Mount Ford Spindle (BRP 9200, 9210)	10.87"	---	BRP 28R	
2	Brakeman F1 Caliper to BRP 9200, 9210	11.75"	---	BRP 11-100	

Large Bearing Caliper Mounts

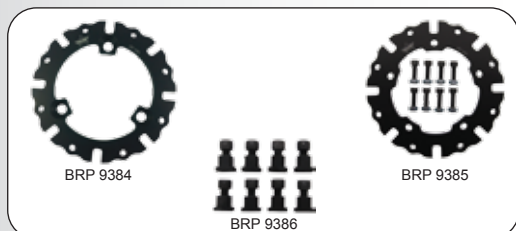
FIG	DESCRIPTION	ROTOR O.D.	OFFSET	RED P/N	BLACK P/N
4	3.75" Dynalite Single/BRP 1000 Series (for use with BRP 9380 hub)	10 7/8"	---		BRP 9390
4	3.75" Dynalite Single/BRP 1000 Series (for use with BRP 9380 hub and 9384 adaptor plate)	12"	---		BRP 9382

BRAKE LINE DEFLECTORS




DESCRIPTION	RED P/N	BLACK P/N
Right front brake line deflector	BRP 42R	BRP 42RBK
Left front brake line deflector	BRP 42L	BRP 42LBK
Front mounted 1000 series caliper brake line deflector	BRP 43	BRP 43BK

ROTOR ADAPTORS / FLOATING ROTORS



DESCRIPTION	P/N
3 Bolt to 8 on 7" Rotor Adaptor for BRP 821 Hub	BRP 813
1/2" Thick 3 Bolt Rotor Adaptor to 8 on 7" (for Asphalt Applications)	BRP 9067
8 on 7" Rotor Adaptor for 3 Bolt Billet Hubs (BRP 9380 / BRP 9384) **CAN ALSO USE TEE NUTS TO FLOAT ROTORS**	BRP 9384
8 on 7" Rotor Adaptor for 5 Bolt Billet Hubs (BRP 9383 / BRP 9401) **CAN ALSO USE TEE NUTS TO FLOAT ROTORS**	BRP 9385
Tee Nuts (sold in package of 8 bolts and 8 nuts)	BRP 9386

CLAMP ON CALIPER BRACKETS



Did You Know...
These Caliper Brackets fit any 3" O.D. Rear End Tube!

DESCRIPTION	RED P/N	BLACK P/N
Clamp on Bracket for BRP 2800/Superlite Caliper for 12.18" Rotor	BRP 45	BRP 45BK
Clamp on Bracket for BRP 2800/Superlite Caliper for 12" Rotor	BRP 46	BRP 46BK
Clamp on Bracket for BRP 2800/Superlite Caliper for 11 3/4" Rotor	BRP 47	BRP 47BK

QUAD LOCK CALIPER BRACKETS



Did You Know...
These Caliper Brackets fit Quad Lock Tubes Only... See page 42 for tubes and 28/29 for Birdcages.

DESCRIPTION	RED P/N	BLACK P/N
Quad Lock Bracket for BRP 2800/Superlite Caliper for 12.18" Rotor	BRP 9034	BRP 9034BK
Quad Lock Bracket for BRP 2800/Superlite Caliper for 12" Rotor	BRP 9038	BRP 9038BK
Quad Lock Bracket for BRP 2800/Superlite Caliper for 11 3/4" Rotor	BRP 9035	BRP 9035BK
Quad Lock Bracket for BRP 2800/Superlite Caliper for 10 7/8" Rotor		BRP 9389

CLAMP ON MASTER BRACKETS



Master Brackets

DESCRIPTION	P/N
Aluminum Master Clamp for 3" Tube (Bolt On)	BRP 544
Steel Left GM Master Bracket (Bolt On)	BRP 548
Steel Right GM Master Bracket (Bolt On)	BRP 547

Master Bracket to Caliper Adaptor Plates

DESCRIPTION	P/N
Superlite/2800 Caliper for 12.18" Rotor	BRP 545
Superlite/2800 Caliper for 12" Rotor	BRP 545-1
Superlite/2800 Caliper for 11 3/4" Rotor	BRP 545-2
Dynalite II/2000 Caliper for 12.18" Rotor	BRP 546
Dynalite II/2000 Caliper for 12" Rotor	BRP 546-1
Dynalite II/2000 Caliper for 11 3/4" Rotor	BRP 546-2



CALIPER BRACKET SPACING GUIDE

*Please Note: This table is just a guide. Some variations in calipers and rotors may cause misalignment, Always double check for proper caliper alignment.**

Rear Calipers- 8 Bolt Rear End

ROTOR WIDTH	ROTOR DIAMETER	ROTOR P/N	CALIPER	BRAKE BRACKET	ALSO REQUIRED
.810" rotor	12.18"	BRP 71	2800 Series	BRP 1-2	2 X 5/16" spacers
.375" rotor	12.18"	BRP 71	2000 Series	BRP 8-1	---
.375" rotor	12"	BRP 60D	2800 Series	BRP 1-2	2 X .800" spacers
.375" rotor	12"	BRP 60D	Superlite/3000	1X150S, 1Y150S	2 X .845" spacers
.375" rotor	12" Waved	BRP 67	2800 Series	BRP 17	2 X .800" spacers
.810" rotor	11 3/4"	PFC 299.20.0045.01	2800 Series	BRP 1-4	2 X 5/16" spacers
.810" rotor	11 3/4"	PFC 299.20.0045.01	Superlite/3000	BRP 1-4	2 X 5/16" spacers

Rear Calipers- Large Bearing Rear End

ROTOR WIDTH	ROTOR DIAMETER	ROTOR P/N	CALIPER	BRAKE BRACKET	ALSO REQUIRED	OPTIONAL CLAMP-ON
.810" rotor	12.18"	BRP 71	2800 Series	BRP 2	2 X 1" spacers	BRP 45
.810" rotor	12.18"	BRP 71	Superlite/3000	BRP 2	2 X .845" spacers	BRP 45
.375" rotor	12"	BRP 60D	2800 Series	BRP 17	---	BRP 46
.375" rotor	12"	BRP 60D	2000 Series	BRP 8-1	2 X 1.50" spacers	BRP 46
.810" rotor	11 3/4"	PFC 299.20.0045.01	2800 Series	BRP 1-4	2 X 1" spacers	BRP 47
.810" rotor	11 3/4"	PFC 299.20.0045.01	Superlite/3000	BRP 1-4	2 X 1" spacers	BRP 47

Front Calipers- Ford Spindle

FRONT SPINDLE	ROTOR WIDTH	ROTOR DIAMETER	ROTOR P/N	HUB P/N	CALIPER	MOUNT LOCATION	BRAKE BRACKET	ROTOR ADAPTOR	ALSO REQUIRED
BRP 9200/9210	3/8"	10 7/8"	BRP 65W/65D	BRP 4570/821	BRC 170-1526	Top Mount	BRP 18-2375	---	---
BRP 9200/9210	3/8"	10 7/8"	BRP 65W/65D	BRP 4570/821	2000 Series	Top Mount	BRP 8-2250	---	---
BRP 9200/9210	3/8"	10 7/8"	BRP 65W/65D	BRP 4570/821	BRC 170-1526	Front Mount	Left- BRP 26L	---	---
BRP 9200/9210	3/8"	10 7/8"	BRP 65W/65D	BRP 4570/821	BRC 170-1526	Front Mount	Right- BRP 26R	---	---
BRP 9200/9210	3/8"	10 7/8"	BRP 65W/65D	BRP 4570/821	2000 Series	Front Mount	Left- BRP 28L	---	---
BRP 9200/9210	3/8"	10 7/8"	BRP 65W/65D	BRP 4570/821	2000 Series	Front Mount	Right- BRP 28R	---	---
BRP 9200/9210	.810"	12 3/16"	BRP 71	BRP 4570/821	2000 Series	Top Mount	BRP 8	BRP 813	2 X .845" spacers
BRP 9200/9210	.810"	113/4"	PFC 299.20.0045.01	BRP 4570/821	2800 Series	Top Mount	BRP 9066	BRP 9067	---

Front Calipers- Large Bearing Spindle

FRONT SPINDLE	ROTOR WIDTH	ROTOR DIAMETER	ROTOR P/N	HUB P/N	CALIPER	MOUNT LOCATION	BRAKE BRACKET	ROTOR ADAPTOR	ALSO REQUIRED
BRP 4588/9215	3/8"	10 7/8"	BRP 65W	BRP 9382	BRC 170-1526	Top Mount	BRP 9390	---	---
BRP 4588/9215	3/8"	12"	BRP 67	BRP 9382	BRC 170-1526	Top Mount	BRP 9392	BRP 9384	---
BRP 4588/9215	3/8"	12"	BRP 67	*SEE BELOW	BRC 170-1526	Top Mount	BRP 19	---	---
BRP 4588/9215	3/8"	12"	BRP 67	*SEE BELOW	2000 Series	Top Mount	BRP 8-1187	---	---
BRP 4588/9215	3/8"	12"	BRP 67	*SEE BELOW	BRC 170-1526	Front Mount	BRP 27	---	---
BRP 4588/9215	.810"	12 3/16"	BRP 71	*SEE BELOW	2000 Series	Top Mount	BRP 8	---	2 X BRP 693
BRP 4588/9215	.810"	11 3/4"	PFC 299.20.0045.01	*SEE BELOW	2000 Series	Top Mount	BRP 9065	---	---

- Used primarily on Asphalt tracks and long tracks.

*Hub Part Numbers - BRP 6203 / BER CTD-NYM-H01 / WIN 3266F (SEE PAGE 51)

NEW PRODUCT

LIGHTWEIGHT CALIPER MOUNT BOLTS



BRP 9136

DESCRIPTION

Lightweight Aluminum Caliper Bolts for Modified Front Spindles (come with 4 sleeves, 4 washers, and 4 aluminum bolts)

P/N

BRP 9136

BRAKE FLUID

Brake Fluid - Bottles

DESCRIPTION	P/N
AP 600 super brake fluid - 16.9 oz bottle (399 degree wet boiling point)	AP 600
Wilwood 570 brake fluid - 12oz bottle (284 degree wet boiling point)	WIL 290-0632
Wilwood EXP 600 brake fluid - 16.9 oz bottle (399 degree wet boiling point)	WIL 290-6209
Castrol SRF Brake Fluid - 1 liter (518 degree wet boiling point)	ALL 78115

Brake Fluid - Cases

DESCRIPTION	P/N
Wilwood 570 brake fluid- case of 24 bottles	WIL 290-0633
Wilwood EXP 600 brake fluid - case of 20 bottles	WIL 290-6210



WIL 290-6209 WIL 290-0632 AP 600 ALL 78115

PRE BENT BRAKE LINES

NEW PRODUCT



DESCRIPTION	P/N
Complete brake line kit with RF brake shut off valve	BRC 190-0415
Complete brake line kit with RF brake shut off valve - 3" driver back	BRC 190-0426
Complete brake line kit with RF brake shut off valve - 2" engine back	BRC 190-0436

** extra shipping charges will apply**

NEW PRODUCT



DESCRIPTION	P/N
Complete brake line kit (no shut off)	BRC 190-0407
Complete brake line kit (no shut off) - 3" driver back	BRC 190-0425
Complete brake line kit (no shut off) - 2" engine back	BRC 190-0435

** extra shipping charges will apply**


BULK STEEL BRAKE LINE



DESCRIPTION	P/N
Bulk 25 foot roll of 3/16" steel brake line	BRP 401
DIY Brake Line Kit for Sportsman/Modified chassis - cut and bend yourself! (can be shipped inexpensively as it comes with 1 roll of brake line)	BRP 407

BRAKES & ACCESSORIES

PROP / RESIDUAL / SHUT OFF VALVES



DESCRIPTION	P/N
Tilton lever style proportioning valve	TIL 90-1000
Wilwood screw type proportioning valve	WIL 260-8419
Brake shut off valve	BRP 402
2 # residual pressure valve (disc brakes) BLUE	WIL 260-1874
10 # residual pressure valve (drum brakes) RED	WIL 260-1876

STEEL BRAIDED BRAKE LINES



AN 3 Straight Both Ends

DESCRIPTION	P/N
15" Long	BRP 403-15
18" Long	BRP 403-18
20" Long	BRP 403-20
24" Long	BRP 403-24
28" Long	BRP 403-28
36" Long	BRP 403-36
48" Long	BRP 403-48
108" Long	BRP 403-108

AN 3 Straight 1 End 90 degree 1 End

DESCRIPTION	P/N
15" Long	BRP 405-15
18" Long	BRP 405-18
24" Long	BRP 405-24

AN 4 Straight Both Ends

DESCRIPTION	P/N
15" Long	BRP 404-15
18" Long	BRP 404-18
20" Long	BRP 404-20
24" Long	BRP 404-24
36" Long	BRP 404-36
48" Long	BRP 404-48

AN 3 Straight Both Ends SEVERE DUTY - BLACK

DESCRIPTION	P/N
24" Long - BLACK	BRP 403-24HD
28" Long - BLACK	BRP 403-28HD

AN 4 Straight 1 End 90 degree 1 End

DESCRIPTION	P/N
18" Long	BRP 406-18
24" Long	BRP 406-24

BRAKE LINE CLAMPS



DESCRIPTION	P/N
Clamp For 2 1/8" Tube - Used to Clamp Brake Line To Front Axle	BRP 9363
Clamp For 1 1/4" Tube	BRP 9365
Clamp For 1 1/2" Tube	BRP 9366
Clamp For 1 5/8" Tube	BRP 9367
Clamp For 1 3/4" Tube	BRP 9368

NOTE: These clamps have a hole in them- you can tie wrap anything to them to tidy up your race car.

DIRT MODIFIED BRAKE PEDALS



DESCRIPTION	P/N
Steel brake pedal for standard cage cars	BRP 411
Steel brake pedal for 3" driver back cars	BRP 411-3
3" driver back brake saddle only	BRP 411E-3
Aluminum brake rod for standard cars with Wilwood/ BRP balance bar	BRP 4340-12
Aluminum brake rod for standard car with BRP new style balance bar	BRP 4340-13
Aluminum brake rod for 3" driver back car with Wilwood/BRP balance bar	BRP 4340-9
Aluminum brake rod for 3" driver back car with BRP new style balance bar	BRP 4340-10

Did You Know...

A standard brake pedal will fit in a driver back car- If more leg room is required! Just use a 12" rod for Wilwood and BRP balance bars, and a 13" rod for new style BRP balance bars!

BRAKE FITTINGS

Caliper Fittings



DESCRIPTION	P/N
AN 3 to 1/8" NPT Straight - Aluminum	XRP 981603
AN 3 to 1/8" NPT Straight - Steel	XRP 481603
AN 4 to 1/8" NPT Straight - Aluminum	XRP 981604
AN 4 to 1/8" NPT Straight - Steel	XRP 481604
AN 3 to 1/8" NPT 45° - Aluminum	XRP 982303
AN 3 to 1/8" NPT 45° - Steel	XRP 482303
AN 4 to 1/8" NPT 45° - Aluminum	XRP 982304
AN 4 to 1/8" NPT 45° - Steel	XRP 482304
AN 3 to 1/8" NPT 90° - Aluminum	XRP 982203
AN 3 to 1/8" NPT 90° - Steel	XRP 482203
AN 4 to 1/8" NPT 90° - Aluminum	XRP 982204
AN 4 to 1/8" NPT 90° - Steel	XRP 482204

GM Steel Caliper Banjo Fittings



DESCRIPTION	P/N
7/16" Banjo to AN 4	XRP 403844
7/16" Banjo to AN 3	USB 7010-0010
3/8" Banjo to AN 4	XRP 403804
3/8" Banjo to AN 3	XRP 403803

GM Steel Caliper Banjo Bolt



DESCRIPTION	P/N
7/16" Banjo Bolt (includes crush washer)	BRP 4702
3/8" Banjo Bolt (does not include washer)	XRP 494313
3/8" Crush Washer Only	BRP 4705
7/16" Crush Washer Only	BRP 4709

Steel Brake Line Nut




DESCRIPTION	P/N
3/16" Brake Line (AN 3)	XRP 481803
1/4" Brake Line (AN 4)	XRP 481804

Plastic Brake Line Clamps



DESCRIPTION	P/N
Plastic 3/16" Brake Line Clamp - QTY 1	LEF 116-5035-1
Plastic 3/16" Brake Line Clamp - QTY 10	LEF 116-5035-10
Plastic 3/16" Brake Line Clamp - QTY 100	LEF 116-5035-100

Master Cylinder Fittings



DESCRIPTION	P/N
3/16" Inverted Flare to AN 3 Male	TIL 73-2089-188
3/8"-24 Male to AN 3 Male	TIL 73-2089-189
AN 3 male to AN 3 Male - LONG	TIL 73-815-3L
3/8"-24 Male to AN 4 Male	TIL 73-2089-251
7/16"-24 Male to AN 4 Male	XRP 402834
3/8"-24 Inverted Flare Male - AN 3 Male	XRP 402703
7/16"-24 Inverted Flare to AN 3 Male	XRP 402803

Brake Bleeder Valves



DESCRIPTION	P/N
Brake Bleeder (sold each)	BRC 220-0063
Brake Bleeder Valve (pack of 4)	BRC 220-0064

Small GM Metric Banjo Fitting



DESCRIPTION	P/N
10mm Banjo to AN 4	USB 7010-0014

Small GM Metric Banjo Bolt



DESCRIPTION	P/N
10mm - 1.50 Banjo	XRP 494603
10mm - 1.25 Banjo	AFC 40247
3/8" Crush Washer	BRP 4705
7/16" Crush Washer	BRP 4709

Steel Brake Line Sleeve



DESCRIPTION	P/N
3/16" Brake Line (AN 3)	XRP 481903
1/4" Brake Line (AN 4)	XRP 481904

Cushioned Tubing Clamps



DESCRIPTION	P/N
3/16" - Package of 10	XRP 810203
1/4" - Package of 10	XRP 810204
3/8" - Package of 10	XRP 810206
1/2" - Package of 5	XRP 810208

Chassis Mounts



DESCRIPTION	P/N
3/8"-24 Inverted Flare to AN 3	XRP 402603
3/8"-24 Inverted Flare to AN 4	XRP 402604

Chassis Mount Clip



DESCRIPTION	P/N
Brake fitting clip (4 per pack)	AFC 40260

used to secure XRP 402603 & XRP 402604

Brake Line Tee



DESCRIPTION	P/N
3/8"-24 Inverted Flare Tee	AFC 40251

GM Steel Calipers



DESCRIPTION	P/N
7/16" to AN 4 90°	AFC 40272

1/8" NPT to 3/8"-24 Inverted Flare



DESCRIPTION	P/N
Straight Fitting	BRP 400H
90° Fitting	USB 7010-0027


Caliper/Master Cylinder Fittings



DESCRIPTION	P/N
10mm-1.5 to AN 4 Steel (includes washer)	XRP 425034
10mm-1.5 to AN 3 Alum (includes washer)	BRP 4711



BALANCE BARS



BRC 310-9085

BRP Constant Bias Balance Bar

DESCRIPTION	P/N
BRP balance bar assembly complete with Wilwood compact master cylinders (1" top front master and 7/8" bottom rear master) - comes with fill lines and reservoirs	BRC 310-9085
BRP balance bar assembly only	BRC 310-9070

Replacement Parts

DESCRIPTION	P/N
Balance Bar Main Body - No Bushings	BRC 310-9071
Push Clevis	BRC 310-9072
Pivot Block With Slotted End	BRC 310-9073
Threaded Adjuster Pin - Detent Not Included	BRC 310-9074
Short Clevis Pin	BRC 310-9075
E-Clips for End of 9075, 9074, 9079	BRC 310-9076
Roller Bearing for Inside Of Pivot Block	BRC 310-9077
Adjuster Knob	BRC 310-9078
Threaded Main Adjuster Shaft	BRC 310-9079
Threaded Bushing / Jam Nut for Master Cylinder Push Rods	BRC 310-9080
Brass Bushing (NOTE- must be replaced at factory)	BRC 310-9081
Detent Plunger	BRC 310-9082



BRC 310-1000

BRP Single Pedal Balance Bar

DESCRIPTION	P/N
BRP single pedal balance bar (master cylinders sold separately)	BRC 310-1000
Replacement adjuster knob	BRC 310-1005



BRC 310-1011

BRP Weld On Balance Bar

DESCRIPTION	P/N
Weld On Tube Only for BRC 310-1011	BRC 310-1010
Weld on balance bar tube assembly	BRC 310-1011




WIL 340-4630

Wilwood Single Pedal Balance Bar

DESCRIPTION	P/N
Wilwood single pedal balance bar assembly (master cylinders sold separately)	WIL 340-4630

SLAVE CYLINDERS



DESCRIPTION	P/N
Pull slave cylinder	BRP 400
Replacement Small O-Ring	NIA 110
Replacement Large O-Ring	NIA 208

MASTER CYLINDERS




Wilwood Compact Master Cylinders

DESCRIPTION	P/N	REBUILD KIT P/N
5/8" compact master cylinder assembly	WIL 260-10371	WIL 260-10513
3/4" compact master cylinder assembly	WIL 260-10372	WIL 260-10514
7/8" compact master cylinder assembly	WIL 260-10374	WIL 260-10516
7/8" compact master cylinder assembly (only 1 reservoir)	WIL 260-10374B	WIL 260-10516
1" compact master cylinder assembly	WIL 260-10375	WIL 260-10517
1" compact master cylinder assembly (only 1 reservoir)	WIL 260-10375B	WIL 260-10517

1/8" NPT Outlet

Assemblies come with 1 reservoir- designed for Dirt modifieds



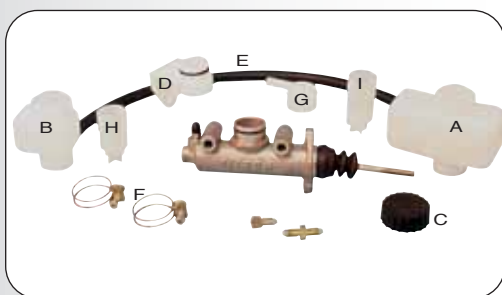
Wilwood Master Cylinders

DESCRIPTION	P/N	REBUILD KIT P/N
5/8" remote master cylinder assembly	WIL 260-3372	
3/4" remote master cylinder assembly	WIL 260-3374	
7/8" remote master cylinder assembly	WIL 260-3376	WIL 260-3882
1" remote master cylinder assembly	WIL 260-3378	WIL 260-3883
1 1/8" remote master cylinder assembly	WIL 260-3380	

3/8" X 24 Outlet

DESCRIPTION	P/N
Replacement Reservoir Cap	WIL 330-4355

Tilton Master Cylinders



DESCRIPTION	P/N	REBUILD KIT P/N
5/8" remote master cylinder assembly	TIL 74-625U	TIL 74-625RK
3/4" remote master cylinder assembly	TIL 74-750U	TIL 74-750RK
7/8" remote master cylinder assembly	TIL 74-875U	TIL 74-875RK
1" remote master cylinder assembly	TIL 74-1000U	TIL 74-1000RK
1 1/8" remote master cylinder assembly	TIL 74-1125U	TIL 74-1125RK

3/8" X 24 Outlet

Replacement Parts

DESCRIPTION	P/N
A- Large reservoir	TIL 74-204
B- Small reservoir	TIL 74-202
C- Replacement reservoir cap	TIL 74-207
D- Remote bracket mount	TIL 74-212
E- Replacement 24" Hose	TIL 74-214
F- Reservoir clamp (sold each)	TIL 74-208
G- Remote master cylinder top	TIL 74-200
H- Small reservoir filter	TIL 74-210
I- Large reservoir filter	TIL 74-211



US Brake Conventional Master Cylinders

DESCRIPTION	P/N	REBUILD KIT P/N
3/4" conventional master cylinder assembly	USB 2011-1512	USB 2011-1512K
7/8" conventional master cylinder assembly	USB 2011-1514	USB 2011-1514K
1" conventional master cylinder assembly	USB 2011-1516	USB 2011-1516K

1/8" NPT Outlet



Wilwood Girling Master Cylinders

DESCRIPTION	P/N
5/8" girling master cylinder assembly	WIL 260-2636
3/4" girling master cylinder assembly	WIL 260-1304

3/8" X 24 Outlet

BRAKE GUAGES AND PANELS



DESCRIPTION	P/N
Brake bias panel with 1 1/2" liquid filled gauges	REB 120-4010

DESCRIPTION	P/N
Quick check brake pressure gauge (screws into bleed screw)	WIL 260-0966

BRAKE / CLUTCH PEDALS



Wilwood Dual Pedal- Triple Master Cylinder

DESCRIPTION	P/N
Dual pedal- triple master cylinder hanging reverse mounted pedal	WIL 340-3342
Dual pedal- triple master cylinder hanging forward mounted pedal	WIL 340-3950

Master Cylinders Not Included- See page 60



Wilwood Single Pedal- Dual Conventional Master

DESCRIPTION	P/N
Single pedal- dual master floor mount brake pedal	WIL 340-1285
Single pedal- dual master cylinder hanging mount brake pedal	WIL 340-1287

Master Cylinders Not Included- See page 60



Wilwood Single Pedal- Dual Master Cylinder

DESCRIPTION	P/N
Single pedal- dual master cylinder long aluminum pedal	WIL 340-5181
Single pedal- dual master cylinder short aluminum pedal	WIL 340-5180

Master Cylinders Not Included- See page 60



Wilwood Single Pedal- Single Master Cylinder

DESCRIPTION	P/N
Single pedal- single master cylinder floor mount clutch pedal	WIL 340-1289
Single pedal- single master cylinder hanging mount clutch pedal	WIL 340-1290

Master Cylinders Not Included- See page 60



Remote Balance Bar Adjuster

DESCRIPTION	P/N
Wilwood balance bar adjuster (complete as shown)	WIL 340-4990

CLAMP ON STEEL BRACKETS



Did You Know...
Clamp On Brackets come with stop bolts included!
These clamp on brackets are made for 3" Tubes.

DESCRIPTION	P/N
Steel Clamp On Bracket for GM Caliper	ALL 42101
Steel Clamp On Bracket for Small GM Caliper	ALL 42103

WELD ON CALIPER BRACKETS



DESCRIPTION	P/N
Weld On Steel Small GM Rear Caliper Mount (3" Tube)	BRP 6122
Weld On Steel GM Rear Caliper Mount (3" Tube)	BRP 6120
Weld On Steel Bracket for BRP 1000 Series Caliper with 12" Rotor (3" Tube)	BRP 9096
Weld On Steel Bracket for BRP 2000 Series Caliper with 11 3/4" Rotor (3" Tube)	BRP 9097
Weld On Steel Bracket for BRP 2800 Series Caliper with 11 3/4" Rotor (3" Tube)	BRP 9098
1/4" Thick Steel Weld On Bracket for Rocket Spindle - 12" Rotor - 1000 Series Caliper with 3.75" Bolt Spacing	BRP 9130

NACA DUCTS & HOSE



Did You Know...
The term "NACA" stands for National Advisory Committee of Aeronautics, which was the precursor to NASA. The NACA duct was originally designed in 1945 for use in military aircrafts.

Single NACA Duct

DESCRIPTION	P/N
Clear single NACA duct (4 1/4"H X 6"D X 10 3/4"W)	BRP 4215
Black single NACA duct (4 1/4"H X 6 1/4"D X 10"W)	BRP 4214



Double NACA Duct

DESCRIPTION	P/N
Clear double NACA duct (4 3/4"H X 9"D X 10 3/4"W)	BRP 4217
Black double NACA duct (4 1/4"H X 9"D X 10 1/2"W)	BRP 4216
Double carbon fibre NACA duct (4 1/2"H X 12"D X 11"W)	BRP 4201

Bumper Mount Air Ducts



DESCRIPTION	P/N
Headlight mount black duct (3 1/4"H X 6 1/4"D X 8 1/2"W)	BRP 4218
Single hose bumper mount duct (5 3/4"H X 5"D X 9 1/2"W)	BRP 4219
Dual hose bumper mount duct (5 1/2"H X 5"D X 9 1/2"W)	BRP 4220
Dual hose angled outlet bumper mount duct (4 1/2"H X 5"D X 11"W)	BRP 4221

Triple NACA Nose Duct

DESCRIPTION	P/N
Triple carbon fibre nose duct (4.25"H X 13"D X 11"W)	BRP 4207



3" Duct Hose

DESCRIPTION	P/N
3" diameter duct hose (sold in 10 foot lengths)	BRP 4225
Replacement aluminum support ring	BRP 4206

INTEGRA RACING SHOCKS

Aluminum "401" Stealth Series Shocks

7" ALUMINUM SHOCK

- 7.0" Travel - 20.25" extended length - 13.25" collapsed length -

DESCRIPTION	COMPRESSION	REBOUND	PISTON	P/N
7" Aluminum FRONT STD 100psi	2C	4R	LINEAR	PCR 310-40170
7" Aluminum RF STD +1C 100psi	3C	4R	LINEAR	PCR 310-40170-PLUS1C
7" Aluminum LF STD +1R 100psi	2C	5R	LINEAR	PCR 310-40170-PLUS1R
7" Aluminum RF MEDIUM 150psi	4C	5.5R	LINEAR	PCR 310-40170-MED
7" Aluminum RF SLICK 15psi	2C	4R	LINEAR	PCR 310-40270RF-SLICK
7" Aluminum BD1 LF 100psi	2C	4R	DIGRESSIVE	PCR 310-40170-LF-BD1
7" Aluminum BD1 RF 100psi	2C	4R	DIGRESSIVE	PCR 310-40170-RF-BD1
7" Aluminum Custom Shock	SPECIFY	SPECIFY	SPECIFY	PCR 310-40170-XX*

* Please specify valving when ordering

Aluminum "401" Stealth Series Coil Kit Part # BRP 9052

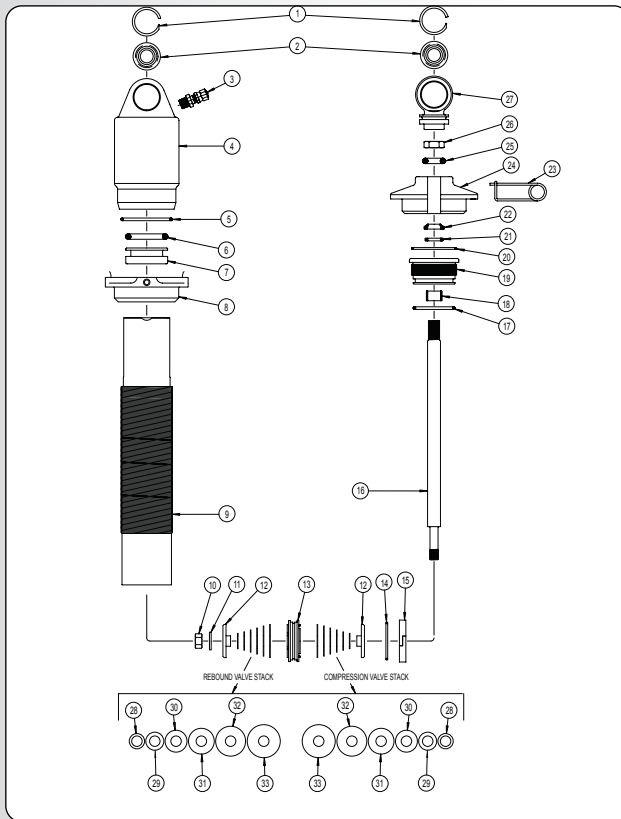
9" ALUMINUM SHOCK

- 9.0" Travel - 24.25" extended length - 15.25" collapsed length -

DESCRIPTION	COMPRESSION	REBOUND	PISTON	P/N
9" Aluminum LR NEW EGYPT 150psi	5.5C	6.5R	LINEAR	PCR 310-40190L-NE
9" Aluminum LR STD 150psi	5.5C	3.5R	LINEAR	PCR 310-40190L
9" Aluminum LR MEDIUM 150psi	5C	4R	LINEAR	PCR 310-40190L-MED
9" Aluminum LR TRACTION 150psi	5C	3R	DIGRESSIVE	PCR 310-40190L-TRACTION
9" Aluminum BD1 LR 125psi	4.5C	4.5R	DIGRESSIVE	PCR 310-40190L-BD1
9" Aluminum LR MED DIG 150psi	5C	4R	DIGRESSIVE	PCR 310-40190L-MED-DIG
9" Aluminum LR RACHEL 150psi	5.5C	3R	DIGRESSIVE	PCR 310-40190L-RACHEL
9" Aluminum RR NEW EGYPT 150psi	6.5C	5.5R	LINEAR	PCR 310-40190R-NE
9" Aluminum RR STD 125psi	4C	5R	LINEAR	PCR 310-40190R
9" Aluminum RR MEDIUM 150psi	5.5C	5R	LINEAR	PCR 310-40190R-MED
9" Aluminum BD1 RR 125psi	4C	4.5R	DIGRESSIVE	PCR 310-40190R-BD1
9" Aluminum RR MED DIG 150psi	5.5C	5R	DIGRESSIVE	PCR 310-40190R-MED-DIG
9" Aluminum RR SLICK 15psi	4C	5R	LINEAR	PCR 310-40290RR-SLICK
9" Aluminum Custom Shock	SPECIFY	SPECIFY	SPECIFY	PCR 310-40190-XX*

* Please specify valving when ordering

Stealth Series Replacement Parts



1	Retaining Ring - Spherical Bearing	PCR 310-30328
2	Spherical Bearing	PCR 310-30327
3	Fill Valve (O ring style)	PCR 310-40TKVL001312
3	Fill Valve (Pipe Thread)	BRT TV
4	End Cap	PCR 310-30301
5	End Cap O-Ring	PCR 310-30212
6	Floating Piston O-Ring	PCR 310-30213
7	Floating Piston	PCR 310-30334
8	Coil Over Adjuster Nut	BRP 9050
9	7" Aluminum Body	PCR 310-30307
9	9" Aluminum Body	PCR 310-30307
10	Piston Nut	PCR 310-30216
11	Piston Washer	PCR 310-30217
12	Travel Limiter	PCR 310-30335
13	LINEAR Piston	PCR 310-30323
13	DIGRESSIVE Piston	PCR 310-30322
14	Piston Band O-Ring	PCR 310-30215
15	Piston Band	PCR 310-30214
16	7" Piston Rod	PCR 310-30317
16	9" Piston Rod	PCR 310-30319
17	Rod Guide Primary O-Ring	PCR 310-30211
18	Rod Guide DU Bearing	PCR 310-30300-1
19	Rod Guide	PCR 310-30300
20	Rod Guide Secondary O-Ring	PCR 310-30210
21	Rod Guide Main Seal (GEN 1)	PCR 310-30209
21	Rod Guide Main Seal (GEN 2)	PCR 310-30281
22	Rod Wiper Seal (GEN 1)	PCR 310-30208
22	Rod Wiper Seal (GEN 2)	PCR 310-30280
23	Coil Over Top Diaper Pin	BRP 631
24	Coil Over Top	BRP 9051
25	Travel Indicator O-Ring	PCR 310-30218
26	Piston Rod Jam Nut	BRP 782A
27	Rod End Housing	PCR 310-30402
28	Constant Shim	PCR 310-MVD594020
29	Valve Disk - .700" O.D. X .010" Shim	PCR 310-MVD7010
30	Valve Disk - .850" O.D. X .010" Shim	PCR 310-MVD85010
31	Valve Disk - 1.00" O.D. X .010" Shim	PCR 310-MVD1010
32	Valve Disk - 1.16" O.D. X .010" Shim	PCR 310-MVD116010
33	Valve Disk - 1.28" O.D. X .010" Shim	PCR 310-MVD128010

INTEGRA RACING SHOCKS

Steel "45" Avenger Series Shocks

7" STEEL SHOCK

- 7.0" Travel - 20.38" extended length - 13.38" collapsed length -

DESCRIPTION	COMPRESSION	REBOUND	PISTON	P/N
7" Steel LF STD 100psi	2C	4R	LINEAR	PCR 310-45170-LF-STD-DRT
7" Steel RF STD 100psi	2C	4R	LINEAR	PCR 310-45170-RF-STD-DRT
7" Steel RF STD +1C 100psi	3C	4R	LINEAR	PCR 310-45170-PLUS1C
7" Steel LF STD +1R 100psi	2C	5R	LINEAR	PCR 310-45170-PLUS1R
7" Steel RF MEDIUM 150psi	4C	5.5R	LINEAR	PCR 310-45170-RF-MED-DRT
7" Steel BD1 LF 100psi	2C	4R	DIGRESSIVE	PCR 310-45170-LF-BD1
7" Steel BD1 RF 100psi	2C	4R	DIGRESSIVE	PCR 310-45170-RF-BD1
7" Steel Custom Shock	SPECIFY	SPECIFY	SPECIFY	PCR 310-45170-XX*

* Please specify valving when ordering

Steel "45" Avenger Series Coil Kit Part # BRP 9056

9" STEEL SHOCK

- 9.0" Travel - 24.5" extended length - 15.5" collapsed length -

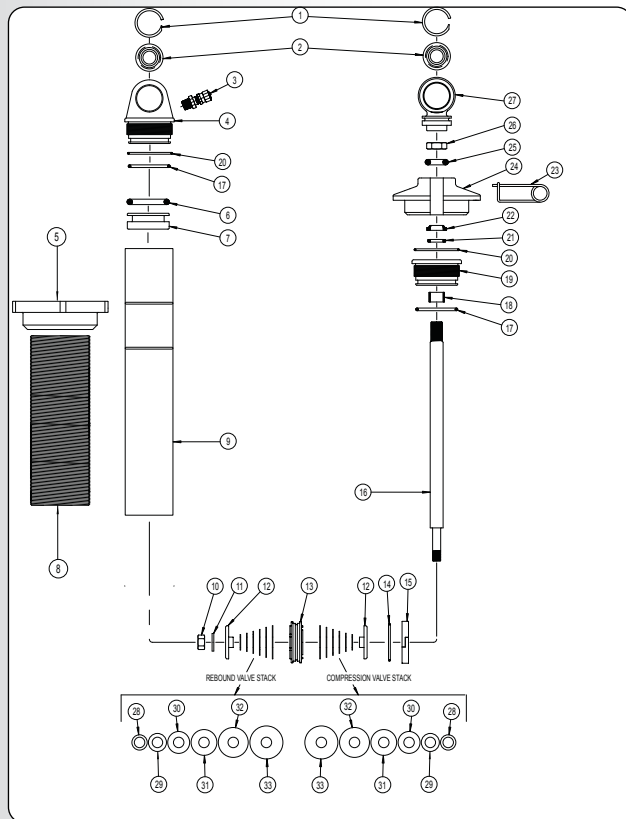
DESCRIPTION	COMPRESSION	REBOUND	PISTON	P/N
9" Steel LR NEW EGYPT 150psi	5.5C	6.5R	LINEAR	PCR 310-45190-LR-NE-DRT
9" Steel LR STD 150psi	5.5C	3.5R	LINEAR	PCR 310-45190-LR-STD-DRT
9" Steel LR MEDIUM 150psi	5C	4R	LINEAR	PCR 310-45190-LR-MED-DIG
9" Steel LR TRACTION 150psi	5C	3R	DIGRESSIVE	PCR 310-45190-LR-TRAC-DT
9" Steel BD1 LR 125psi	4.5C	4.5R	DIGRESSIVE	PCR 310-45190-LR-BD1-DRT
9" Steel LR MED DIG 150psi	5C	4R	DIGRESSIVE	PCR 310-45190L-MED-DIG
9" Steel LR RACHEL 150psi	5.5C	3R	DIGRESSIVE	PCR 310-45190-LR-RACH-DT
9" Steel RR NEW EGYPT 150psi	6.5C	5.5R	LINEAR	PCR 310-45190-RR-NE-DRT
9" Steel RR STD 125psi	4C	5R	LINEAR	PCR 310-45190-RR-STD-DRT
9" Steel RR MEDIUM 150psi	5.5C	5R	LINEAR	PCR 310-45190-RR-MED-DRT
9" Steel BD1 RR 125psi	4C	4.5R	DIGRESSIVE	PCR 310-45190-RR-BD1-DRT
9" Steel RR MED DIG 150psi	5.5C	5R	DIGRESSIVE	PCR 310-45190-RR-MED-DRT
9" Steel Custom Shock	SPECIFY	SPECIFY	SPECIFY	PCR 310-45190-XX

* Please specify valving when ordering



Avenger Series Replacement Parts

See Page 86-90 For Coil Over Kits



1	Retaining Ring - Spherical Bearing	PCR 310-30328
2	Spherical Bearing	PCR 310-30327
3	Fill Valve (O ring style)	PCR 310-40TKVL001312
3	Fill Valve (Pipe Thread)	BRT TV
4	End Cap	PCR 310-45001
5	Coil Over Nut	BRP 602BK
6	Floating Piston O-Ring	PCR 310-30213
7	Floating Piston	PCR 310-30334
8	Coil Over Sleeve	BRP 9042
8	Replacement Snap Ring for Coil Over	BRP 9049
9	7" Steel Body	PCR 310-45017
9	9" Steel Body	PCR 310-45019
10	Piston Nut	PCR 310-30216
11	Piston Washer	PCR 310-30217
12	Travel Limiter	PCR 310-30335
13	LINEAR Piston	PCR 310-30323
13	DIGRESSIVE Piston	PCR 310-30322
14	Piston Band O-Ring	PCR 310-30215
15	Piston Band	PCR 310-30214
16	7" Piston Rod	PCR 310-30317
16	9" Piston Rod	PCR 310-30319
17	Rod Guide Primary O-Ring	PCR 310-30211
18	Rod Guide DU Bearing	PCR 310-30300-1
19	Rod Guide	PCR 310-30226
20	Rod Guide Secondary O-Ring	PCR 310-30210
21	Rod Guide Main Seal (GEN 1)	PCR 310-30209
21	Rod Guide Main Seal (GEN 2)	PCR 310-30281
22	Rod Wiper Seal (GEN 1)	PCR 310-30208
22	Rod Wiper Seal (GEN 2)	PCR 310-30280
23	Coil Over Top Diaper Pin	BRP 631
24	Coil Over Top	BRP 9051
25	Travel Indicator O-Ring	PCR 310-30218
26	Piston Rod Jam Nut	BRP 782A
27	Rod End Housing	PCR 310-30402
28	Constant Shim	PCR 310-MVD594020
29	Valve Disk - .700" O.D. X .010" Shim	PCR 310-MVD7010
30	Valve Disk - .850" O.D. X .010" Shim	PCR 310-MVD85010
31	Valve Disk - 1.00" O.D. X .010" Shim	PCR 310-MVD1010
32	Valve Disk - 1.16" O.D. X .010" Shim	PCR 310-MVD116010
33	Valve Disk - 1.28" O.D. X .010" Shim	PCR 310-MVD128010

FOX RACING SHOCKS



7" ALUMINUM SHOCK WITH BASE VALVE

- 7.3" Travel - 21.9" extended length - 14.6" collapsed length -

DESCRIPTION	COMPRESSION	REBOUND	PISTON	P/N
7" Aluminum shock with base valve	CUSTOM	CUSTOM	LINEAR	FOX 983-90-007-XX*
7" Aluminum shock with base valve	60C	165R	LINEAR	FOX 983-90-007-10
7" Aluminum shock with base valve	60C	200R	LINEAR	FOX 983-90-007-11
7" Aluminum shock with base valve	75C	165R	LINEAR	FOX 983-90-007-12
7" Aluminum shock with base valve	75C	200R	LINEAR	FOX 983-90-007-13
7" Aluminum shock with base valve	65C	190R	DIGRESSIVE	FOX 983-90-007-50
7" Aluminum shock with base valve	75C	165R	DIGRESSIVE	FOX 983-90-007-51

* Please specify valving when ordering

Track 2.0 Aluminum Coil Over Kit part # BRP 9420

9" ALUMINUM SHOCK WITH BASE VALVE

- 9.1" Travel - 25.3" extended length - 16.2" collapsed length -

DESCRIPTION	COMPRESSION	REBOUND	PISTON	P/N
9" Aluminum shock with base valve	CUSTOM	CUSTOM	LINEAR	FOX 983-90-009-XX*
9" Aluminum shock with base valve	75C	200R	LINEAR	FOX 983-90-009-13
9" Aluminum shock with base valve	75C	230R	LINEAR	FOX 983-90-009-14
9" Aluminum shock with base valve	115C	165R	LINEAR	FOX 983-90-009-15
9" Aluminum shock with base valve	115C	200R	LINEAR	FOX 983-90-009-16
9" Aluminum shock with base valve	115C	230R	LINEAR	FOX 983-90-009-18
9" Aluminum shock with base valve	125C	165R	LINEAR	FOX 983-90-009-28
9" Aluminum shock with base valve	145C	145R	DIGRESSIVE	FOX 983-90-009-52
9" Aluminum shock with base valve	100C	200R	DIGRESSIVE	FOX 983-90-009-53

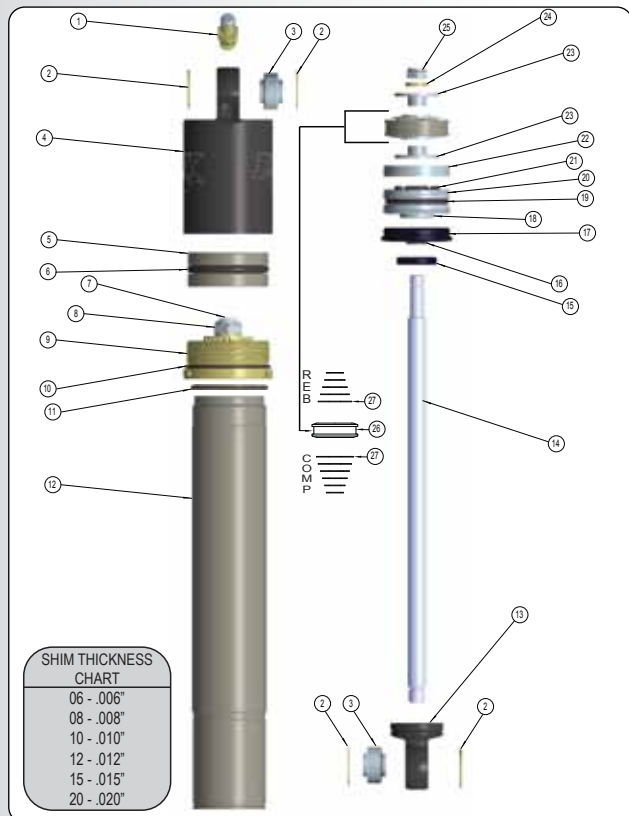
* Please specify valving when ordering

TRACK 2.0 WITH NO BASE VALVE

DESCRIPTION	COMPRESSION	REBOUND	PISTON	P/N
7" Aluminum shock	SPECIFY	SPECIFY	SPECIFY	FOX 983-90-507-XX
9" Aluminum shock	SPECIFY	SPECIFY	SPECIFY	FOX 983-90-509-XX

See Page 86-90 For Coil Over Kits

Aluminum Track Replacement Parts



1	Shraeder Valve (small style)	FOX 010-00-021
1	Shraeder Valve (large style)	FOX 802-00-008
2	Retaining Ring	FOX 038-00-015-A
3	Spherical Bearing	FOX 001-00-025
4	Body Cap - Aluminum Shocks (gas chamber housing)	FOX 206-06-127
5	Divider Piston	FOX 223-00-031
6	Divider Piston O-Ring	FOX 029-00-328
7	Base Valve Bolt (base valve shocks only)	FOX 241-02-086
8	Base Valve Nut (base valve shocks only)	FOX 018-00-002-A
9	Base Valve (base valve shocks only)	FOX 222-01-047
9	Tube Adaptor (non base valve shocks only)	FOX 206-06-128
10	Tube Adaptor / Base Valve O-Ring (O.D. of adaptor)	FOX 029-03-139-A
11	Tube O-Ring (I.D. of adaptor)	FOX 029-03-135-A
12	7" Aluminum Body	FOX 207-14-045
12	9" Aluminum Body	FOX 207-14-061
13	Bearing Housing (Eye End)	FOX 213-01-309
14	7" Shaft for Aluminum Shock	FOX 229-99-102
14	9" Shaft for Aluminum Shock	FOX 229-99-120
15	Travel Indicator	FOX 008-06-001
16	Rod Wiper Seal	FOX 036-02-012-A
17	Rod Wiper Seal Housing	FOX 202-00-041
18	Rod Guide U Cup Seal	FOX 036-01-058
19	Rod Guide O-Ring	FOX 029-03-222-A
20	Rod Guide Housing	FOX 203-00-060
21	Rod Guide Wear Plate (rubber)	FOX 008-00-006
22	Teflon Piston Band	FOX 002-00-000-A
23	Piston Reducer Plate	FOX 050-00-018
24	Piston Backup Plate	FOX 050-01-000-C
25	Piston Nut	FOX 018-00-003-A
26	Linear Piston	FOX 222-07-002-A
26	Digressive Piston	FOX 222-01-249
27	Valve Disk - .075" O.D. X .010" Thick	FOX 041-10-075-A
27	Valve Disk - 0.80" O.D.	FOX 041-XX-080-A
27	Valve Disk - .095" O.D.	FOX 041-XX-095-A
27	Valve Disk - 1.10" O.D.	FOX 041-XX-110-A
27	Valve Disk - 1.35" O.D.	FOX 041-XX-135-A
27	Valve Disk - 1.42" O.D.	FOX 041-XX-142-A
27	Valve Disk - 1.60" O.D.	FOX 041-XX-160-A
XX	SUSTITUTE XX FOR SHIM THICKNESS - 06, 08, 10, 12, 15, 20	

FOX RACING SHOCKS



Steel Track Series 2.0

7" STEEL SHOCK

- 7.1" Travel - 20.1" extended length - 13" collapsed length -

DESCRIPTION	COMPRESSION	REBOUND	PISTON	P/N
7" Steel shock	CUSTOM	CUSTOM	LINEAR	FOX 983-91-507-XX*
7" Steel shock	60C	165R	LINEAR	FOX 983-91-507-10
7" Steel shock	60C	200R	LINEAR	FOX 983-91-507-11
7" Steel shock	75C	165R	LINEAR	FOX 983-91-507-12
7" Steel shock	75C	200R	LINEAR	FOX 983-91-507-13
7" Steel shock	65C	190R	DIGRESSIVE	FOX 983-91-507-50
7" Steel shock	75C	165R	DIGRESSIVE	FOX 983-91-507-51

* Please specify valving when ordering

Track 2.0 Steel Coil Over Kit part # BRP 9418

9" STEEL SHOCK

- 8.8" Travel - 23.4" extended length - 14.6" collapsed length -

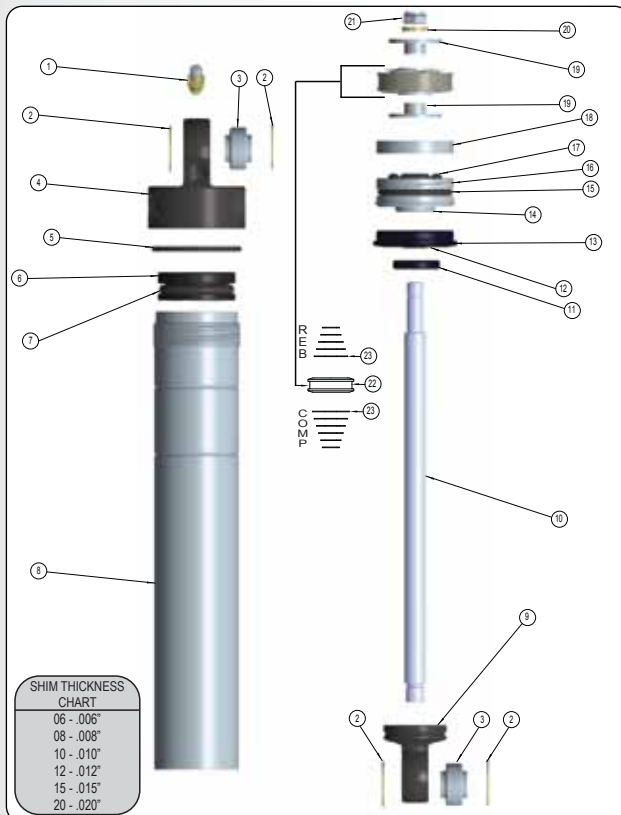
DESCRIPTION	COMPRESSION	REBOUND	PISTON	P/N
9" Steel shock	CUSTOM	CUSTOM	LINEAR	FOX 983-91-509-XX*
9" Steel shock	75C	200R	LINEAR	FOX 983-91-509-13
9" Steel shock	75C	230R	LINEAR	FOX 983-91-509-14
9" Steel shock	115C	165R	LINEAR	FOX 983-91-509-15
9" Steel shock	115C	200R	LINEAR	FOX 983-91-509-16
9" Steel shock	115C	230R	LINEAR	FOX 983-91-509-18
9" Steel shock	125C	165R	LINEAR	FOX 983-91-509-28
9" Steel shock	145C	145R	DIGRESSIVE	FOX 983-91-509-52
9" Steel shock	100C	200R	DIGRESSIVE	FOX 983-91-509-53

* Please specify valving when ordering



Steel Track Replacement Parts

See Page 86-90 For Coil Over Kits



1	Shraeder Valve (small style)	FOX 010-00-021
1	Shraeder Valve (large style)	FOX 802-00-008
2	Retaining Ring	FOX 038-00-015-A
3	Spherical Bearing	FOX 001-00-025
4	Body Cap - Steel Shocks (gas chamber housing)	FOX 206-06-130
5	Divider Piston	FOX 223-00-020
6	Divider Piston O-Ring	FOX 029-00-324
7	Tube O-Ring (I.D. of adaptor)	FOX 029-03-135-A
8	7" Steel Body	FOX 204-18-081
8	9" Steel Body	FOX 204-18-082
9	Bearing Housing (Eye End)	FOX 213-01-309
10	7" Shaft for Steel Shock	FOX 229-99-100
10	9" Shaft for Steel Shock	FOX 229-99-117
11	Travel Indicator	FOX 008-06-001
12	Rod Wiper Seal	FOX 036-02-012-A
13	Rod Wiper Seal Housing	FOX 202-00-041
14	Rod Guide U Cup Seal	FOX 036-01-058
14	Rod Guide O-Ring	FOX 029-03-222-A
15	Rod Guide Housing	FOX 203-00-060
16	Rod Guide Wear Plate (rubber)	FOX 008-00-006
17	Teflon Piston Band	FOX 002-00-000-A
18	Piston Reducer Plate	FOX 050-00-018
19	Piston Backup Plate	FOX 050-01-000-C
20	Piston Nut	FOX 018-00-003-A
21	Linear Piston	FOX 222-07-002-A
22	Digressive Piston	FOX 222-01-249
23	Valve Disk - .075" O.D. X .010" Thick	FOX 041-10-075-A
23	Valve Disk - 0.80" O.D.	FOX 041-XX-080-A
23	Valve Disk - .095" O.D.	FOX 041-XX-095-A
23	Valve Disk - 1.10" O.D.	FOX 041-XX-110-A
23	Valve Disk - 1.35" O.D.	FOX 041-XX-135-A
23	Valve Disk - 1.42" O.D.	FOX 041-XX-142-A
23	Valve Disk - 1.60" O.D.	FOX 041-XX-160-A
XX	SUBSTITUTE XX FOR SHIM THICKNESS - 06, 08, 10, 12, 15, 20	



BGT Series Aluminum Shocks

7" ALUMINUM SHOCK

- 7.0" Travel - 21.75" extended length - 14.75" collapsed length -



BGT Series

DESCRIPTION	P/N
7" Stroke BGT Series Aluminum Shock with Coil Over Kit	BIL BE5-C838-HO-XX**
Base Valve Upgrade for 7" Shock	BIL B4-BOA-0000266

** Please add valving to end of part number when ordering**

Aluminum "BGT" Series Coil Kit Part # BRP 597BK

9" ALUMINUM SHOCK

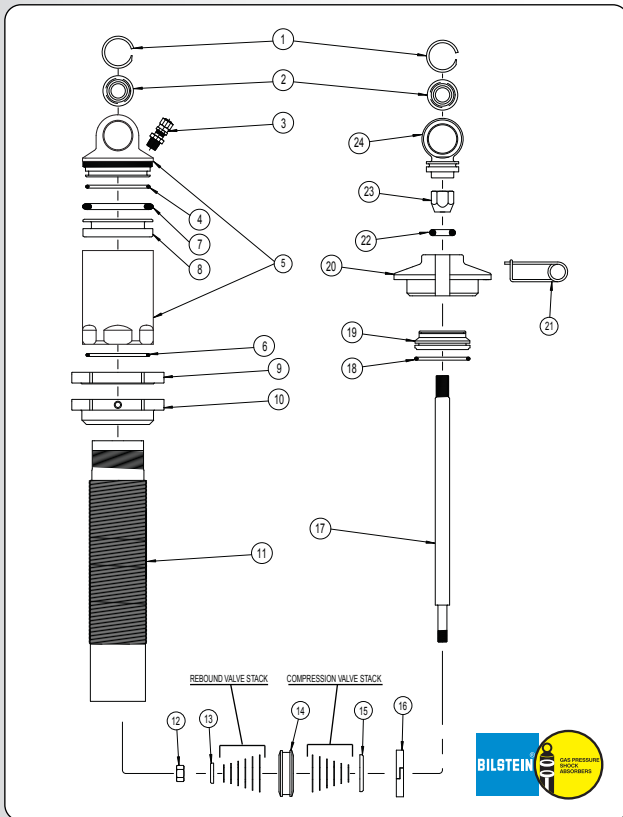
- 9.0" Travel - 25.75" extended length - 16.75" collapsed length -

DESCRIPTION	P/N
9" Stroke BGT Series Aluminum Shock	BIL BE5-C839-HO-XX**
Base Valve Upgrade for 9" Shock	BIL B4-BOA-0000266

** Please add valving to end of part number when ordering**

See Page 86-90 For Coil Over Kits

BGT Series Replacement Parts



1	Retaining Ring	BIL 522930
2	Spherical Bearing	BIL 427601
3A	Schrader Valve Body	PEN IU02
3B	Schrader Valve Core	PEN IU04
3C	Schrader Valve Cap	PEN IU06
4	O-Ring - Lid	BIL 568141
5	Complete End Cap	BIL B4-BOA-0000978
6	O-Ring - End Cap	BIL E4-BOA-0000442
7	O-Ring - Floating Piston - BGT	BIL E4-B60-11
7	O-Ring - Floating Piston - Steel/ASN	BIL 420110
8	Floating Piston - BGT	BIL E4-BOA-0000415
8	Floating Piston - Steel/ASN	BIL 454015
9	Coil Over Jam Nut	BRP 591
10	Coil Over Nut	BRP 590
11	7" BGT threaded body	BIL E4-BOA-0000731
11	9" BGT threaded body	BIL E4-BOA-0000914
12	M8 X 1.0 Metric Nut	BIL 193001
13	Rebound Top Out Plate	BIL E4-SB1-Z039A01
14	Linear Piston	BIL 423171
15	Compression Top Out Plate	BIL B46-22
16	Piston Band	BIL 780046
17	7" Shaft	MFG NEW4
17	9" Shaft	MFG NEW6
18	O-Ring - Rod Guide	BIL 568222
19	Rod Guide (all shocks)	BIL 193119
20	Coil Over Shock Top	BRP 624P
21	Diaper Pin	BRP 632
22	Travel Indicator	BIL 568310
23	Eye End Jam Nut	BIL 515176
24	Eye End	BIL 193287

BILSTEIN ASN SERIES SHOCKS



ASN Series

ASN Series Aluminum Shocks

7" ALUMINUM SHOCK

- 6.9" Travel - 22.23" extended length - 13.35" collapsed length -

DESCRIPTION	P/N
7" Stroke ASN Series Aluminum Shock with Coil Over Kit	BIL B46-ATAL7-XX**

** Please add valving to end of part number when ordering**

Aluminum "ASN" Series Coil Kit Part # BRP 597BK

9" ALUMINUM SHOCK

- 8.6" Travel - 23.60" extended length - 15.08" collapsed length -

DESCRIPTION	P/N
9" Stroke ASN Series Aluminum Shock	BIL B46-ATAL9-XX**

** Please add valving to end of part number when ordering**

See Page 86-90 For Coil Over Kits

Did You Know...

All Bilstein aluminum shocks are custom built, and therefore require greater lead time. Please allow ample time when ordering!

BILSTEIN SNS SERIES SHOCKS



SNS Series

SNS Series Steel Shocks

7" STEEL SHOCK

- 6.7" Travel - 20.08" extended length - 13.50" collapsed length -

DESCRIPTION	P/N
7" Stroke SNS Series Steel Shock (no coil kit)	BIL B46-LTA7S-XX**

** Please add valving to end of part number when ordering**

Steel "SNS" Series Coil Kit Part # BRP 614-7BK

9" STEEL SHOCK

- 8.5" Travel - 23.44" extended length - 15.16" collapsed length -

DESCRIPTION	P/N
9" Stroke SNS Series Steel Shock	BIL B46-LTA7S-XX**

** Please add valving to end of part number when ordering**

See Page 86-90 For Coil Over Kits



BILSTEIN STEEL BODY SHOCKS



Replacement Snap Ring
BIL 522880

SL Series Steel Shocks

7" STEEL SHOCK

- 6.9" Travel - 20.00" extended length - 13.14" collapsed length -

9" STEEL SHOCK

- 8.5" Travel - 23.44" extended length - 14.94" collapsed length -

Standard to Semi-Slick Conditions

DESCRIPTION		P/N
LF	7" 162/55	BIL B46-0210C
RF	7" 208/55	BIL B46-0210-208/55
LR	9" 162/120	BIL B46-0207-162/120
RR	9" 230/72	BIL B46-0207-230/72

Fast, Tacky, Hooked Up Conditions

DESCRIPTION		P/N
LF	7" 162/55	BIL B46-0210C
RF	7" 230/100	BIL B46-0210-230/100
LR	9" 230/120	BIL B46-0207-230/120
RR	9" 270/120	BIL B46-0207-270/120

Smooth/Glass Slick Conditions

DESCRIPTION		P/N
LF	7" 130/55	BIL B46-0210-130/55
RF	7" 130/55	BIL B46-0210-130/55
LR	9" 162/72	BIL B46-0207-162/72
RR	9" 230/55	BIL B46-0207-230/55

Asphalt Package

DESCRIPTION		P/N
LF	7" 300/78	BIL B46-0210-300/78
RF	7" 270/78	BIL B46-0210-270/78
LR	9" 230/78	BIL B46-0207A
RR	9" 208/90	BIL B46-0207-208/90

** Please Note- The above packages are guide lines. These packages can be mixed and matched for differing track conditions.**

BILSTEIN PARTS

DESCRIPTION	P/N
Replacement Bilstein Coil Over Snap Ring	BIL 522880
Shock Eye Reducer Bushing (reduces 15MM to 1/2")	BIL 423435

Did You Know...

Custom valved shocks are also available. Just ask your salesman for more details.



BIL 423435

Other Valvings Available:

9" Stroke

- 8.5" Travel -
- 23.44" extended length - 14.94" collapsed length -

VALVING	P/N	VALVING	P/N
270/120	BIL B46-0207-270/120	208/90	BIL B46-0207-208/90
270/78	BIL B46-0207-270/78	208/72	BIL B46-0207B
230/120	BIL B46-0207-230/120	162/120	BIL B46-0207-162/120
230/90	BIL B46-0207-230/90	162/100	BIL B46-0207-162/100
230/78	BIL B46-0207A	162/90	BIL B46-0207-162/90
230/72	BIL B46-0207-230/72	162/72	BIL B46-0207-162/72
230/55	BIL B46-0207-230/55	162/55	BIL B46-0207C
225/100	BIL B46-0207-225/100	50/30*	BIL S9Z-5030
220/90	BIL B46-0207-220/90	60/10*	BIL S9Z-6010
208/100	BIL B46-0207-208/100	50/50*	BIL S9Z-5050

*Indicates Digressive Valving

7" Stroke

- 6.9" Travel -
- 20.00" extended length - 13.14" collapsed length -

VALVING	P/N
300/78	BIL B46-0210-300/78
270/78	BIL B46-0210-270/78
230/100	BIL B46-0210-230/100
208/72	BIL B46-0210B
208/55	BIL B46-0210-208/55
162/72	BIL B46-0210-162/72
162/55	BIL B46-0210C
130/55	BIL B46-0210-130/55

BILSTEIN SMALL BODY SHOCKS



6" Stroke

- 5.49" Travel -
- 17.56" extended length - 12.07" collapsed length -

VALVING REB/COMP	P/N
1/3	BIL S6G1030
2/2	BIL S6G2020
2/4	BIL S6G2040
3/1	BIL S6G3010
3/3	BIL S6G3030
3/5	BIL S6G3050
3/6	BIL S6G3060
3.5/3.5	BIL S6G3535
4/2	BIL S6G4020
4.5/4.5	BIL S6G4545
5.5/5.5	BIL S6G5555
6/2	BIL S6G6020



7" Stroke

- 6.87" Travel -
- 20.49" extended length - 13.62" collapsed length -

VALVING REB/COMP	P/N
1/9	BIL S7G1090
2/2	BIL S7G2020
2/4	BIL S7G2040
3/1	BIL S7G3010
3/3	BIL S7G3030
3/5	BIL S7G3050
3.5/3.5	BIL S7G3535
4/2	BIL S7G4020
4/4	BIL S7G4040
4.5/4.5	BIL S7G4545
5/1	BIL S7G5010
5.5/5.5	BIL S7G5555
6/2	BIL S7G6020
6/3.5	BIL S7G6035
6.5/6.5	BIL S7G6565
7/3.5	BIL S7G7035
8/3.5	BIL S7G8035
9/1	BIL S7G9010

****See Page 86-90 For Coil Over Kits****



DESCRIPTION	P/N
Replacement rod end for Bilstein small body shock (sold each)	BIL 193252
Replacement Snap Ring	BIL 2522870

SMALL BODY STEEL SHOCKS

AFCO Small Body Steel Shocks



5" Stroke

- 5.00" Travel -
- 15.28" extended length - 10.28" collapsed length -

VALVING REB/COMP	P/N
1/1	AFC 1551
2.5/2.5	AFC 1552.5
3/3	AFC 1553
4/4	AFC 1554

6" Stroke

- 6.00" Travel -
- 17.45" extended length - 11.45" collapsed length -

VALVING REB/COMP	P/N
1/1	AFC 1561
1.5/1.5	AFC 1561.5
2/2	AFC 1562
2.5/2.5	AFC 1562.5
3/3	AFC 1563
3/1	AFC 1563-1
4/4	AFC 1564

****See Page 86-90 For Coil Over Kits****



DESCRIPTION	P/N
Replacement Diaper Pin	AFC 10157-1

PRO Small Body Steel Shocks



5" Stroke

- 4.72" Travel -
- 15.07" extended length - 10.35" collapsed length -

VALVING REB/COMP	P/N
100/100	PRO SB51
125/125	PRO SB52
155/155	PRO SB53
100/155	PRO SB531

*Note- Also requires 2 rod ends sold separately**

6" Stroke

- 5.72" Travel -
- 17.07" extended length - 11.35" collapsed length -

VALVING REB/COMP	P/N
125/125	PRO SB62
210/125	PRO SB624
155/155	PRO SB63
100/155	PRO SB631
210/210	PRO SB64

*Note- Also requires 2 rod ends sold separately**

DESCRIPTION	P/N
Replacement Shock End	PRO B275

OEM STEEL SHOCKS CONTINUED



AFCO Street Stock Shocks



FIG	APPLICATION	DESCRIPTION	EXTENDED LENGTH	COMP. LENGTH	VALVING	P/N
1	GM Full Size & Mid Size '70-'81 Camaro & Firebird Ford Full & Mid Size, Merc, Montego & Cougar.	Ex-Heavy	15 1/2"	10 1/2"	7 (50/50)	AFC 1020
		Heavy	15 1/2"	10 1/2"	6 (50/50)	AFC 1021
		Ex-Heavy/Medium	15 1/2"	10 1/2"	7/4 (80/20)	AFC 1022

FIG	APPLICATION	DESCRIPTION	EXTENDED LENGTH	COMP. LENGTH	VALVING	P/N
2	GM Full & Mid Size Malibu Chevelle, Monte Carlo, GTO Cutlass, Grand Prix, Regal, Tempest, Skylark, Nova	Medium	21"	13"	5 (50/50)	AFC 1030
		Heavy	21"	13"	6 (50/50)	AFC 1031

FIG	APPLICATION	DESCRIPTION	EXTENDED LENGTH	COMP. LENGTH	VALVING	P/N
3	All '70-'81 Camaro/Firebird	Medium	22 1/2"	14 1/2"	5 (50/50)	AFC 1032
		Heavy	22 1/2"	14 1/2"	6 (50/50)	AFC 1033
	GM Intermediate Rear	Soft/Heavy	21"	13"	3/5 (40/60)	AFC 1035
	Camaro '70-'81 Rear	Soft/Heavy	22 1/2"	14 1/2"	3/5 (40/60)	AFC 1034

Did You Know...

Afco stock mount shocks are designed to be OEM replacement shocks for your race car!



PRO "SS" Series Street Stock Shocks

DESCRIPTION	P/N
Front GM full & mid-size, '70-'81 Camaro/Firebird, Front Ford full & mid size, Mercury and Cougar	PRO SS100
Same as PRO SS100 but is adjustable	PRO SS100A
Rear '70-'81 Camaro & Firebird	PRO SS200
Same as PRO SS200 but is adjustable	PRO SS200A
Rear GM full and mid-size Chevelle, Monte Carlo, Cutlass, Grand Prix, GTO, Tempest, Regal and Skylark	PRO SS201
Same as PRO SS201 but is adjustable	PRO SS201A
Front '74-'78 Mustang II and '71-'80 Pinto	PRO SS300
Rear Mustang and Ford Full size	PRO SS400
Rear '71-'80 Pinto	PRO SS401
Rear '75-'78 Mustang II	PRO SS402

These specially designed shocks are made to replace the stock OEM units in the original mounting locations. The "SS" series have extra heavy damping designed for the rigors of street stock racing. There are 7 designs available and we stock them all!

PRO "WB" SERIES SHOCKS



7" Stroke

- 7.00" Travel -
- 19.50" extended length - 12.50" collapsed length -

VALVING REB/COMP	P/N
210/210	PRO WB74
210/315	PRO WB746
260/260	PRO WB75
260/155	PRO WB753
315/315	PRO WB76
315/155	PRO WB763
370/370	PRO WB77
370/480	PRO WB78
600/65	PRO WB791

9" Stroke

- 9.00" Travel -
- 23.50" extended length - 14.50" collapsed length -

VALVING REB/COMP	P/N
260/155	PRO WB935
210/210	PRO WB94
210/350	PRO WB946
260/260	PRO WB95
260/155	PRO WB953
315/315	PRO WB96
370/370	PRO WB97

Pro WB Series Coil Kit Part # BRP 616-7BK

"WB" series shocks are an inexpensive welded bearing painted shock designed especially coil-over / non-coil over applications. (Can be used as a coil-over shock or can be run up side down to save on unsprung weight). The "WB" series are offered in 7" and 9" strokes.

Call for PRO PGA and PGAC series shocks

PRO STEEL TAKE APART SHOCKS



7" Stroke

- 7.00" Travel -
- 19.50" extended length - 12.50" collapsed length -

VALVING COMP/REB	P/N
155/155	PRO TA7300
210/210	PRO TA7400
210/315	PRO TA7460
260/260	PRO TA7500
260/155	PRO TA7530
315/315	PRO TA7600
315/155	PRO TA7630
370/370	PRO TA7700
370/480	PRO TA7800
600/65	PRO TA7910

9" Stroke

- 9.00" Travel -
- 23.50" extended length - 14.50" collapsed length -

VALVING COMP/REB	P/N
155/155	PRO TA9300
155/480	PRO TA9380
210/210	PRO TA9400
260/260	PRO TA9500
260/155	PRO TA9530
260/350	PRO TA9560
315/315	PRO TA9600
370/370	PRO TA9700
370/480	PRO TA9800



DESCRIPTION	P/N
Replacement Shock End	PRO B200

****See Page 86-90 For Coil Over Kits****

SHOCKS & ACCESSORIES

SHOCK OIL

INTEGRA SHOCK OIL

DESCRIPTION	P/N
Integra Shock Oil standard 3 weight (1 quart)	PCR 310-30900-1
Integra Shock Oil standard 3 weight (1 gallon)	PCR 310-30902
Integra Shock Oil Lightweight 0 weight (1 gallon)	PCR 310-30902-LW

FOX SHOCK OIL

DESCRIPTION	P/N
Fox Shock Oil	FOX 803-11-001

BILSTEIN SHOCK OIL

DESCRIPTION	P/N
Bilstein Shock Oil (Good for steel and aluminum shocks)	BIL 193031

PENSKE SHOCK OIL

DESCRIPTION	P/N
Penske Shock Oil 2.5 weight (1 quart bottle)	PEN AC-OIL25Q
Penske Shock Oil 5 weight (1 quart bottle)	PEN AC-OIL50Q



SHOCK INFLATION UNIT



DESCRIPTION	P/N
Complete inflation unit	PEN TL-COMPUNIT
Replacement T handle valve only	PEN IU08
Replacement gauge only	PEN IU16
Lightweight shock inflation unit	BRT SG

PENSKE BUMP RUBBERS



DESCRIPTION	P/N
28 gram bump rubber (RED)	PEN BR28
32 gram bump rubber (WHITE)	PEN BR32
38 gram bump rubber (BLACK)	PEN BR38

ACCESSORIES



DESCRIPTION	P/N
Spanner Wrench	PRO Z902
Hair Pin Clip	BRP 632
Large Diaper Pin Clip - 2 1/2" Overall Length	BRP 631
Small Diaper Pin Clip - 1 3/4" Overall Length	AFC 10157-1
Tie Rod Shock Adaptor	BRP 671
Coil Spring Wear Plate (goes between adjuster nut and coil spring)	BRP 633

SHOCK COVERS



KIR 00041

Kirkey Shock Covers - Sold In Pairs

DESCRIPTION	P/N
Black Shock Cover	KIR 00041



PCR 310-30650

NEW PRODUCT

Integra Shock Cover - Sold In Pairs

DESCRIPTION	P/N
10" - 12" Velcro Shock Cover	PCR 310-30650

NOTE: SHOCK SOLD SEPERATELY

3/4" SMALL JACK BOLTS

NEW PRODUCT



BRP 9230

DESCRIPTION	P/N
3/4" F X 4" Steel Jack Bolt Assembly	BRP 9230
3/4" F X 6" Steel Jack Bolt Assembly	BRP 9231
3/4" F X 8" Steel Jack Bolt Assembly	BRP 9232
Replacement Aluminum Shock Mount Clevis - Red Anodized	BRP 9233
Replacement Aluminum Shock Mount Clevis - Black Anodized	BRP 9233BK
2 1/8" Long X 1" O.D. Steel Weld On Sleeve - (3/4" F Threads)	BRP 9234
Replacement 4" Steel Jack Bolt	BRP 9235
Replacement 6" Steel Jack Bolt	BRP 9236
Replacement 8" Steel Jack Bolt	BRP 9237
Replacement Bolt For Attaching Clevis To Jack Bolt (3/8" X 3/4" shoulder)	BOL 060755C

COIL OVER SHOCK MOUNTS

NEW PRODUCT




BRP 9061

DESCRIPTION	P/N RED	P/N BLACK
Coil Over Shock Mount Assembly	BRP 9061	BRP 9061BK

See 3/4" Small Jack Bolts For Replacement Parts

DOUBLE SHEAR LOWER SHOCK MOUNTS



BRP 9079

BRP 9079BK

BRP 9080

BRP 9080BK

DESCRIPTION	P/N RED	P/N BLACK
Left rear double shear lower shock mount - STD BIRDCAGE	BRP 9079	BRP 9079BK
Right rear double shear lower shock mount - STD BIRDCAGE	BRP 9080	BRP 9080BK
Left rear double shear lower shock mount - ADJUSTABLE BIRDCAGE		BRP 9399L
Right rear double shear lower shock mount - ADJUSTABLE BIRDCAGE		BRP 9399R

SHOCK SLIDERS

1 Piece Aluminum Slider




DESCRIPTION	RED P/N	BLACK P/N
1 1/2" Right Front Shock Slider	BRP 280R	BRP 280RBK
1 1/2" Left Front Shock Slider	BRP 280L	BRP 280LBK
Replacement Bolt Assembly for BRP 280R / BRP 280L	BRP 282	
Optional Screw in Stud For BRP 280R / BRP 280L	BRP 4288	
1 1/2" Right Front Slider With 1 Piece Stud	BRP 9143R	BRP 9143RBK
1 1/2" Left Front Slider With 1 Piece Stud	BRP 9143L	BRP 9143LBK

Shock Slider Safety Collars

DESCRIPTION	RED P/N	BLACK P/N
1 1/2" shock slider safety lock collar (sold in pack of 2)	BRP 9047	BRP 9047BK

2 Piece Aluminum Slider



DESCRIPTION	RED P/N	BLACK P/N
2 Piece Aluminum Slider For 1" Tubing	BRP 287	
2 Piece Aluminum Slider For 1 1/4" Tubing	BRP 284	BRP 284BK
2 Piece Aluminum Slider For 1 1/4" Tubing with redesigned stud (for faster disassembly)	BRP 4289	BRP 4289BK
2 Piece Aluminum Slider For 1 1/2" Tubing	BRP 286	BRP 286BK
2 Piece Aluminum Slider For 1 3/4" Tubing	BRP 288	

Heavy Duty 2 Piece Slider




DESCRIPTION	RED P/N	BLACK P/N
1 1/4" Heavy Duty Slider	BRP 9060	BRP 9060BK

Steel One Piece Slider



DESCRIPTION	P/N
1 1/2" Steel Slider - Gold Zinc Plated	BRP 281

Steel 2 Piece Slider



DESCRIPTION	P/N
1" Steel Slider - Gold Zinc Plated	BRP 287
1 1/4" Steel Slider - Gold Zinc Plated	BRP 283

2 Piece Aluminum Slider



DESCRIPTION	RED P/N	BLACK P/N
1" Slider - Red Anodized (1/2" Bolt)	BRP 4180	BRP 4180BK
1" Extended Slider - Red Anodized (1/2" Bolt)	BRP 4181	BRP 4181BK
1" Slider - Red Anodized (3/8" Bolt)	BRP 4173	BRP 4173BK

COIL OVER WEDGE BOLTS

Aluminum Shaft Coil Over Wedge Bolts



DESCRIPTION	P/N
4" Aluminum Wedge Bolt Assembly - 1 1/8" F Thread	BRP 6139
4" Aluminum Wedge Bolt Only - 1 1/8" F Thread	BRP 6135
6" Aluminum Wedge Bolt Assembly - 1 1/8" F Thread	BRP 6142
6" Aluminum Wedge Bolt Only - 1 1/8" F Thread	BRP 6136
Replacement Aluminum Shock Mount Only	BRP 6141A

Steel Shaft Coil Over Wedge Bolts

DESCRIPTION	P/N
6" Steel Wedge Bolt Assembly - 1 1/8" F Thread	BRP 6142S
6" Steel Wedge Bolt Only - 1 1/8" F Thread	BRP 6145
Replacement Aluminum Shock Mount Only	BRP 6141A


STEEL WELD ON NUTS



BRP 5150

DESCRIPTION	P/N
Steel Weld On Nut - 1 1/8" Thread	BRP 5150

UNIVERSAL SHOCK MOUNTS



AFC 20139

AFC 20137

AFC 20138

DESCRIPTION	P/N
Universal Shock Mount	AFC 20137
Universal Roll Cage Mount	AFC 20139
Universal Lower Arm Mount for Round Tubing	AFC 20138

HYDRAULIC WEIGHT JACK ASSEMBLIES



BRP 635

Did You Know...

All weight jack assemblies come pre-bled, tested and ready to install!! It allows driver adjustment from inside the cockpit while he races.

7/8" Stroke Weight Jack

DESCRIPTION	P/N
7/8" Stroke Weight Jack Assembly (fits threaded and smooth body 2" diameter shocks)	BRP 635
Replacement Coil Ram	BRP 636
Replacement Pump Assembly	BRP 637
Replacement Washer for Coil Over Kit	BRP 638
Replacement Washer for Threaded Body Shocks	BRP 638T
Replacement Knob and Shaft for Pump Assembly	BRP 639
Replacement Steel Braided Hose	BRP 403-108
Replacement O-Ring Kit (package of 5)	BRP 640
Adaptor Kit for 2 1/4" Spring	BRP 634













BRP 635-1

2 1/2" Stroke Weight Jack

DESCRIPTION	P/N
2 1/2" Stroke Weight Jack Assembly (fits threaded and smooth body 2" diameter shocks)	BRP 635-1
Replacement Coil Ram	BRP 636-1
Replacement Pump Assembly	BRP 637-1
Replacement Washer for Coil Over Kit	BRP 638
Replacement Washer for Threaded Body Shocks	BRP 638T
Replacement Knob and Shaft for Pump Assembly	BRP 639
Replacement Steel Braided Hose	BRP 403-108
Replacement O-Ring Kit (package of 5)	BRP 640
Adaptor Kit for 2 1/4" Spring	BRP 634












COIL OVER KITS

COIL OVER KITS

KIT PART NUMBER	DESCRIPTION	KIT COMPONENTS	KIT COMPONENTS
BRP 666	AFCO Aluminum Threaded Body Shocks (M2, T2, 13T Series Shocks) -Tall Taper Slotted Top - Fits 2 1/2" Spring	 Red Anodized	BRP 666 - Slotted Top BRP 667- Coil Nut AFC 10243- Snap Ring
BRP 665BK	AFCO Aluminum Threaded Body Shocks (M2, T2, 13T Series Shocks) -Tall Taper Slotted Top - Fits 2 1/2" Spring	 Black Anodized	BRP 666BK - Slotted Top BRP 667BK- Coil Nut AFC 10243- Snap Ring
BRP 665BL	AFCO Aluminum Threaded Body Shocks (M2, T2, 13T Series Shocks) -Tall Taper Slotted Top - Fits 2 1/2" Spring	 Blue Anodized	BRP 666BL - Slotted Top BRP 667BL- Coil Nut AFC 10243- Snap Ring
BRP 643	AFCO Small Body Steel and Aluminum Shocks (15 and 16 Series Shocks) -Tall Taper Slotted Top, 4" Sleeve - Fits 1 7/8" Spring	 Red Anodized	BRP 642- Slotted Top BRP 641- 4" Sleeve → SLEEVE I.D. 1.675" BRP 647- Coil Nut AFC 10157-1- Diaper Pin BRP 645- Snap Ring
AFC 20123	AFCO Small Threaded Body Aluminum (16 series aluminum) -Short Taper Slotted Top - Fits 1 7/8" Spring	 Blue Anodized	AFC 10157-1- Diaper Pin AFC 20129- Slotted Top AFC 20148- Coil Nut AFC 10243 - Snap Ring
BRP 615	AFCO 2" Steel Body Shocks (10 series) -5" Sleeve -Short Taper Slotted Top - Fits 2 1/2" Spring	 Red Anodized	BRP 599- Snap ring BRP 618- Slotted Top BRP 600A- 5" Sleeve → SLEEVE I.D. 2.075" BRP 602- Coil Nut Optional- BRP 598 Jam Nut
BRP 615-7	AFCO 2" Steel Body Shocks (10 series) -7" Sleeve -Short Taper Slotted Top - Fits 2 1/2" Spring	 Red Anodized	BRP 599- Snap ring BRP 618- Slotted Top BRP 601A- 7" Sleeve → SLEEVE I.D. 2.075" BRP 602- Coil Nut Optional- BRP 598 Jam Nut
BRP 612	BILSTEIN Steel Body Shock (SZ,SL,SLS, & SN series) -5" Sleeve -Short Taper Slotted Top - Fits 2 1/2" Spring	 Red Anodized	BRP 613S- Snap ring BRP 613- Slotted Top BRP 600B- 5" Sleeve → SLEEVE I.D. 1.990" BRP 602- Coil Nut Optional- BRP 598 Jam Nut
BRP 612-7	BILSTEIN Steel Body Shock (SZ,SL,SLS, & SN series) -7" Sleeve -Short Taper Slotted Top - Fits 2 1/2" Spring	 Red Anodized	BRP 613S- Snap ring BRP 613- Slotted Top BRP 601B- 7" Sleeve → SLEEVE I.D. 1.990" BRP 602- Coil Nut Optional- BRP 598 Jam Nut
BRP 612-7BK	BILSTEIN Steel Body Shock (SZ,SL,SLS, & SN series) -7" Sleeve -Short Taper Slotted Top - Fits 2 1/2" Spring	 Black Anodized	BRP 613S- Snap ring BRP 613BK- Slotted Top BRP 601BK- 7" Sleeve → SLEEVE I.D. 1.990" BRP 602BK- Coil Nut Optional- BRP 598BK Jam Nut



COIL OVER KITS

COIL OVER KITS


KIT PART NUMBER	DESCRIPTION	 <p data-bbox="885 304 998 325">Red Anodized</p>	KIT COMPONENTS	<p data-bbox="1421 220 1550 241">SLEEVE I.D.</p> <p data-bbox="1421 241 1550 283">1.990"</p>
BRP 614	BILSTEIN Steel Body Shock (SZ,SL,SLS, & SN series) -5" Sleeve -Tall Taper Slotted Top - Fits 2 1/2" Spring	 <p data-bbox="885 304 998 325">Red Anodized</p>	BRP 632- Hairpin Clip BRP 624- Slotted Top BRP 600B- 5" Sleeve BRP 602- Coil Nut Optional- BRP 598 Jam Nut	<p data-bbox="1421 220 1550 241">SLEEVE I.D.</p> <p data-bbox="1421 241 1550 283">1.990"</p>
BRP 614-7	BILSTEIN Steel Body Shock (SZ,SL,SLS, & SN series) -7" Sleeve -Tall Taper Slotted Top - Fits 2 1/2" Spring	 <p data-bbox="885 487 998 508">Red Anodized</p>	BRP 632- Hairpin Clip BRP 624- Slotted Top BRP 601B- 7" Sleeve BRP 602- Coil Nut Optional- BRP 598 Jam Nut	<p data-bbox="1421 399 1550 420">SLEEVE I.D.</p> <p data-bbox="1421 420 1550 462">1.990"</p>
BRP 614-7BK	BILSTEIN Steel Body Shock (SZ,SL,SLS, & SN series) -7" Sleeve -Tall Taper Slotted Top - Fits 2 1/2" Spring	 <p data-bbox="885 665 998 686">Black Anodized</p>	BRP 632- Hairpin Clip BRP 624BK- Slotted Top BRP 601BK- 7" Sleeve BRP 602BK- Coil Nut Optional- BRP 598 Jam Nut	<p data-bbox="1421 577 1550 598">SLEEVE I.D.</p> <p data-bbox="1421 598 1550 640">1.990"</p>
BRP 592	BILSTEIN Aluminum Threaded Body Shocks (BGT & ASN series) -Tall Taper Slotted Top - Fits 2 1/2" Spring	 <p data-bbox="885 844 950 865">Plain</p>	BRP 632- Hairpin Clip BRP 624P- Slotted Top BRP 590- Coil Nut BRP 591- Jam Nut	
BRP 592BK	BILSTEIN Aluminum Threaded Body Shocks (BGT & ASN series) -Tall Taper Slotted Top - Fits 2 1/2" Spring	 <p data-bbox="885 1022 998 1043">Black Anodized</p>	BRP 632- Hairpin Clip BRP 624BK- Slotted Top BRP 590BK- Coil Nut BRP 591BK- Jam Nut	
BRP 658P	BILSTEIN Small Body Steel Shocks ("SG" series shocks) -Short Taper Top - Fits 1 7/8" Spring	 <p data-bbox="885 1201 950 1222">Plain</p>	BRP 653P- Slotted Top BRP 600R1P- Sleeve BRP 647P- Coil Nut	<p data-bbox="1421 1102 1550 1123">SLEEVE I.D.</p> <p data-bbox="1421 1123 1550 1165">1.565"</p>
BRP 600RP	BILSTEIN Small Body Steel Shocks ("SM" series shocks) -Short Taper Top - Fits 1 7/8" Spring	 <p data-bbox="885 1379 950 1400">Plain</p>	BRP 600R2P- Slotted Top BRP 600R1P- Sleeve BRP 647P- Coil Nut	<p data-bbox="1421 1291 1550 1312">SLEEVE I.D.</p> <p data-bbox="1421 1312 1550 1354">1.565"</p>
BRP 687	BILSTEIN Small Body Steel Shocks ("SM" series shocks) -Non Slotted Flat Top - Fits 1 7/8" Spring	 <p data-bbox="885 1558 950 1579">Plain</p>	BRP 670P- Flat Top BRP 600R1P- Sleeve BRP 647P- Coil Nut	<p data-bbox="1421 1459 1550 1480">SLEEVE I.D.</p> <p data-bbox="1421 1480 1550 1522">1.565"</p>
BRP 687BK	BILSTEIN Small Body Steel Shocks ("SM" series shocks) -Non Slotted Flat Top - Fits 1 7/8" Spring	 <p data-bbox="885 1736 998 1757">Black Anodized</p>	BRP 670BK- Flat Top BRP 600R1BK- Sleeve BRP 647BK- Coil Nut	<p data-bbox="1421 1638 1550 1659">SLEEVE I.D.</p> <p data-bbox="1421 1659 1550 1701">1.565"</p>
BRP 688	BILSTEIN Small Body Steel Shocks ("SM" series shocks) -Non Slotted Taper Top - Fits 1 7/8" Spring	 <p data-bbox="885 1915 950 1936">Plain</p>	BRP 676P- Taper Top BRP 600R1P- Sleeve BRP 647P- Coil Nut	<p data-bbox="1421 1816 1550 1837">SLEEVE I.D.</p> <p data-bbox="1421 1837 1550 1879">1.565"</p>

COIL OVER KITS

COIL OVER KITS











KIT PART NUMBER	DESCRIPTION	Image	KIT COMPONENTS
BRP 623	CARRERA 2" Aluminum Threaded Body Shocks (67 series) -Short Taper Slotted Top - Fits 2 1/2" Spring	 Red Anodized	BRP 624- Slotted Top BRP 625- Coil Nut BRP 632- Hairpin Clip BRP 2008- Tie Wraps Optional- BRP 630 Jam Nut
BRP 9418	FOX Steel Body Shocks (2.0 Track Steel) -Tall Taper Non Slotted Top - Fits 2 1/2" Spring	 Black Anodized	BRP 9416 - Top BRP 9415 - Sleeve → SLEEVE I.D. 2.015" BRP 602BK - Coil Nut BRP 9417 - Snap Ring
BRP 9420	FOX Aluminum Body Shocks (2.0 Track Bulb) -Fits shock with or without BV -Tall Taper Non Slotted Top - Fits 2 1/2" Spring	 Black Anodized	BRP 9416 - Top BRP 9419 - Coil Nut BRP 9417 - Snap Ring
BRP 9052	INTEGRA Aluminum Threaded Body Shocks ("Stealth Series" Shocks) -Tall Taper Slotted Top - Fits 2 1/2" Spring	 Black Anodized	BRP 9051 - Slotted Top BRP 9050- Coil Nut BRP 631- Diaper Pin
BRP 9056	INTEGRA Steel Shocks "AVENGER" Series Shocks -7" Sleeve -Tall Taper Slotted Top - Fits 10" X 2 1/2" Spring Only	 Black Anodized	BRP 9049- Top Snap Ring BRP 9051- Slotted Top BRP 9042- 7" Sleeve → SLEEVE I.D. 1.880" BRP 602BK- Coil Nut BRP 631- Diaper Pin
BRP 9422	INTEGRA Steel Shocks "AVENGER" Series Shocks -7" Sleeve -Tall Taper Slotted Top Fits 10" and 12" X 2 1/2" Springs	 Black Anodized	BRP 9049- Top Snap Ring BRP 9051- Slotted Top BRP 9421- 7" Sleeve → SLEEVE I.D. 1.880" BRP 602BK- Coil Nut BRP 631- Diaper Pin
BRP 611-7	KONI Steel Shocks (30 Series) -7" Sleeve -Flat Slotted Top - Fits 2 1/2" Spring	 Red Anodized	BRP 609- Top Snap Ring BRP 608- Slotted Top BRP 601B- 7" Sleeve → SLEEVE I.D. 1.990" BRP 602- Coil Nut Optional- BRP 598 Jam Nut
BRP 621	KONI Steel Shocks (30 Series) - 5" Sleeve -Tall Taper Slotted Top - Fits 2 1/2" Spring	 Red Anodized	BRP 609- Top Snap Ring BRP 620- Slotted Top BRP 600B- 5" Sleeve → SLEEVE I.D. 1.990" BRP 602- Coil Nut Optional- BRP 598 Jam Nut
BRP 622	KONI Steel Shocks (30 Series) - 7" Sleeve -Tall Taper Slotted Top - Fits 2 1/2" Spring	 Red Anodized	BRP 609- Top Snap Ring BRP 620- Slotted Top BRP 601B- 7" Sleeve → SLEEVE I.D. 1.990" BRP 602- Coil Nut Optional- BRP 598 Jam Nut
BRP 629-7	PENSKE Steel and Aluminum Shocks (7100, 7200, 7500 and 7600 series) -Short taper- Non Slotted Top -7" Sleeve - Fits 2 1/2" Spring	 Red Anodized	BRP 603- Top BRP 601B- 7" Sleeve → SLEEVE I.D. 1.990" BRP 602- Coil Nut BRP 599- Snap Ring Optional- BRP 598 Jam Nut

COIL OVER KITS


KIT PART NUMBER	DESCRIPTION	 <p data-bbox="886 321 997 342">Red Anodized</p>	KIT COMPONENTS	SLEEVE I.D.
BRP 629T	PENSKE Steel and Aluminum Shocks (7100, 7200, 7500 and 7600 series) -Tall Taper- Slotted Top -5" Sleeve - Fits 2 1/2" Spring		BRP 626- Taper Top BRP 600B- 5" Sleeve BRP 602- Coil Nut BRP 599- Snap Ring Optional- BRP 598 Jam Nut	1.990"
BRP 629-7T	PENSKE Steel and Aluminum Shocks (7100, 7200, 7500 and 7600 series) -Tall Taper- Slotted Top -7" Sleeve - Fits 2 1/2" Spring		BRP 626- Taper Top BRP 601B- 7" Sleeve BRP 602- Coil Nut BRP 599- Snap Ring Optional- BRP 598 Jam Nut	1.990"
BRP 616-7BK	PRO 2" Steel Big Body (Pro WB series) -7" Sleeve -Short Taper Non-Slotted Top - Fits 2 1/2" Spring		BRP 599- Snap ring BRP 603BK- Top BRP 601ABK- 7" Sleeve BRP 602BK- Coil Nut	2.075"
BRP 617-7	PRO 2" Steel/Alum Body Shocks (Pro A, PG, & TA Series) -7" Sleeve -Short Taper Slotted Top - Fits 2 1/2" Spring		BRP 599- Snap ring BRP 604- Slotted Top BRP 601- 7" Sleeve BRP 602- Coil Nut Optional- BRP 598 Jam Nut	2.040"
BRP 605	PRO 2" Steel/Alum Body Shocks (Pro A, PG, & TA series) -5" Sleeve -Short Taper Non-Slotted Top - Fits 2 1/2" Spring		BRP 599- Snap ring BRP 603- Top BRP 600- 5" Sleeve BRP 602- Coil Nut Optional- BRP 598 Jam Nut	2.040"
BRP 605-7	PRO 2" Steel/Alum Body Shocks (Pro A, PG, & TA series) -7" Sleeve -Short Taper Non-Slotted Top - Fits 2 1/2" Spring		BRP 599- Snap ring BRP 603- Top BRP 601- 7" Sleeve BRP 602- Coil Nut Optional- BRP 598 Jam Nut	2.040"
BRP 627	PRO 2" Aluminum Threaded Body Shocks (AC series) -Short Taper Slotted Top - Fits 2 1/2" Spring		BRP 604- Slotted Top BRP 625- Coil Nut BRP 2008- Tie Wraps Optional- BRP 630 Jam Nut	
BRP 657	PRO Small Body Steel Shocks (SB series) - Short Taper Slotted Top - 4" Sleeve - Fits 1 7/8" Spring		BRP 645- Snap ring BRP 650- Slotted Top BRP 646- 4" Sleeve BRP 647- Coil Nut	1.655"
BRP 662	PRO Small Body Steel Shocks (SB series) - Short Taper Non Slotted Top - 4" Sleeve - Fits 2 1/2" Spring		BRP 645- Snap ring BRP 603- Top BRP 648- 4" Sleeve BRP 649- Coil Nut	1.655"
BRP 664	PRO Small Body Threaded Aluminum Shocks (ASB series) - Short Taper Slotted Top - Fits 1 7/8" Spring		BRP 650- Slotted Top BRP 663- Coil Nut BRP 2008- Tie Wraps	

COIL OVER KITS

COIL OVER KITS

BRP 9424	JRI 2" Steel Monotube Shocks (SL 10 & SL 13 Series) -9" Sleeve - Slotted Top - Fits 2 1/2" Spring		BIL 522880- Snap Ring BRP 613BK - Slotted Top BRP 9423- 9" Sleeve BRP 602BK- Coil Nut BRP 613S- Snap Ring	SLEEVE I.D. 1.940"
BRP 9427	QA1 2" Large Body Twin Tube Shocks (51 Series) -7" Sleeve - Slotted Top - Fits 2 1/2" Spring		BIL 522880- Snap Ring BRP 6002BK - Slotted Top BRP 9426- 7" Sleeve BRP 602BK- Coil Nut BRP 631- Diaper Pin	SLEEVE I.D. 2.080"
BRP 660	QA1/CARRERA Small Body shocks (70 series) -4" Sleeve -Short Taper Slotted Top - Fits 1 7/8" Spring		BRP 645- Snap ring BRP 654- Slotted Top BRP 646- 4" Sleeve BRP 647- Coil Nut BRP 2008- Tie Wraps	SLEEVE I.D. 1.655"
BRP 606	QA1/CARRERA 2" Body shocks (60 series) -5" Sleeve -Short Taper Slotted Top - Fits 2 1/2" Spring		BRP 599- Snap ring BRP 607- Slotted Top BRP 600- 5" Sleeve BRP 602- Coil Nut Optional- BRP 598 Jam Nut Optional- BRP 624 Tall Top	SLEEVE I.D. 2.040"
BRP 606-7	QA1/CARRERA 2" Body shocks (60 series) -7" Sleeve -Short Taper Slotted Top - Fits 2 1/2" Spring		BRP 599- Snap ring BRP 607- Slotted Top BRP 601- 7" Sleeve BRP 602- Coil Nut Optional- BRP 598 Jam Nut Optional- BRP 624 Tall Top	SLEEVE I.D. 2.040"
BRP 6005	QA1 Smooth Body Aluminum shocks (60 series) -5" Sleeve -Tall Taper Slotted Top - Fits 2 1/2" Spring		BRP 6002- Slotted Top BRP 6004- 5" Sleeve BRP 602- Coil Nut BRP 631- Diaper Pin 2 small tie wraps	SLEEVE I.D. 2.098"
BRP 6005-7	QA1 Smooth Body Aluminum shocks (60 series) -7" Sleeve -Tall Taper Slotted Top - Fits 2 1/2" Spring		BRP 6002- Slotted Top BRP 6004-7- 7" Sleeve BRP 602- Coil Nut BRP 631- Diaper Pin 2 small tie wraps	SLEEVE I.D. 2.098"
BRP 6006	QA1 Smooth Body Steel shocks (50 series) -5" Sleeve -Tall Taper Slotted Top - Fits 2 1/2" Spring		BRP 599- Snap Ring BRP 6002- Slotted Top BRP 600- 5" Sleeve BRP 602- Coil Nut BRP 631- Diaper Pin 2 small tie wraps	SLEEVE I.D. 2.040"
BRP 6007	QA1 Threaded Body Aluminum shocks (62 series) -Tall Taper Slotted Top - Fits 2 1/2" Spring		BRP 6002- Slotted Top BRP 6000- Coil Nut BRP 631- Diaper Pin 2 small tie wraps	
BRP 672-6	VRP Smooth Body (10 series) -7" Sleeve -Non Slotted Taper Top - Fits 2 1/2" Spring		BRP 603- Top BRP 651-6- 7" Sleeve BRP 649- Coil Nut	SLEEVE I.D. 1.782"

1 7/8" I.D. AFco COIL SPRINGS



AFC 29350-1

1 7/8" Diameter X 10" Long

RATE	P/N	RATE	P/N
50	AFC 29050-1	275	AFC 29275-1
60	AFC 29060-1	300	AFC 29300-1
75	AFC 29075-1	325	AFC 29325-1
90	AFC 29090-1	350	AFC 29350-1
105	AFC 29105-1	375	AFC 29375-1
120	AFC 29120-1	400	AFC 29400-1
135	AFC 29135-1	425	AFC 29425-1
150	AFC 29150-1	450	AFC 29450-1
175	AFC 29175-1	475	AFC 29475-1
200	AFC 29200-1	500	AFC 29500-1
225	AFC 29225-1	525	AFC 29525-1
250	AFC 29250-1	550	AFC 29550-1

STREET STOCK SPRINGS

For Cars NOT Using Wedge Bolts

Did You Know...
Street stock springs are painted black to conform to most "stock appearing" rules.



AFC 21000-6

5 1/2" X 11" Front Metric Springs

RATE	P/N
600	AFC 20600-6
700	AFC 20700-6
800	AFC 20800-6
900	AFC 20900-6
1000	AFC 21000-6
1100	AFC 21100-6
1200	AFC 21200-6
1300	AFC 21300-6
1400	AFC 21400-6



AFC 25225SS

5 1/2" X 12" Pigtail Metric Rear Springs

RATE	P/N
150	AFC 25150SS
175	AFC 25175SS
200	AFC 25200SS
225	AFC 25225SS
250	AFC 25250SS
275	AFC 25275SS
300	AFC 25300SS



HYP Z0800-12

5 1/2" X 12" Camaro Front Springs

RATE	P/N
800	HYP Z0800-12
900	HYP Z0900-12
1000	HYP Z1000-12
1100	HYP Z1100-12
1200	HYP Z1200-12

2 1/2" I.D. INTEGRA MX SPRINGS



PCR 310-2512-150MX

2 1/2" I.D. X 10" Long

RATE	P/N
150	PCR 310-2510-150MX
175	PCR 310-2510-175MX
185	PCR 310-2510-185MX
200	PCR 310-2510-200MX
225	PCR 310-2510-225MX
250	PCR 310-2510-250MX
275	PCR 310-2510-275MX
300	PCR 310-2510-300MX

2 1/2" I.D. X 12" Long

RATE	P/N
150	PCR 310-2512-150MX
175	PCR 310-2512-175MX
185	PCR 310-2512-185MX
200	PCR 310-2512-200MX
225	PCR 310-2512-225MX
250	PCR 310-2512-250MX
275	PCR 310-2512-275MX
300	PCR 310-2512-300MX



SPRINGS & ACCESSORIES

2 1/2" I.D. INTEGRA DLC COILOVER SPRINGS

NEW PRODUCT



PCR 310-2510-175DLC

PCR 310-2512-175DLC

2 1/2" Diameter X 10" Long

RATE	P/N
175	PCR 310-2510-175DLC
200	PCR 310-2510-200DLC
225	PCR 310-2510-225DLC
250	PCR 310-2510-250DLC
275	PCR 310-2510-275DLC
300	PCR 310-2510-300DLC
325	PCR 310-2510-325DLC
350	PCR 310-2510-350DLC
375	PCR 310-2510-375DLC
400	PCR 310-2510-400DLC

2 1/2" Diameter X 12" Long


RATE	P/N
150	PCR 310-2512-150DLC
175	PCR 310-2512-175DLC
200	PCR 310-2512-200DLC
225	PCR 310-2512-225DLC
250	PCR 310-2512-250DLC
275	PCR 310-2512-275DLC
300	PCR 310-2512-300DLC
325	PCR 310-2512-325DLC
350	PCR 310-2512-350DLC
375	PCR 310-2512-375DLC
400	PCR 310-2512-400DLC

2 1/2" I.D. AFCO SPRINGS



2 1/2" I.D. X 10" Long

RATE	P/N
100	AFC 23100
125	AFC 23125
150	AFC 23150
175	AFC 23175
200	AFC 23200
225	AFC 23225
250	AFC 23250
275	AFC 23275
300	AFC 23300
325	AFC 23325
350	AFC 23350
375	AFC 23375
400	AFC 23400
425	AFC 23425
450	AFC 23450
475	AFC 23475
500	AFC 23500
525	AFC 23525
550	AFC 23550
575	AFC 23575
600	AFC 23600
650	AFC 23650



AFC 23300

2 1/2" I.D. X 12" Long

RATE	P/N
80	AFC 22080
100	AFC 22100
125	AFC 22125
150	AFC 22150
160	AFC 22160
175	AFC 22175
185	AFC 22185
200	AFC 22200
225	AFC 22225
250	AFC 22250
275	AFC 22275
300	AFC 22300
325	AFC 22325
350	AFC 22350
375	AFC 22375
400	AFC 22400
425	AFC 22425
450	AFC 22450
475	AFC 22475
500	AFC 22500
525	AFC 22525
550	AFC 22550
575	AFC 22575
600	AFC 22600
650	AFC 22650
700	AFC 22700
750	AFC 22750
800	AFC 22800
850	AFC 22850

2 1/2" I.D. X 14" Long

RATE	P/N
80	AFC 24080
100	AFC 24100
110	AFC 24110
125	AFC 24125
150	AFC 24150
160	AFC 24160
175	AFC 24175
185	AFC 24185
200	AFC 24200
225	AFC 24225
250	AFC 24250
275	AFC 24275
300	AFC 24300
325	AFC 24325
350	AFC 24350

2 1/2" I.D. HYPERCO SPRINGS



HYPERCO

2 1/2" I.D. X 10" Long

RATE	P/N
150	HYP 10BO150
175	HYP 10BO175
200	HYP 10BO200
225	HYP 10BO225
250	HYP 10BO250
275	HYP 10BO275
300	HYP 10BO300

2 1/2" I.D. X 12" Long

RATE	P/N
150	HYP 12BO150
175	HYP 12BO175
200	HYP 12BO200
225	HYP 12BO225
250	HYP 12BO250
275	HYP 12BO275
300	HYP 12BO300

2 1/2" I.D. X 14" Long

RATE	P/N
150	HYP 14BO150
175	HYP 14BO175
200	HYP 14BO200
225	HYP 14BO225
250	HYP 14BO250
275	HYP 14BO275
300	HYP 14BO300



HYP 10BO150

2 1/2" I.D. EIBACH SPRINGS



2 1/2" I.D. X 8" Long

RATE	P/N
425	EIB 0800.250.0425
450	EIB 0800.250.0450
475	EIB 0800.250.0475
500	EIB 0800.250.0500
525	EIB 0800.250.0525

2 1/2" I.D. X 12" Long

RATE	P/N
80	EIB 1200.250.0080
100	EIB 1200.250.0100
125	EIB 1200.250.0125
150	EIB 1200.250.0150
165	EIB 1200.250.0165
175	EIB 1200.250.0175
185	EIB 1200.250.0185
200	EIB 1200.250.0200
225	EIB 1200.250.0225
250	EIB 1200.250.0250
275	EIB 1200.250.0275
300	EIB 1200.250.0300

2 1/2" I.D. X 10" Long

RATE	P/N
150	EIB 1000.250.0150
175	EIB 1000.250.0175
200	EIB 1000.250.0200
225	EIB 1000.250.0225
250	EIB 1000.250.0250
275	EIB 1000.250.0275
300	EIB 1000.250.0300

2 1/2" I.D. X 14" Long

RATE	P/N
125	EIB 1400.250.0125
150	EIB 1400.250.0150
175	EIB 1400.250.0175
200	EIB 1400.250.0200
225	EIB 1400.250.0225
250	EIB 1400.250.0250
275	EIB 1400.250.0275
300	EIB 1400.250.0300



EIB 1000.250.0150

2 1/2" I.D. INTEGRA BARREL SPRINGS



2 1/2" I.D. X 13" Long

RATE	P/N
150	PCR 310-2513-150B
160	PCR 310-2513-160B
175	PCR 310-2513-175B
185	PCR 310-2513-185B
200	PCR 310-2513-200B
225	PCR 310-2513-225B
250	PCR 310-2513-250B
275	PCR 310-2513-275B
300	PCR 310-2513-300B



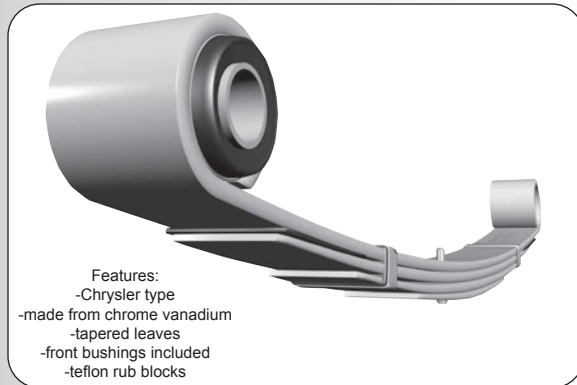
PCR 310-2513-160B

TAKE UP SPRINGS



DESCRIPTION	P/N
Integra Take Up Spring (black powder coated)	PCR 310-3006-005
Nylon Slider	PCR 310-30400
Aluminum Slider - RED ANODIZED	BRP 597
Aluminum Slider - BLACK ANODIZED	BRP 597BK

MULTI-LEAF SPRINGS




DESCRIPTION	CAR WEIGHT	SPRING RATE	P/N
5" Arch Standard Cars	2400-2800#	142#	AFC 20231
5" Arch Lightweight Cars	2000-2400#	102#	AFC 20231L
5" Arch Medium Cars	2600-3000#	152#	AFC 20231MHD
5" Arch Heavy Cars	2800-3200#	166#	AFC 20231HD
5" Arch Extra Heavy Cars	3100-3500#	194#	AFC 20231XHD

LEAF SPRING ACCESSORIES



DESCRIPTION	P/N
Steel Leaf Spring Pivot Bushing	BRP 5174
Steel Leaf Spring Slider	AFC 20236S
Replacement Bearing for AFC 20236S Leaf Spring Slider	AFC 20236S-2
Aluminum Shackle Plate (2 required)	BRP 5169
Steel 2 1/2" Leaf Spring Mounting Pad (works on 3" axle tube)	ALL 56126
Leaf Spring Shackle Bolt Kit	BRP 5170
Replacement Shoulder Bolt for BRP 5170	BRP 5171
Replacement Bushing for BRP 5170	BRP 5172
8" U-Bolt for 3" Tubes (comes with nuts)	AFC 20238
9 1/2" U-Bolt for 3" Tubes (comes with nuts)	AFC 20238-9
1 1/2" Adjustable Lowering Block	BRP 6160
2 1/2" Adjustable Lowering Block	BRP 6162



WEIGHT JACK ASSEMBLIES

Did You Know...

These weight jack assemblies use 1 1/8" F jack bolts and are used for 5" and 5 1/2" springs.



BRP 6135

BRP 6155


Standard Weight Jack Assemblies

SPRING DIAMETER	LENGTH	SEAT	BOLT	P/N
5" Spring	6"	STEEL	STEEL	BRP 6148
5 1/2" Spring	6"	STEEL	STEEL	BRP 6150
5" Spring	8"	STEEL	STEEL	BRP 6152
5 1/2" Spring	8"	STEEL	STEEL	BRP 6154
5" Spring	8"	STEEL	ALUMINUM	BRP 6151
5 & 5 1/2" Spring	6"	ALUMINUM	ALUMINUM	BRP 6155
5 & 5 1/2" Spring	8"	ALUMINUM	ALUMINUM	BRP 6156

Replacement Weight Jack Parts

DESCRIPTION	P/N
4" Aluminum Wedge Bolt - 1 1/8" F	BRP 6135
6" Aluminum Wedge Bolt - 1 1/8" F	BRP 6136
8" Aluminum Wedge Bolt - 1 1/8" F	BRP 6137
6" Steel Wedge Bolt - 1 1/8" F	BRP 6145
8" Steel Wedge Bolt - 1 1/8" F	BRP 6146
1 1/8" F Thread Nut	BRP 5150
5" Steel Spring Seat	BRP 6143
5 1/2" Steel Spring Seat	BRP 6144

CONVENTIONAL WEIGHT JACK ASSEMBLIES



BRP 6130

ALL 56114

BRP 6133

Did You Know...

These weight jacks are made for conventional spring type cars using 1" C weight jack bolts.

DESCRIPTION	P/N
1" C X 8" Long Steel Wedge Bolt	BRP 6130
1" C X 11" Long Steel Wedge Bolt	BRP 6131
Weld on Adjuster Plate	BRP 6133
Spring Cup	ALL 56114

COIL SPRING ADJUSTERS & SPACERS



ALL 56116

DESCRIPTION	P/N
5" or 5 1/2" Coil Spring Spacer (I.D. open for stock mount racing)	ALL 56116



BRP 5151

DESCRIPTION	P/N
5" or 5 1/2" Coil Spring Adjustable Spring Spacer (has 2" travel)	BRP 5151
Replacement Nut	BRP 5151B



BRP 5157

DESCRIPTION	P/N
5" or 5 1/2" Coil Spring Bucket (works with any 1 1/8" F jack bolt)	BRP 5157



BRP 5156

DESCRIPTION	P/N
Rear Spring Seat (mounts 5 or 5 1/2" springs on rear axle tube)	ALL 56124

15" WIDE 5 STEEL WHEELS



Steel Wide 5 Non-Bead Lock Wheels

WHEEL WIDTH	BACKSPACING	WEIGHT	P/N
10"	4"	19#	BRW 10M4
10"	5"	19#	BRW 10M5
12"	3"	21#	BRW 12M3
12"	5"	21#	BRW 12M5
13"	3"	23#	BRW 13M3
13"	4"	23#	BRW 13M4
13"	5"	23#	BRW 13M5
14"	4"	24#	BRW 14M4
14"	5"	24#	BRW 14M5

See Page 99 for Aero Wheels



Steel Wide 5 Bead Lock Wheels

BEAD LOCKS NOT INCLUDED

WHEEL WIDTH	BACKSPACING	WEIGHT	P/N
10"	3"	21#	BRW 10M3B
10"	4"	21#	BRW 10M4B
10"	5"	21#	BRW 10M5B
12"	3"	24#	BRW 12M3B
12"	5"	24#	BRW 12M5B
13"	3"	25#	BRW 13M3B
13"	4"	25#	BRW 13M4B
13"	5"	25#	BRW 13M5B
14"	3"	26#	BRW 14M3B
14"	4"	26#	BRW 14M4B
14"	5"	26#	BRW 14M5B

See Page 98 for Bead Locks



Steel Wide 5 Bead Lock Wheels

BRP 32 BEAD LOCK INCLUDED

WHEEL WIDTH	BACKSPACING	WEIGHT	P/N
10"	3"	22#	BRW 10M3BL
10"	4"	22#	BRW 10M4BL
10"	5"	22#	BRW 10M5BL
12"	3"	25#	BRW 12M3BL
12"	4"	25#	BRW 12M4BL
12"	5"	25#	BRW 12M5BL
13"	3"	26#	BRW 13M3BL
13"	4"	26#	BRW 13M4BL
13"	5"	26#	BRW 13M5BL
14"	3"	27#	BRW 14M3BL
14"	4"	27#	BRW 14M4BL
14"	5"	27#	BRW 14M5BL

See Page 98 for Replacement Beadlocks

WELD ALUMINUM WHEELS



Aluminum Wide 5 Non-Beadlock Wheels

WHEEL WIDTH	BACKSPACING	WEIGHT	P/N
10"	4"	11.54#	WEL 570-5014
10"	5"	11.57#	WEL 570-5015
12"	4"	13.41#	WEL 571-5214
12"	5"	13.44#	WEL 571-5215
12"	6"	13.44#	WEL 571-5216
13"	3"	14.10#	WEL 571-5313
13"	4"	14.12#	WEL 571-5314
13"	5"	14.15#	WEL 571-5315
14"	3"	14.12#	WEL 571-5413
14"	4"	14.58#	WEL 571-5414
14"	5"	14.91#	WEL 571-5415



Aluminum Wide 5 Wheel - Weld Beadlocks WELD BEADLOCK INCLUDED - Weld Bolt Pattern

WHEEL WIDTH	BACKSPACING	WEIGHT	P/N
10"	4"	12.98#	WEL 570-5024M
10"	5"	12.90#	WEL 570-5025M
12"	3"	14.67#	WEL 571-5223M
12"	4"	14.74#	WEL 571-5224M
12"	5"	14.78#	WEL 571-5225M
13"	3"	15.43#	WEL 571-5323M
13"	4"	15.46#	WEL 571-5324M
13"	5"	15.48#	WEL 571-5325M
14"	3"	15.46#	WEL 571-5423M
14"	4"	15.92#	WEL 571-5424M
14"	5"	16.24#	WEL 571-5425M

** THESE WHEELS HAVE WELD BEAD LOCKS INSTALLED.
THE BEADLOCKS ARE WELD BOLT PATTERN**

-special order only

WELD REPLACEMENT BEAD LOCK RING - WEL 650-5314M

WELD ALUMINUM WHEELS - BRP BEADLOCKS



Aluminum Wide 5 Wheel - BRP Beadlock BEAD LOCKS NOT INCLUDED - BRP Bolt Pattern

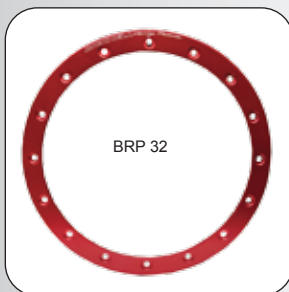
WHEEL WIDTH	BACKSPACING	WEIGHT	P/N
10"	4"	12.60#	WEL 10M4AB
10"	5"	12.60#	WEL 10M5AB
12"	4"	13.60#	WEL 12M4AB
12"	5"	13.60#	WEL 12M5AB
12"	6"	13.60#	WEL 12M6AB
13"	3"	14.40#	WEL 13M3AB
13"	4"	14.40#	WEL 13M4AB
13"	5"	14.40#	WEL 13M5AB
14"	3"	15.00#	WEL 14M3AB
14"	4"	15.00#	WEL 14M4AB
14"	5"	15.00#	WEL 14M5AB

** THESE WHEELS HAVE BRP BEAD LOCKS INSTALLED.
THE BEADLOCKS ARE BRP BOLT PATTERN**

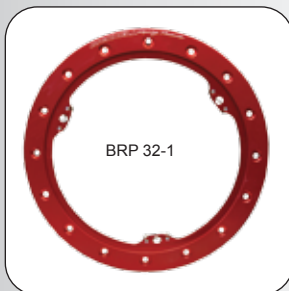
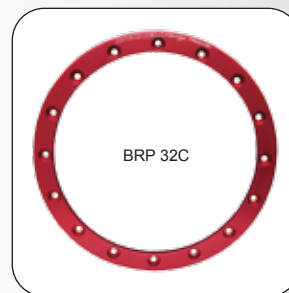
See Page 98 for Beadlocks

BEAD LOCK RINGS

Single Drilled Outer Bead Lock Rings

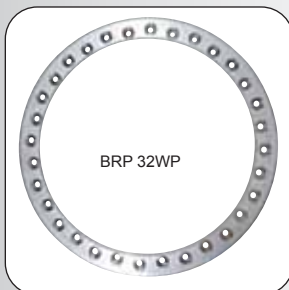


DESCRIPTION	P/N
1/4" Red Anodized Billet Ring (fits BRP & Reds Wheels)	BRP 32
1/4" Black Anodized Billet Ring (fits BRP & Reds Wheels)	BRP 32BK
1/4" Plain Aluminum Billet Ring (fits BRP & Reds Wheels)	BRP 32P
1/2" Red Anodized With Countersunk Holes (fits BRP & Reds Wheels)	BRP 32C
1/2" Plain Aluminum With Countersunk Holes (fits BRP & Reds Wheels)	BRP 32CP
1/2" Black Anodized With Countersunk Holes (fits BRP & Reds Wheels)	BRP 32CBK




1/4" Thick Single Drilled Outer Bead Lock Rings with Tabs

DESCRIPTION	P/N
1/4" Thick Red Anodized Billet Ring with tabs for BRP 33 Lexan Cover (fits BRP & Reds Wheels)	BRP 32-1
1/4" Thick Plain Aluminum Billet Ring with tabs for BRP 33 Lexan Cover (fits BRP & Reds Wheels)	BRP 32-1P
1/4" Thick Black Aluminum Billet Ring with tabs for BRP 33 Lexan Cover (fits BRP & Reds Wheels)	BRP 32-1BK



1/4" Thick Double Drilled Outer Bead Lock Rings

DESCRIPTION	P/N
Red Anodized Billet Ring (fits BRP, Reds, & Weld Wheels)	BRP 32W
Plain Aluminum Billet Ring (fits BRP, Reds, & Weld Wheels)	BRP 32WP
Red Anodized With Tabs for Cover (fits BRP, Reds, & Weld Wheels)	BRP 32-1W
Plain Aluminum With Tabs for Cover (fits BRP, Reds & Weld Wheels)	BRP 32-1WP
Black Anodized With Tabs for Cover (fits BRP, Reds, & Weld Wheels)	BRP 32-1WBK



1/4" Double Drilled Mud Lock Bead Lock Rings

DESCRIPTION	P/N
Red Anodized Solid Outer Mud Lock Ring (fits BRP, Reds & Weld Wheels)	BRP 32-2
Plain Aluminum Solid Outer Mud Lock Ring (fits BRP, Reds & Weld Wheels)	BRP 32-2P



Lexan Covers

DESCRIPTION	P/N
Clear Lexan Cover for use on BRP 32-1, BRP 32-1P, BRP 32-1W, & BRP 32-1WP	BRP 33

Did You Know...
Double drilled bead locks fit both BRP and Weld bolt patterns. They have both bolt patterns drilled so they fit every wheel!

BEAD LOCK ASSEMBLIES

22 Bolt Drag Race Beadlocks

BRP 31822-1
IT HAS 22 HOLES AND BOLTS TO THE INNER BEADLOCK THAT IS WELDED TO YOUR WHEEL. IT ALSO HAS A BIGGER I.D. FOR BRAKE CALIPER CLEARANCE.

BRP 31822-2
THIS GETS WELDED ON TO YOUR WHEEL. IT IS AN INNER BEADLOCK FOR THE "INSIDE" OF THE INWARD FACING SIDE OF YOUR WHEEL. IT WILL HAVE A BIGGER I.D. FOR BRAKE CALIPER CLEARANCE.

BRP 31822
THIS GET WELDED ON TO YOUR WHEEL. IT IS AN INNER BEADLOCK FOR THE "OUTSIDE" OR OUTWARD FACING SIDE OF YOUR WHEEL. THERE ARE NO CLEARANCE ISSUES SO IT HAS A STANDARD I.D.

BRP 32622
IT HAS 22 HOLES AND BOLTS TO THE INNER BEADLOCK THAT IS WELDED TO THE OUTSIDE OF YOUR WHEEL. THERE ARE NO CLEARANCE ISSUES SO IT HAS A STANDARD I.D.

DID YOU KNOW
AN "INNER" BEADLOCK MEANS IT GETS WELDED TO THE WHEEL AN "OUTER" BEADLOCK BOLTS TO "INNER"

ANYTIME THE WORDS "INSIDE" OR "OUTSIDE" ARE USED, IT IS REFERRING TO THE INWARD FACING SIDE OR THE OUTWARD FACING SIDE OF YOUR WHEEL. OUTWARD SIDE OF YOUR WHEEL IS WHAT YOU SEE WHEN YOU LOOK AT YOUR CAR.

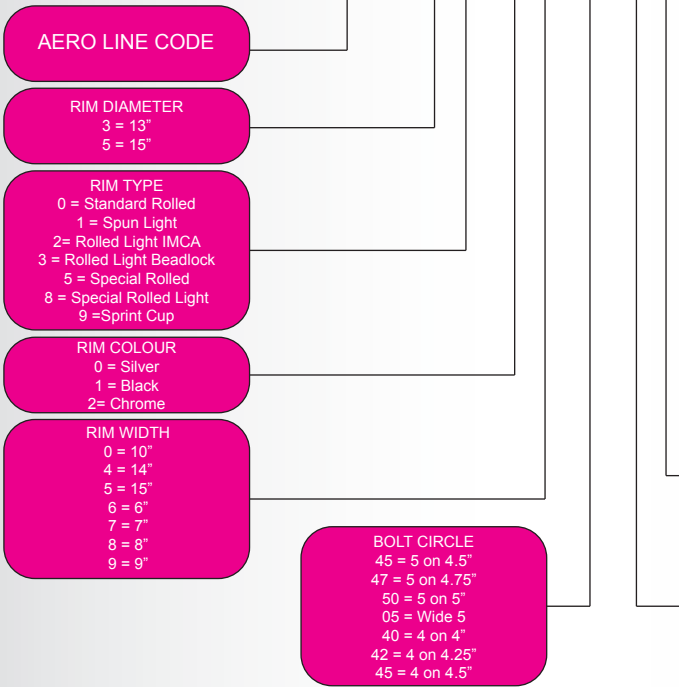
ALL DRAG RACE BEADLOCKS ARE TIG WELDED

Beadlock Assemblies

DESCRIPTION	P/N
Complete Beadlock Kit for Aluminum Wheel (comes with BRP 31, BRP 32 & BRP 39)	BRP 30
Aluminum Wheel Inner Beadlock Only - 3/8"	BRP 31
Steel Wheel Inner Beadlock Ring Only	BRP 34
5/16" C Beadlock bolt and washer kit for 16 Bolt Beadlocks	BRP 39
5/16" C X 1 1/4" 12 Point Drag Race Beadlock Bolt Kit for 16 Bolt Beadlock	BRP 39-1
Aluminum Wheel Inner Beadlock Only - 1/2"	BRP 31R

AERO RACING WHEELS

EXAMPLE: AER 52-085040



8" - Street Stock
10" - Pro Stock

30 Series - 13" Standard Rolled

Rim Type	Width	Bolt Circle	Offset	Color	Weight	P/N
Standard Rolled	7"	4 on 4 1/2"	2"	silver	17#	AER 30-074520
Standard Rolled	7"	4 on 4 1/2"	2"	chrome	17#	AER 30-274520

33 Series - 13" Rolled Light Beadlock

Rim Type	Width	Bolt Circle	Offset	Color	Weight	P/N
Rolled Light Beadlock	7"	4 on 4 1/2"	2"	chrome	20#	AER 33-274520
Rolled Light Beadlock	7"	4 on 4 1/2"	2"	silver	20#	AER 33-074520

50 Series - 15" Standard Rolled

Rim Type	Width	Bolt Circle	Offset	Color	Weight	P/N
Standard Rolled	7"	5 on 4 3/4"	2"	silver	21#	AER 50-074720
Standard Rolled	7"	5 on 4 3/4"	2"	black	21#	AER 50-174720
Standard Rolled	8"	5 on 4 3/4"	2"	silver	24#	AER 50-084720
Standard Rolled	8"	5 on 4 3/4"	3"	silver	24#	AER 50-084730
Standard Rolled	8"	5 on 4 3/4"	3 1/2"	silver	24#	AER 50-084735
Standard Rolled	8"	5 on 4 3/4"	4"	silver	24#	AER 50-084740
Standard Rolled	8"	5 on 4 3/4"	2"	chrome	24#	AER 50-284720
Standard Rolled	8"	5 on 4 3/4"	3"	chrome	24#	AER 50-284730
Standard Rolled	8"	5 on 4 3/4"	4"	chrome	24#	AER 50-284740
Standard Rolled	8"	5 on 4 1/2"	3"	silver	24#	AER 50-084530
Standard Rolled	8"	5 on 4 3/4"	2"	black	24#	AER 50-184720
Standard Rolled	8"	5 on 4 3/4"	3"	black	24#	AER 50-184730
Standard Rolled	8"	5 on 4 3/4"	4"	black	24#	AER 50-184740

51 Series - 15" Spun Light

Rim Type	Width	Bolt Circle	Offset	Color	Weight	P/N
Spun Light	10"	Wide 5	2"	black	18#	AER 51-100520
Spun Light	10"	Wide 5	3"	black	18#	AER 51-100530
Spun Light	10"	Wide 5	4"	black	18#	AER 51-100540
Spun Light	10"	Wide 5	5"	black	18#	AER 51-100550

52 Series - 15" Rolled Light IMCA

Rim Type	Width	Bolt Circle	Offset	Color	Weight	P/N
Rolled Light	8"	5 on 4 3/4"	1"	silver	19#	AER 52-084710
Rolled Light	8"	5 on 4 3/4"	2"	silver	19#	AER 52-084720

53 Series - 15" Rolled Light Beadlock

Rim Type	Width	Bolt Circle	Offset	Color	Weight	P/N
Rolled Light Beadlock	10"	5 on 4 3/4"	3"	silver	26#	AER 53-004730
Rolled Light Beadlock	10"	5 on 4 3/4"	3"	chrome	26#	AER 53-204730
Rolled Light Beadlock	10"	5 on 4 3/4"	4"	silver	26#	AER 53-004740

58 Series - 15" Rolled Light


Rim Type	Width	Bolt Circle	Offset	Color	Weight	P/N
Rolled Light	10"	5 on 4 3/4"	3"	silver	22#	AER 58-004730
Rolled Light	10"	5 on 4 3/4"	4"	silver	22#	AER 58-004740
Rolled Light	10"	5 on 4 3/4"	3"	chrome	22#	AER 58-204730
Rolled Light	10"	5 on 4 3/4"	2"	chrome	22#	AER 58-204720



AER 54-500004

Steel Outer Beadlock Rings

DESCRIPTION	P/N
15" Yellow Outer Beadlock Ring	AER 54-500002
15" Chrome Outer Beadlock Ring	AER 54-500004
13" Yellow Outer Beadlock Ring	AER 54-500019
13" Black Outer Beadlock Ring	AER 54-500032



AER 54-500005

Aero Rim Wrench


DESCRIPTION	P/N
Rim Straightening Wrench	AER 54-500005

WIDE 5 WHEEL ADAPTORS



3/8" Plain Aluminum Wide 5 Wheel Adaptors

DESCRIPTION	P/N
2" Pilot hole Blank to Wide 5	BRP 136
5 on 5 1/2" to Wide 5	BRP 137
6 on 5" to Wide 5	BRP 138
6 on 5 1/2" to Wide 5	BRP 139
8 on 6 1/2" to Wide 5	BRP 140
5 on 4 1/2" to Wide 5	BRP 141
5 on 4 3/4" to Wide 5	BRP 142
5 on 5" to Wide 5	BRP 143
Replacement Wheel Stud	BRP 2060



1/2" Red Anodized Wide 5 Aluminum Wheel Adaptors

DESCRIPTION	P/N
5 on 5" to Wide 5	BRP 128
6 on 5" to Wide 5	BRP 129
Lightweight 6 on 5" to Wide 5	BRP 130
Lightweight 5 on 4 1/2", 5 on 4 3/4" & 5 on 5" Multi-Hole adaptor to Wide 5	BRP 131
6 on 5 1/2" to Wide 5	BRP 132
5 on 5 1/2" to Wide 5	BRP 133
Replacement Wheel Stud	BRP 2060

5/8" Red Anodized Wide 5 Aluminum Wheel Adaptors

DESCRIPTION	P/N
6 on 5" to Wide 5	BRP 135


6 ON 5" / 5 ON 5" WHEEL SPACERS



Did You Know...
 These wheel spacers will work on both 6 on 5" and 5 on 5" bolt patterns!

DESCRIPTION	P/N
1/2" Thick	BRP 149
3/8" Thick	BRP 150
1/4" Thick	BRP 150-2
5/16" Thick	BRP 150-3

WIDE 5 WHEEL SPACERS



Billet Aluminum Wheel Spacers

DESCRIPTION	P/N
1/4" Thick Wide 5 Spacer	BRP 148
3/8" Thick Wide 5 Spacer	BRP 151
1/2" Thick Wide 5 Spacer	BRP 152
1/4" Thick Spacer (sold each) 5 required per wheel	BRP 768




Billet Aluminum Wheel Spacers

DESCRIPTION	WEIGHT	P/N
1" Wide 5 Aluminum Wheel Spacer	3.4#	BRP 156
1 1/2" Wide 5 Aluminum Wheel Spacer	4.8#	BRP 154
2" Wide 5 Aluminum Wheel Spacer	4.7#	BRP 155
1" Wide 5 Wheel Spacer (includes 5 shortened studs for hub when 10 hole wheel is used)	3.4#	BRP 153

Wilwood Aluminum Wheel Spacer

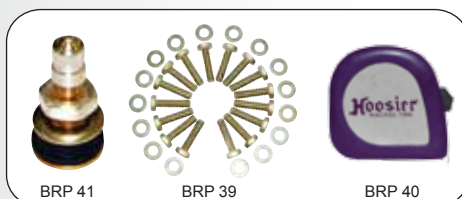
DESCRIPTION	P/N
2" Wide 5 Wheel Spacer	WIL 270-2189C

FOAM MUD PLUGS




DESCRIPTION	P/N
5" Thick Black Foam	ALL 44150
5" Thick Red Foam	ALL 44151
5" Thick Blue Foam	ALL 44152

ACCESSORIES



DESCRIPTION	P/N
Brass Valve Stem	BRP 41
5/16" Bolt Kit (16 grade 8 bolts and washers)	BRP 39
Tire Tape Measure	BRP 40

XRP PUSH ON HOSE AND FITTINGS



Blue Push On Hose

SOLD BY THE FOOT

DESCRIPTION	HOSE I.D.	P/N
#4 Push On Hose	1/4"	XRP 340004
#6 Push On Hose	3/8"	XRP 340006
#8 Push On Hose	1/2"	XRP 340008
#10 Push On Hose	5/8"	XRP 340010
#12 Push On Hose	3/4"	XRP 340012


Hose Tech Specs

SIZE	HOSE I.D.	HOSE O.D.	MAX OPERATING PSI	BURST PRESSURE PSI	BEND RADIUS
#4	.250"	.500"	250#	1000#	3"
#6	.375"	.620"	250#	1000#	3"
#8	.500"	.750"	250#	1000#	5"
#10	.625"	.900"	250#	1000#	6"
#12	.750"	1.030"	250#	1000#	7"



Aluminum Straight

SIZE	P/N
4	XRP 230004
6	XRP 230006
8	XRP 230008
10	XRP 230010
12	XRP 230012



Aluminum 45°

SIZE	P/N
6	XRP 234506
8	XRP 234508
10	XRP 234510
12	XRP 234512




Aluminum 90°

SIZE	P/N
4	XRP 239004
6	XRP 239006
8	XRP 239008
10	XRP 239010
12	XRP 239012



Aluminum 120°

SIZE	P/N
6	XRP 231206
8	XRP 231208
10	XRP 231210
12	XRP 231212



Aluminum 150°

SIZE	P/N
6	XRP 231506
8	XRP 231508
10	XRP 231510
12	XRP 231512



Brass Straight

SIZE	P/N
6	XRP 240006
8	XRP 240008
10	XRP 240010



Steel 90°


SIZE	P/N
6	XRP 249006
8	XRP 249008
10	XRP 249010



Brass Male NPT

THREAD SIZE	HOSE SIZE	P/N
1/4" NPT	6	XRP 260006
3/8" NPT	6	XRP 260066
3/8" NPT	8	XRP 260008
1/2" NPT	8	XRP 260088
1/2" NPT	10	XRP 260010

XRP STEEL BRAID HOSE AND FITTINGS




Stainless Steel Braided Hose SOLD BY THE FOOT

DESCRIPTION	HOSE I.D.	P/N
#4 Braided Hose	7/32"	XRP 300004
#6 Braided Hose	11/32"	XRP 300006
#8 Braided Hose	7/16"	XRP 300008
#10 Braided Hose	9/16"	XRP 300010
#12 Braided Hose	11/16"	XRP 300012
#16 Braided Hose	7/8"	XRP 300016




Hose Tech Specs

SIZE	HOSE I.D.	HOSE O.D.	MAX OPERATING PSI	BURST PRESSURE PSI	BEND RADIUS
#4	.219"	.438"	1500#	6000#	2"
#6	.344"	.547"	1500#	6000#	2.5"
#8	.438"	.641"	1250#	5000#	3.5"
#10	.562"	.797"	1250#	5000#	4"
#12	.688"	.928"	1000#	4000#	4.5"
#16	.875"	1.156"	750#	3000#	5.5"



Straight

SIZE	P/N
4	XRP 100004
6	XRP 100006
8	XRP 100008
10	XRP 100010
12	XRP 100012
16	XRP 100016



45°

SIZE	P/N
6	XRP 204506
8	XRP 204508
10	XRP 204510
12	XRP 204512
16	XRP 204516



90°

SIZE	P/N
4	XRP 209004
6	XRP 209006
8	XRP 209008
10	XRP 209010
12	XRP 209012
16	XRP 209016



120°

SIZE	P/N
6	XRP 212006
8	XRP 212008
10	XRP 212010
12	XRP 212012
16	XRP 212016



150°

SIZE	P/N
6	XRP 215006
8	XRP 215008
10	XRP 215010
12	XRP 215012
16	XRP 215016



180°

SIZE	P/N
6	XRP 218006
8	XRP 218008
10	XRP 218010
12	XRP 218012
16	XRP 218016



XRP Fire Sleeve

SIZE	P/N
6	XRP 320206
8	XRP 320208
10	XRP 320210
12	XRP 320212

XRP HS-79 LITEWEIGHT HOSE & FITTINGS



HS-79 4 Ply Ultra Light Hose SOLD BY THE FOOT



NOTE: REQUIRES CRIMPING DEVICE TO COMPLETE HOSES

DESCRIPTION	HOSE I.D.	P/N
#6 HS-79 Hose	.375"	XRP 322006
#8 HS-79 Hose	.500"	XRP 322008
#10 HS-79 Hose	.625"	XRP 322010
#12 HS-79 Hose	.750"	XRP 322012
#16 HS-79 Hose	1.00"	XRP 322016

Hose Tech Specs

SIZE	HOSE I.D.	HOSE O.D.	MAX OPERATING PSI	BURST PRESSURE PSI	BEND RADIUS
#6	.375"	.550"	600#	2400#	.75"
#8	.500"	.680"	600#	2400#	1.00"
#10	.625"	.810"	400#	1600#	1.25"
#12	.750"	.950"	400#	1600#	1.5"
#16	1.00"	1.20"	200#	800#	2.00"



HS-79 Crimp Collars

SIZE	P/N
6	XRP 225506
8	XRP 225508
10	XRP 225510
12	XRP 225512
16	XRP 225516



Straight

SIZE	P/N
6	XRP 220006
8	XRP 220008
10	XRP 220010
12	XRP 220012
16	XRP 220016



30°

SIZE	P/N
6	XRP 223006
8	XRP 223008
10	XRP 223010
12	XRP 223012
16	XRP 223016



45°

SIZE	P/N
6	XRP 224506
8	XRP 224508
10	XRP 224510
12	XRP 224512
16	XRP 224516



60°

SIZE	P/N
6	XRP 226006
8	XRP 226008
10	XRP 226010
12	XRP 226012
16	XRP 226016



90°

SIZE	P/N
6	XRP 229006
8	XRP 229008
10	XRP 229010
12	XRP 229012
16	XRP 229016



120°

SIZE	P/N
6	XRP 221206
8	XRP 221208
10	XRP 221210
12	XRP 221212
16	XRP 221216



150°

SIZE	P/N
6	XRP 221506
8	XRP 221508
10	XRP 221510
12	XRP 221512
16	XRP 221516



180°

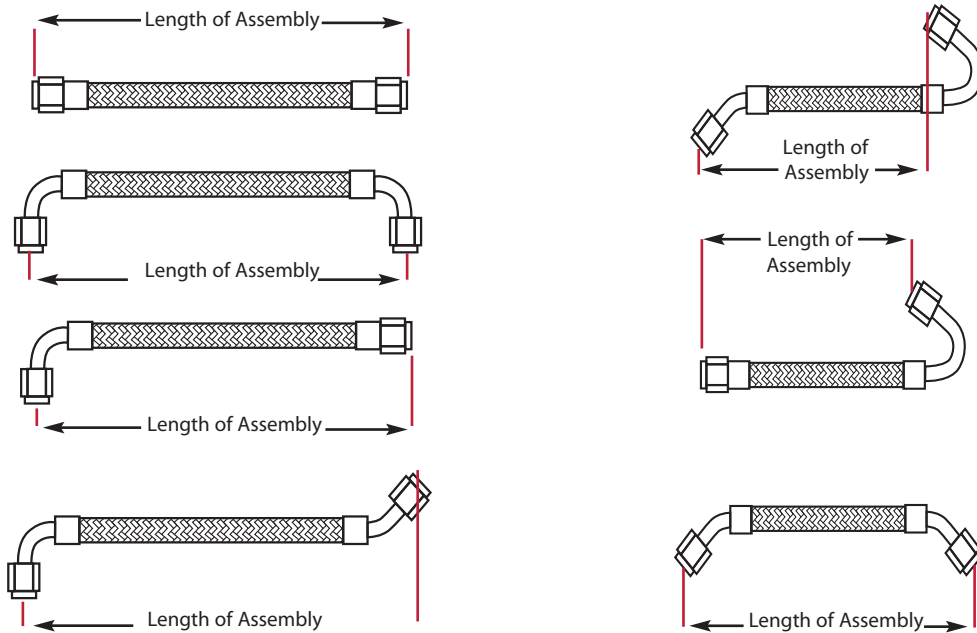
SIZE	P/N
6	XRP 221806
8	XRP 221808
10	XRP 221810
12	XRP 221812
16	XRP 221816

XRP HS-79 CUSTOM HOSE LENGTHS

XRP HS-79 ultra light hoses are available crimped and ready to bolt on! Just take some measurements and your salesman can order your custom hoses for you.

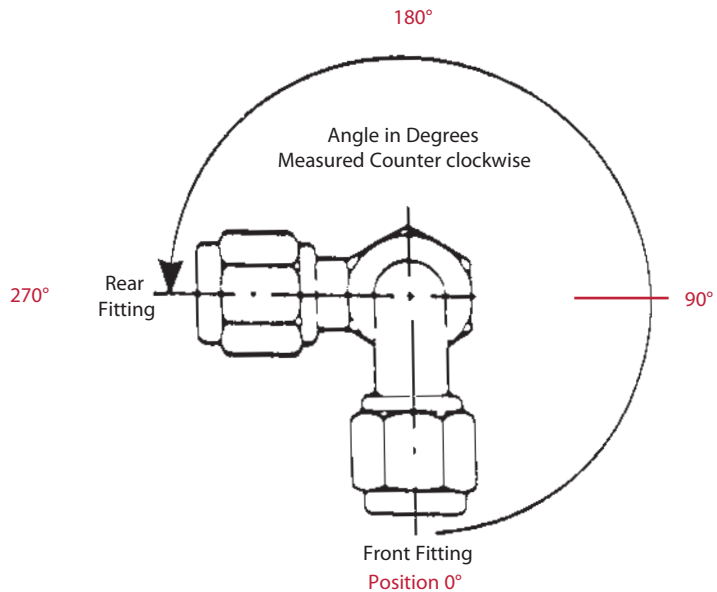
(Please allow ample time when ordering as each hose is custom built to your specifications)

Below is the a table of how to measure your hoses.



How To Measure Fitting Angle

To measure the angular rotation of hose fittings, place the fitting nearest you at position 0° (see illustration at right). Measure counter-clockwise to the desired position of the rear fitting. If the angle between fittings desired is position 0° to position 0°, specify 000. For example, this illustration shows a 270° angle.



4 ITEMS NEEDED WHEN PLACING HOSE ORDER:

- 1- Hose End #1 _____  4- Hose End #2 _____
- 2- Hose Length _____
- 3- Fitting Angle _____

Note: All HS-79 hoses are NON-RETURNABLE. Please make sure all measurements are correct before placing order.

XRP ALUMINUM ADAPTOR FITTINGS




Bulkhead Union

SIZE	P/N
3	XRP 983203
4	XRP 983204
6	XRP 983206
8	XRP 983208
10	XRP 983210
12	XRP 983212



90° Bulkhead Union

SIZE	P/N
3	XRP 983303
4	XRP 983304
6	XRP 983306
8	XRP 983308
10	XRP 983310
12	XRP 983312




45° Bulkhead Union

SIZE	P/N
3	XRP 983703
4	XRP 983704
6	XRP 983706
8	XRP 983708
10	XRP 983710




Bulkhead Union Tee

SIZE	P/N
3	XRP 983403
4	XRP 983404
6	XRP 983406
8	XRP 983408
10	XRP 983410



Bulkhead Union On Run

SIZE	P/N
3	XRP 980403
4	XRP 980404



Aluminum Nuts

SIZE	P/N
3	XRP 992403
4	XRP 992404
6	XRP 992406
8	XRP 992408
10	XRP 992410
12	XRP 992412



Union Tee

SIZE	P/N
4	XRP 982404
6	XRP 982406
8	XRP 982408
10	XRP 982410
12	XRP 982412



Female Flare Tee

SIZE	P/N
4	XRP 900204
6	XRP 900206
8	XRP 900208
10	XRP 900210



AN - NPT On Run Tee

SIZE	P/N
4 - 1/8" NPT	XRP 982604
6 - 1/4" NPT	XRP 982606
8 - 3/8" NPT	XRP 982608




AN - NPT Male Tee

SIZE	P/N
3 - 1/8" NPT	XRP 982503
4 - 1/8" NPT	XRP 982504
6 - 1/4" NPT	XRP 982506
8 - 3/8" NPT	XRP 982508



Male NPT Nipple

SIZE	P/N
1/8" NPT	XRP 991101
1/4" NPT	XRP 991102
3/8" NPT	XRP 991103
1/2" NPT	XRP 991104
3/4" NPT	XRP 991106



Female Flare Swivel

SIZE	P/N
4	XRP 900104
6	XRP 900106
8	XRP 900108
10	XRP 900110
12	XRP 900112
8 - 6	XRP 900186



Female NPT Union

SIZE	P/N
1/8" NPT	XRP 991001
1/4" NPT	XRP 991002
3/8" NPT	XRP 991003
1/2" NPT	XRP 991004
3/4" NPT	XRP 991006



O-Ring Sold Separately

AN O-Ring Plug

SIZE	P/N
6	XRP 981406
8	XRP 981408
10	XRP 981410
12	XRP 981412
16	XRP 981416



AN O-Rings

SIZE	P/N
6	NIA 112
8	NIA 113
9	NIA 115
10	NIA 210
12	NIA 212
16	NIA 216



AN O-Ring - AN Union

O-RING	TAPER	P/N
6	8	XRP 980086
8	6	XRP 980068
9	10	BRP 5026
10	8	XRP 980081
10	10	BRP 5024
10	12	XRP 980013
12	16	XRP 980014
12	10	BRP 5021
12	12	XRP 980012
20	16	XRP 980018




NPT - AN Straight

SIZE	P/N
3 - 1/8" NPT	XRP 981603
4 - 1/8" NPT	XRP 981604
4 - 1/4" NPT	XRP 981644
6 - 1/8" NPT	XRP 981662
6 - 1/4" NPT	XRP 981606
6 - 3/8" NPT	XRP 981666
6 - 1/2" NPT	XRP 981668
8 - 1/4" NPT	XRP 981607
8 - 3/8" NPT	XRP 981608
8 - 1/2" NPT	XRP 981688
10 - 3/8" NPT	XRP 981611
10 - 1/2" NPT	XRP 981610
10 - 3/4" NPT	XRP 981613
12 - 1/2" NPT	XRP 981614
12 - 3/4" NPT	XRP 981612
16 - 3/4" NPT	XRP 981617
16 - 1" NPT	XRP 981616
20 - 1 1/4" NPT	XRP 981620



NPT - AN 45°

SIZE	P/N
3 - 1/8" NPT	XRP 982303
4 - 1/8" NPT	XRP 982304
6 - 1/4" NPT	XRP 982306
10 - 3/8" NPT	XRP 982311
10 - 1/2" NPT	XRP 982310
12 - 1/2" NPT	XRP 982314
12 - 3/4" NPT	XRP 982312
16 - 1" NPT	XRP 982316




NPT - AN 90°

SIZE	P/N
3 - 1/8" NPT	XRP 982203
4 - 1/8" NPT	XRP 982204
4 - 1/4" NPT	XRP 982244
6 - 1/8" NPT	XRP 982262
6 - 1/4" NPT	XRP 982206
6 - 3/8" NPT	XRP 982266
8 - 1/4" NPT	XRP 982207
8 - 3/8" NPT	XRP 982208
8 - 1/2" NPT	XRP 982288
10 - 3/8" NPT	XRP 982211
10 - 1/2" NPT	XRP 982210
12 - 1/2" NPT	XRP 982214
12 - 3/4" NPT	XRP 982212
16 - 3/4" NPT	XRP 982217




Pipe Reducers

SIZE	P/N
1/4" - 1/8"	XRP 991201
3/8" - 1/4"	XRP 991202
3/8" - 1/8"	XRP 991203
1/2" - 3/8"	XRP 991204
1/2" - 1/4"	XRP 991205
1/2" - 1/8"	XRP 991206
3/4" - 1/2"	XRP 991207
3/4" - 3/8"	XRP 991208
3/4" - 1/4"	XRP 991209
1" - 3/4"	XRP 991210
1" - 1/2"	XRP 991211
1" - 3/8"	XRP 991212
1 1/4" - 3/4"	XRP 991216




Flare Union

SIZE	P/N
3	XRP 981503
4	XRP 981504
6	XRP 981506
8	XRP 981508
10	XRP 981510
12	XRP 981512
16	XRP 981516



Flare Reducer Union

SIZE	P/N
4 - 3	XRP 991902
6 - 4	XRP 991906
8 - 6	XRP 991912
10 - 6	XRP 991914
10 - 8	XRP 991915
12 - 6	XRP 991918
12 - 8	XRP 991919
12 - 10	XRP 991920
16 - 10	XRP 991922
16 - 12	XRP 991923



Male NPT Hex Plugs

SIZE	P/N
1/8" NPT	BRP 4822
1/4" NPT	BRP 4823
3/8" NPT	BRP 4824
1/2" NPT	BRP 4825
3/4" NPT	BRP 4826
1" NPT	BRP 4827



Male Allen NPT Plugs

SIZE	P/N
1/8" NPT	XRP 993202
1/4" NPT	XRP 993203
3/8" NPT	XRP 993204
1/2" NPT	XRP 993205
3/4" NPT	XRP 993206



Male AN Plugs

SIZE	P/N
3	XRP 980603
4	XRP 980604
6	XRP 980606
8	XRP 980608
10	XRP 980610
12	XRP 980612
16	XRP 980616



Female AN Caps

SIZE	P/N
3	XRP 992903
4	XRP 992904
6	XRP 992906
8	XRP 992908
10	XRP 992910
12	XRP 992912
16	XRP 992916



Stat-O-Seals

SIZE	P/N
1/2"	XRP 890208
9/16"	XRP 890209
5/8"	XRP 890210
3/4"	XRP 890212
7/8"	XRP 890214



Male - Female Adaptors

DESCRIPTION	P/N
AN 10 Female - AN 8 Male	XRP 995011
AN 8 Female - AN 10 Male	BRP 5051
AN 6 Female - AN 8 Male	XRP 995108
AN 8 Female - AN 6 Male	XRP 995008
1/2" NPT Female - AN 8 Male	BRP 5070
AN 10 Female - AN 12 Male	XRP 995112



Guage Fitting

	P/N
1/8" NPT Female to AN4 Male	XRP 705004
1/8" NPT Female to AN3 Male	XRP 705003

SPECIALTY FITTINGS



Steel AN - Straight

SIZE	P/N
AN3 - 1/8" NPT	XRP 481603
AN4 - 1/8" NPT	XRP 481604




Steel AN - NPT 45°

SIZE	P/N
AN3 - 1/8" NPT	XRP 482303
AN4 - 1/8" NPT	XRP 482304



Steel AN - NPT 90°

SIZE	P/N
AN3 - 1/8" NPT	XRP 482203
AN4 - 1/8" NPT	XRP 482204



Long Steel AN - NPT

SIZE	P/N
AN10 - 3/8" NPT	BRP 5065
AN10 - 1/2" NPT	BRP 5064
AN12 - 3/8" NPT	BRP 5067
AN12 - 1/2" NPT	BRP 5066




Steel AN Elbows

SIZE	P/N
AN6 - 45°	XRP 900406
AN6 - 90°	KBP 225
AN10 - 90°	KBP 227



Brass NPT Nipple

SIZE	P/N
1/2" NPT	KBP 232



Steel Male AN Union

SIZE	P/N
AN3	TIL 73-815-3L



2 1/2" Long

Oil Pressure Fitting

SIZE	P/N
1/8" NPT - AN4 (installs in engine)	BRP 5060



AN O-Ring -NPT Union

SIZE	P/N
AN9 O-Ring Male to 3/8" NPT Female	BRP 5027

ALUMINUM WELD IN BUNGS



AN Female

SIZE	P/N
10	BRP 5000
12	BRP 5001



AN Male

SIZE	P/N
4	BRP 5002
6	BRP 5003
8	BRP 5004
10	BRP 5005
12	BRP 5006
16	BRP 5007
20	BRP 5008



Female NPT

SIZE	ALUM	STEEL
1/8" NPT	BRP 4995	
1/4" NPT	BRP 4996	
3/8" NPT	BRP 4997	
1/2" NPT	BRP 4998	BRP 4998S
3/4" NPT	BRP 4999	
1" NPT	BRP 4991	



Weld In Bungs


SIZE	P/N
1/2"-20 Female	BRP 4990
1 1/2" - 12 Weld Bung (for BRP 563F cap)	BRP 5012
1 1/2" - 12 Bung and Cap Assembly	BRP 5013
1 1/2" - 12 Cap	BRP 563F

THREAD SIZES

AN THREAD SIZES



NPT THREAD SIZES



CRATE ENGINE AND COMPONENTS



MORE THAN JUST POWER.




**DIRT Sportsman
Crate Engines**

DESCRIPTION	P/N
GM 602 Crate Engine	GM 19258602

This list provides all necessary parts to install a crate engine.

QTY	DESCRIPTION	P/N	QTY	DESCRIPTION	P/N
FUEL DELIVERY SYSTEM			FLYWHEEL		
1	Carter fuel pump (comes with hardware & gasket)	CTR M4891	1	Chevy flywheel for crate engine BERT	BER 311-NC-EXT
1	GM fuel pump block plate	BRP 356	1	Bolt kit for flywheel to crankshaft	BRP 328
1	GM fuel pump push rod	COM 4616 or GM 3704817	1	Long chevy dowel pins	BRP 293
2	AN8-1/4" NPT adaptor fitting	XRP 981607	1	Chevy flywheel for WINTERS	WIN 63844-18
1	AN8 90 Degree push on fitting	XRP 249008	1	Aluminum coupler only	BRP 6032
1	AN8 Straight female push on fitting	XRP 230008	1	Ring gear only	BRP 6030
2	Blue push on hose	XRP 340008	1	Flywheel shims	WIN 62321
1	Holley carburetor log	BRP 5045	BELTS AND PULLIES		
1	Holley carburetor	HOL 4777 or HOL 0-80541-1	1	Serpentine Pulley System (includes belts)	BRP 1442 / BRP 1442BK
1	Open hole carb spacer	BRP 372	1	7MM Pulley System (includes belts)	BRP 9274-1
1	Fuel pump block plate gasket	DET 15018	BRP 9274-1 Includes: BRP 9279, BRP 9271, BRP 9273, BRP 9288, BRP 268BK, BRP 9068BK 3 X BRP 9289, BRP 9287, BRP 9296, ALL 30094		
2	Open hole carb spacer gasket	MRG 54	POWER STEERING SYSTEM		
1	Carb linkage adaptor kit	BRP 370	1	Power steering pump mount	BRP 268 / BRP 268BK
1	Throttle rod complete	BRP 410R-3	1	Serpentine power steering pump w/pulley	BRP 581
IGNITION SYSTEM			OPTIONAL ALTERNATORS		
8	Spark plugs	NGK TR5 or GM R44LTS	1	Powermaster Alternator	BRP 8172-BR
1	Spark plug wires	MOR 72407 or MSD 31249	1	Alternator mounting kit	BRP 9068 / 9068BK
OIL SYSTEM			1	Alternator 7MM Belt	BRP 9287
1	Oil filter adaptor	BRP 558 or ALL 92000	1 Powermaster alternator w/v-belt pulley		
1	Oil pressure adaptor	BRP 5060	1	Alternator mounting kit	BRP 9068 / 9068BK
1	Oil filter	FRM HP4	1	Alternator v-belt	BRP 937-1
1	Oil filter adaptor	BRP 552	1 Powermaster alternator w/serp pulley		
7	Joe Gibbs Racing Oil XP1	JGP 00006	1	Alternator mounting kit	BRP 9068 9068BK
COOLING SYSTEM			1	Alternator serpentine belt	BRP 947
1	Water pump	STE 13103	EXHAUST		
1	1-1/2" Upper rad hose	BRP 9345 / 9345RD	1	Headers (comes with bolts and gaskets)	SCH 1122BCM
1	1-3/4" Lower rad hose	BRP 9344 / 9344RD	2	Mufflers (3" inlet and outlet)	DMX 17223 or EXT 30830
2	Upper Radiator Hose Clamps	KBP 60	1	Muffler installation kit	BEY DMTPK-3
2	Lower Radiator Hose Clamps	KBP 62	AIR FILTER		
3	1/2" Pipe plugs for intake	XRP 993205	1	Air filter housing	ALL 26094
1	3/8" Pipe plug for intake	XRP 993204	1	Filter element 14" X 5"	GRN 2071 or K-N E3760
1	3/4" Pipe plug for water pump	XRP 993206	1	Filter pre-filter for 14" X 5" element	OUT 10-1004-01
1	2" Fan spacer	BRP 1012 / BRP 1012BK			
1	17" Steel fan	ALL 30103			
1	17" Nylon fan	ALL 30094			

BICKNELL ENGINE MOUNTS



Rear Engine Plates

DESCRIPTION	P/N
Mid-Rail (2000 to present) Rear Aluminum Engine Plate (fits small and big block chevy, Ford SVO and Chrysler)	BRP 292
Downtube Rear Engine Plate (fits small and big block chevy)	BRP 301

Front Engine Plates

DESCRIPTION	P/N
Small Block Chevy Front Plate - Wet Sump	BRP 312

Steel Side Engine Mounts

DESCRIPTION	P/N
Left Mount - Small Block Chrysler	BRP 302L
Right Mount - Small Block Chrysler	BRP 302R
Left Mount - Small Block & Big Block Chevrolet	BRP 304
Right Mount - Small Block & Big Block Chevrolet	BRP 305
Left Mount - Small Block Ford (SVO)	BRP 306
Right Mount - Small Block Ford (SVO)	BRP 307
Left Rubber Mount - Small Block & Big Block Chevrolet	BRP 298L
Right Rubber Mount - Small Block & Big Block Chevrolet	BRP 298R
Late Model Front SBC Engine Plate	BRP 308


Aluminum Front 1/2 Plates

DESCRIPTION	P/N
Small Block Chevrolet Right Front Aluminum Plate	BRP 325
Big Block Chevrolet Right Front Aluminum Plate	BRP 327

Engine Plate Spacers and Dowel Pins

DESCRIPTION	P/N
2" Long Round Spacer	BRP 482
4" Long Round Spacer	BRP 704
6" Long Round Spacer	BRP 749-6
1 3/8" Thick Spacer Block	BRP 314
2" Thick Spacer Block	BRP 315
2" Long Chevrolet Dowel Pins (sold in pairs)	BRP 293
Ford Dowel Pins (sold in pairs)	BRP 294

CHEVY ENGINE MOUNTS



Stock Engine Mounts

DESCRIPTION	P/N
Steel Chevrolet Front Engine Mounts (sold in pairs)	AFC 80651
Offset Steel Chevrolet Front Engine Mounts (sold in pairs)	PCR 100-364
Rear Steel Engine Mounts (sold in pairs)	AFC 80652

ENGINE STAND



DESCRIPTION	P/N
Allstar Chevy engine stand - all steel construction	ALL 10171

INTAKE MANIFOLDS



BRO HV-1000



WM 128250

Small Block Chevrolet Intake Manifolds

DESCRIPTION	P/N
Brodix SBC Intake (DIRT Spec Intake) Also fits Brodix -8, -10, -11, -11X and track 1 cylinder heads. Uses FEL 1206 gasket	BRO HV-1000
Edelbrock Intake Manifold #2925 CNC ported by Wilson Manifolds	WM 128250

BRODIX ALUMINUM SPEC HEADS



Chevrolet DIRT 358 Spec Head (sold each)

DESCRIPTION	P/N
DIRT Spec Head Bare	BRO SPCHMS-UPG
DIRT Spec Head Machined	BRO SPCHMSP-M-UPG
DIRT Spec Head Complete	BRO COMPLETE-UPG

Replacement Brodix Spec Head Parts

DESCRIPTION	P/N
Brodix 2.05 Intake Valves for Spec Head (sold each)	BRO BR60015
Brodix 1.60 Exhaust Valve for Spec Head (sold each)	BRO BR81022
Brodix Valve Spring for Spec Head (sold each)	BRO GA1000
Isky Valve Spring for Spec Head (sold QTY of 16)	ISK 9965
Brodix Valve Spring Retainers (sold each)	BRO BXTR2398BR

COMPLETE HEADS COME WITH THE FOLLOWING OPTIONS:

- Intake matched to FEL 1206
- Competition Valve job
- Angle Milled to 64CC
- Intake Valves- 2.055" X 5.020" (+.100")
- Exhaust Valves- 1.600" X 5.015" (+.050")
- Isky Tool Room Springs - 245# @ 1.950" & 585# @ 1.270" Lift
- Titanium Retainers with 10° locks
- includes 7/16" studs with 5/16" Guide plates (Comp 4808)
- Includes Valve Seals
- Upgraded to Manganese Bronze valve guides

CYLINDER LEAK DOWN GAUGES



BRP 9238



BRP 9238L

DESCRIPTION	P/N
BRP cylinder leak down gauge	BRP 9238
BRP liquid filled cylinder leak down gauge	BRP 9238L

OIL COOLERS



DESCRIPTION	P/N
BRP Lightweight Oil Cooler - 5 3/4" X 11" (2 X 1/2" NPT)	BRP 574
BRP Lightweight Oil Cooler - 8 1/2" X 11" (2 X 1/2" NPT)	BRP 575
BRP Lightweight Oil Cooler - 11" X 11" (2 X 1/2" NPT)	BRP 572
Griffin Oil Cooler - 5 3/8" X 12" X 2 1/2" (has 2 X 1/2" NPT Female, & 2 X AN12 Male Fittings)	GRF CX-11973-01
Oil Cooler Mount (2 Required) - Used to Mount Oil Cooler to BRP 447 Inner Side Bar Hoop	MFG CHA134
Griffin Oil Cooler Mount for left wing (mounts cooler to BRP 447 and BRP 7100 inner side bar hoops)	MFG CHA227

DRY SUMP TANK & MOUNT



DESCRIPTION	P/N
Saldana Dry Sump Tank - 24" Tall C 6" Round 12 quart capacity - has 1 X 3/4" NPT Inlet and 1 X 3/4" NPT Outlet and 3/4" NPT Vent in top	SAL OT624S-RH
Dry Sump Mount (comes with 2 clamps) - mounts in LR of BRP Chassis - Fits Saldana and Art's Round Tanks	BRP 556
Replacement Clamp (sold each)	BRP 556C
Self Adhesive Oil Pan / Dry Sump Tank Heater (5" X 7")	STF 6775
Dry Sump Vent Can - 3/8" NPT Inlet	ALL 36108
Replacement Saldana Dry Sump Tank Drain Plug	
Replacement O-Ring For XRP 9814106	XRP 981410
AN 16 In-Line Return Filter (comes with 75 micron stainless filter)	PTR 09-0439
Dirt Modified Left Side Aluminum Oil Lines (no return filter)	ART 2010L
Dirt Modified Left Side Aluminum Oil Lines With AN 16 return filter mount (AN 16 return filter sold separately)	ART 2010F
Art's Dry Sump Tank - 24" tall X 6" Round with 12 quart capacity (has AN 16 inlet and outlet - self venting)	ART 500101



OIL FILTERS



DESCRIPTION	WIX	FORD	FRAM
Ford / Chrysler			FRM HP1
GM	WIX 51060R	FOR FL12A	FRM HP4
Large GM with Adaptor			FRM HP6A


REAR END & TRANSMISSION OIL



DESCRIPTION	P/N
Joe Gibbs Synthetic 75W110 Gear Oil (1 quart)	JGP 00630
Xtreme Lubricants Synthetic 75W90 Gear Oil (5 gallon pail)	XTR 75W90
Torco Synthetic 75W90 Gear Oil (1 quart)	TOR A257590
Torco Synthetic 75W140 Gear Oil (1 quart)	TOR A257514
Torco MTF Manual Transmission Fluid (1 quart)	TOR A200022

BREATHERS

3" Diameter X 2" High



DESCRIPTION	P/N
1/2" Vent X 3" Diameter	K-N 62-1140
5/8" Vent X 3" Diameter	K-N 62-1150
3/4" Vent X 3" Diameter	K-N 62-1160
1" Vent X 3" Diameter	K-N 62-1170

2" Diameter X 1 1/2" High

DESCRIPTION	P/N
3/8" Vent X 2" Diameter	K-N 62-1000
1/2" Vent X 2" Diameter	K-N 62-1010
1" Vent X 2" Diameter	K-N 62-1040

1 1/2" Clamp-On

DESCRIPTION	P/N
1 1/2" Clamp-On	ALL 36202
1 1/2" Clamp-On With Shield	ALL 36203

REAR END OIL PUMP



DESCRIPTION	P/N
Tilton Rear End Pump	TIL 40-524
Replacement Seal Kit	TIL 40-902

OIL FILTER MOUNTS & ADAPTORS



BRP 550

BRP 555/557/559

Remote Oil Filter Mounts

DESCRIPTION	P/N
Remote Oil Filter Mount for HP1 style Oil Filter	BRP 555
Remote Oil Filter Mount for HP4 style Oil Filter	BRP 557
Remote Oil Filter Mount for HP6 style Oil Filter	BRP 559
Small Block Chevy Block Mount for BRP 557/BRP 555 Remote Oil Filter Mount	BRP 550

BRP 555/557/559 have 2 AN10 O-Ring Outlets, 1 X AN 10 O-Ring Inlet, and 1 X 1/8"NPT Pressure Outlet

Replacement Filter Adaptor Fitting

DESCRIPTION	P/N
Replacement Fitting for BRP 555 (adapts oil filter to housing)	BRP 555F
Replacement Fitting for BRP 557 (adapts oil filter to housing)	BRP 557F
Replacement Fitting for BRP 559 (adapts oil filter to housing)	BRP 559F



BRP 558/BRP 567

BRP 561

Oil Filter Adaptor with Bypass (Oil Cooler)

DESCRIPTION	P/N
Small Block Chevy Oil Filter Mount (has 1/2" NPT Inlet and Outlet for plumbing oil cooler) - Uses HP 4 Style Oil Filter	BRP 558
GEN 6 Big Block Chevy Oil Filter Mount (has 1/2" NPT Inlet and Outlet for plumbing oil cooler) - Uses HP 4 Style Oil Filter	BRP 567
Ford Oil Filter Mount (has 1/2" NPT Inlet and Outlet for plumbing oil cooler) - Uses HP 1 Style Oil Filter	BRP 561

Oil Filter Adaptor

DESCRIPTION	P/N
Small Block Chevy Oil Filter Adaptor (no bypass)	BRP 552

JOE GIBBS DRIVEN OILS



Joe Gibbs Racing Oil

DESCRIPTION	P/N
XP0 - Synthetic 0W5 Racing Oil	JGP 00406
XP1 - Synthetic 5W20 Racing Oil	JGP 00006
XP3 - Synthetic 10W30 Racing Oil	JGP 00306
XP5 - Semi - Synthetic 20W50 Racing Oil	JGP 00906
XP6 - Synthetic 15W50 Racing Oil	JGP 01006
XP9 - Synthetic 10W40 Racing Oil	JGP 03206
5W30 Break In Oil	JGP 01806
75W110 Gear Oil	JGP 00630



XTR 75W90



XTREME Racing Oil

DESCRIPTION	P/N
Xtreme Racing Oil Synthetic 5W50 (5 gallon pail)	XTR 5W50
Xtreme Racing Oil Synthetic 75W90 Gear Oil (5 gallon pail)	XTR 75W90

CHAMPION RACING OILS



CHA 4121K

CHA 4123i

CHA 4125i

CHA 4270H

CHA 4309H

CHA 4350H


CHA 4363H



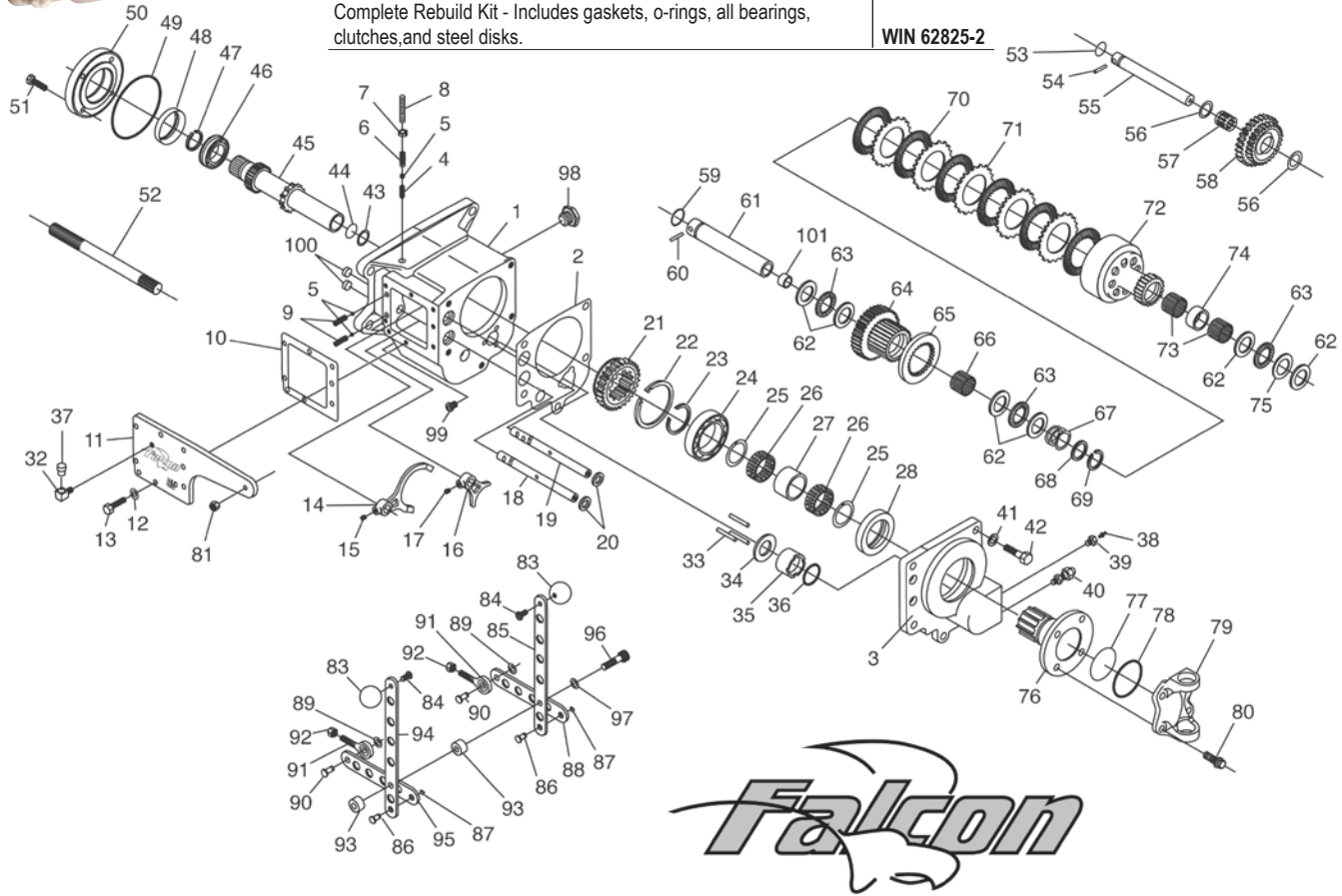
Champion Racing Oil

DESCRIPTION	P/N
Carburetor Cleaner - 11 oz.	CHA 4121K
Engine Degreaser	CHA 4123i
Brake Cleaner - 15 oz.	CHA 4125i
0W30 Break In Oil	CHA 4270H
15W50 Synthetic Racing Oil	CHA 4309H
15W50 Muscle Car Oil	CHA 4350H
10W30 Synthetic Racing Oil	CHA 4363H

WINTERS TRANSMISSIONS



DESCRIPTION	P/N
Winters Aluminum Modified Transmission (38 pounds)	WIN 60150
Replacement Shifter Assembly (comes complete with rod ends)	WIN 60115S
Economy Rebuild Kit - Includes gaskets, o-rings, clutches & disks	WIN 62824-2
Complete Rebuild Kit - Includes gaskets, o-rings, all bearings, clutches, and steel disks.	WIN 62825-2



REPLACEMENT PARTS LIST

ITEM	P/N	DESCRIPTION
1	WIN 61745	Transmission Case, Aluminum
1	WIN 61745M	Transmission Case, Magnesium
2	WIN 62155	Gasket
3	WIN 61843	Rear Cover, Aluminum
3	WIN 61843M	Rear Cover, Magnesium
4	WIN 62105	Shuttle Pin
5	WIN 67398	Detent Ball
6	WIN 62333	Detent Spring Top
7	WIN 68031	3/8-16 Jam Nut, Detent Screw
8	WIN 68030	3/8-16 x 1" Detent Screw
9	WIN 62332	Detent Spring, Side
10	WIN 62156	Gasket, Side Cover
11	WIN 62157	Side Cover, Shorty
12	WIN 67127	5/16 Washer
13	WIN 68034	5/16-18 x 3/4" HHCS
14	WIN 61911	Shift Yoke, Low/Neutral/Direct
15	WIN 67837	5/16-24 x 1/2" SHSS
16	WIN 61691	Shift Yoke, Reverse
17	WIN 68027	1/4-28 x 1/2" SHSS
1	WIN 62212	Shift Shaft, Reverse
19	WIN 62211	Shift Shaft, Low/Neutral/Direct
20	WIN 67259	Seal, Shift Shaft
21	WIN 61741	Sliding Gear
22	WIN 67686	Retaining Ring, Bearing
23	WIN 67685	Retaining Ring, Output Shaft
24	WIN 67556	Bearing, Output Shaft
25	WIN 67695	Retaining Ring
26	WIN 67568	Needle Bearing
27	WIN 62373	Aluminum Spacer
28	WIN 67262	Rear Seal
28	WIN 67262V	Rear Seal, Viton
32	WIN 68036	Street Elbow, 1/8 NPT
33	WIN 61845	Push Rod


ITEM	P/N	DESCRIPTION
34	WIN 61906	Piston Thrust Washer
35	WIN 61844	Piston
36	WIN 67482	O Ring, Piston
37	WIN 68024	Breather
38	WIN 65313	Bleeder
39	WIN 65314	Adapter, Bleeder
40	WIN 68042	Compression Fitting
41	WIN 67811	Washer
42	WIN 67117	7/16-14 x 1 1/4" HHCS
43	WIN 68304	Retaining Ring, Core Plug
44	WIN 68000	Core Plug
45	WIN 61991	Main Shaft
46	WIN 67555	Bearing, Input Shaft
47	WIN 67682	Retaining Bearing, Input Bearing
48	WIN 67256	Seal, Seal Plate
48	WIN 67256V	Seal, Seal Plate, Viton
49	WIN 67483	O Ring, Seal Plate
50	WIN 61744	Seal Plate
51	WIN 67195	5/16-18 x 3/4" 12pt
52	WIN 61739-02	Input Shaft, 22 Spline
53	WIN 67481	O Ring, Reverse Shaft
54	WIN 67992	Roll pin, Reverse Shaft
55	WIN 61743	Reverse Counter Shaft
56	WIN 68303	Retaining Ring
57	WIN 67563	Needle Bearing
58	WIN 61742	Reverse Idler Gear
59	WIN 67480	O Ring
60	WIN 67991	Roll Pin, Counter Shaft
61	WIN 61737	Counter Shaft
62	WIN 67560	Thrust Washer
63	WIN 67562	Thrust Bearing
64	WIN 61734-36	Clutch Pack Hub
65	WIN 61736	Clutch Pack Spacer
66	WIN 67591	Needle Bearing
67	WIN 61912	Clutch Spring

ITEM	P/N	DESCRIPTION
68	WIN 61847	Clutch Spring Spacer
69	WIN 67687	Retaining Ring
70	WIN 61853	Clutch Disk, Friction
71	WIN 61852	Clutch Disk, Steel
72	WIN 61735	Clutch Gear
73	WIN 67559	Needle Bearing
74	WIN 62354	Spacer
75	WIN 67585	Thrust Washer
76	WIN 61740	Flange
77	WIN 67990	Core Plug
78	WIN 67676	Retaining Ring, Core Plug
79	WIN 65856	Flange Yoke
80	WIN 67152	3/8-24 x 7/8" 12pt
81	WIN 68033	5/16-18 Jam Nut
83	WIN 62637	Shift Knob (Specify Red or Black)
84	WIN 68040	5/16-18 x 5/8" BHCS
85	WIN 62168	Shift Arm, Low/Neutral/Direct
86	WIN 62306	Linkage Pin
87	WIN 68301	Clip, Linkage Pin
88	WIN 62401	Shift Linkage, Low/Neutral/Direct
89	WIN 68302	Clip, Clevis Pin
90	WIN 62307	Clevis Pin
91	WIN 67580	Heim End
92	WIN 68032	Jam Nut, Heim End
93	WIN 62356	Spacer
94	WIN 62169	Shift Arm, Reverse
95	WIN 62402	Shift Linkage, Reverse
96	WIN 68019	Shoulder Bolt
97	WIN 68013	Wave Washer
98	WIN 68035	Plug, Fill
99	WIN 67874	Plug, Drain
100	WIN 68052	Case Plug
101	WIN 68025	Cap Plug

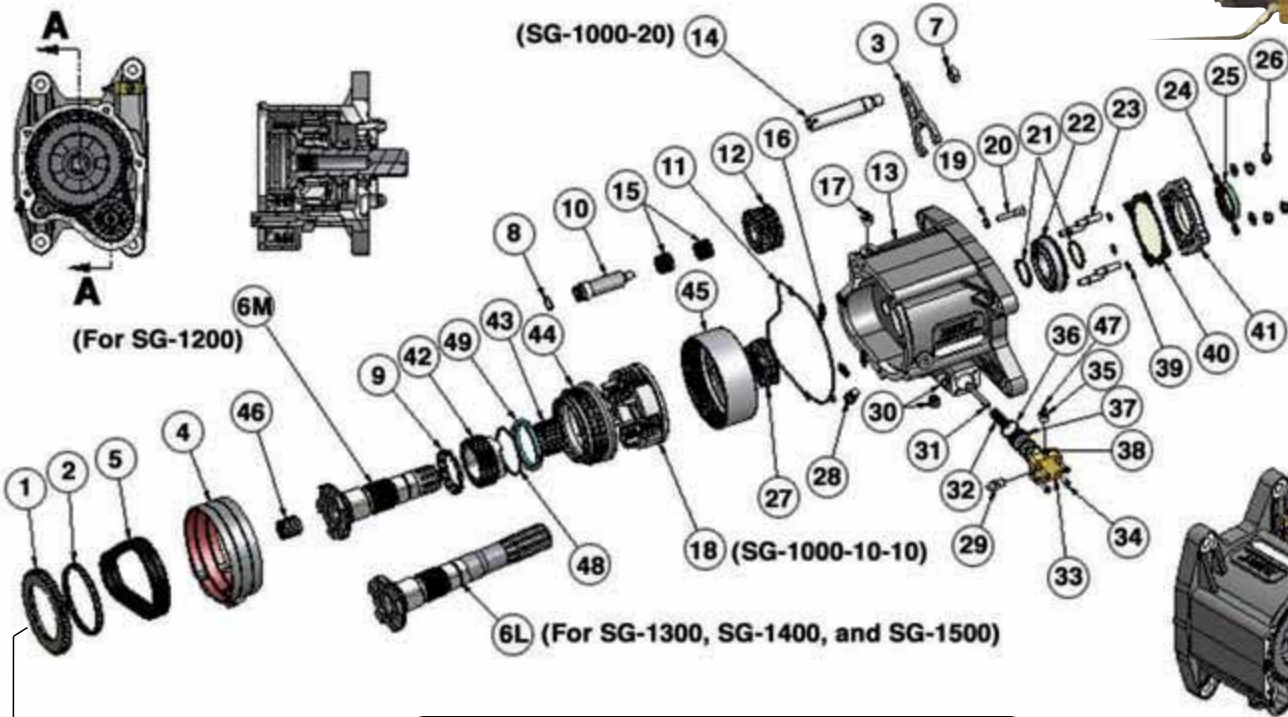


BERT GEN II TRANSMISSIONS


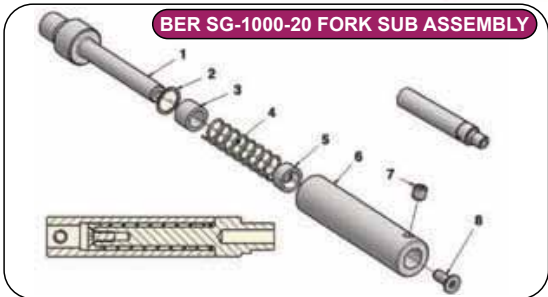
DESCRIPTION	P/N
GEN II Lightweight Modified Transmission (33.5 pounds) - NO SHIFTER	BER 1200
GEN II Lightweight Modified Transmission with Standard Shifter	BER 1200S
Standard Shifter Assembly	BER 1210
Remote Shifter Assembly	BER 078SG
Replacement Shifter Cable Only	BER 078-1C



GEN II MAIN BODY EXPLODED VIEW



GEN II TAIL SECTION EXPLODED VIEW



BERT GEN II TRANSMISSION PARTS LIST

GEN II MAIN BODY EXPLODED VIEW

ITEM	P/N	DESCRIPTION	ITEM	P/N	DESCRIPTION
1	BER SG-1029	Reverse Gear	23	BER SG-1037	Front Cover Stud X 4
2	BER SG-1031	Reverse Bearing (comes with SG-1061)	24	BER SG-1156	5/16" Flat Washer X 4
2B	BER SG-1061	3/16" Steel Ball	25	BER SG-1052	Shaft Seal CRWA1-R
3	BER SG-1017	Selector Fork	26	BER SG-1258	5/16"F Nylock Nut X 4
4	BER SG-1030-02	Bert Band (comes with SG 1030-01)	27	BER SG-1006	Sun Gear Selector
4B	BER SG-1030-01	Band Anchor	28	BER SG-1033	Band Anchor Stud
5	BER SG-1076	Double Row Chain	29	BER SG-1064	Servo AN Adaptor
6M	BER SG-1002	Input Shaft For Modified	30	BER SG-1063	1/4" NPT Magnetic Drain Plug X 2
6L	BER SG-1003	Input Shaft For Late Model	31	BER SG-1019	Band Anchor Shaft
7	BER SG-1056	1/2"F Nylock Nut	32	BER SG-1078	Piston Return Spring
8	BER SG-1079	O-Ring - 3/4" OD X 1/16" Wall	33	BER SG-1020	Servo Cover
9	BER SG-1032	Carrier Thrust Support Bearing	34	BER SG-1066	#10 Flat Head Allan Bolt X .750" X 4
9B	BER SG-1060	5/16" Steel Ball	35	BER SG-1065	Servo Bleed Adaptor (comes with SG-1067)
10	BER SG-1027	Reverse Gear Shaft (Comes with SG-1034)	36	BER SG-1081	O-Ring
11	BER SG-1038	O-Ring Casting	37	BER SG-1018	Servo Piston
12	BER SG-1028	Reverse Idler Gear	38	BER SG-1077	3/32" O-Ring X 2
13	BER SG-1001	Main Casting	39	BER SG-1082	Stud O-Ring X 4
14	BER SG-1000-20	Front Fork Sub Assembly	40	BER SG-1039	Gasket
15	BER SG-1057	Needle Bearing X 2	41	BER SG-1004	Front Cover
16	BER SG-1021	Thrust Washer X 4	42	BER SG-1012	Sun Gear
17	BER SG-1068	Breather	43	BER SG-1069	Needle Bearing
18	BER SG-1000-10-10	Carrier Sub Assembly	44	BER SG-1009	L and R Carrier
19	BER SG-1054	O-Ring - 9/16" OD X 1/16" Wall	45	BER SG-1007	Carrier Crown
20	BER SG-1022	Front Fork Support Screw	46	BER SG-1058	Needle Bearing
21	BER SG-1080	External Retaining Rings, 5160-137 X 2	47	BER SG-1067	Servo Bleed Adaptor Plug
22	BER SG-1053	Input Shaft Bearing	48	BER SG-1016	Sun Gear Thrust Ring
			49	BER SG-1011	Carrier Support

GEN II TAIL SECTION EXPLODED VIEW

ITEM	P/N	DESCRIPTION	ITEM	P/N	DESCRIPTION
1	BER SG-1150	Shaft Seal	13	BER SG-1202	Modified Output Shaft
2	BER SG-1102	Shifter Rod	14	BER SG-1250	Deep Groove Ball Bearing
3	BER SG-1017	Selector Fork	15	BER SG-1251	Shaft Seal CRWA1-R
4	BER SG-1157	7/16"C X 3/8" Set Screw X 2	16	BER SG-1021	Thrust Washer
5	BER SG-1056	1/2"F Nylock Nut	17	BER SG-1160	Internal Retaining Ring
6	BER SG-1155	5/16"C X 1 1/2" Hex Bolt X 4	18	BER SG-1101	Gear Selector
7	BER SG-1154	5/16"C X 2" Hex Bolt	19	BER SG-1252	3/8"F X 1 1/2" Hex Bolt
8	BER SG-1051	Lockwasher X 5	20	BER SG-1253	3/8" Lockwasher
9	BER SG-1156	Flat Washer X 5	21	BER SG-1213	Rear Yoke Washer
10	BER SG-1201	Modified Tail Housing	22	BER SG-1212	Modified Rear Yoke
11	BER SG-1035	Detent Plunger	23	BER SG-1203	Output Shaft Spacer
12	BER SG-1158	Detent Spring			

BER SG-1000-20 FORK SUB ASSEMBLY

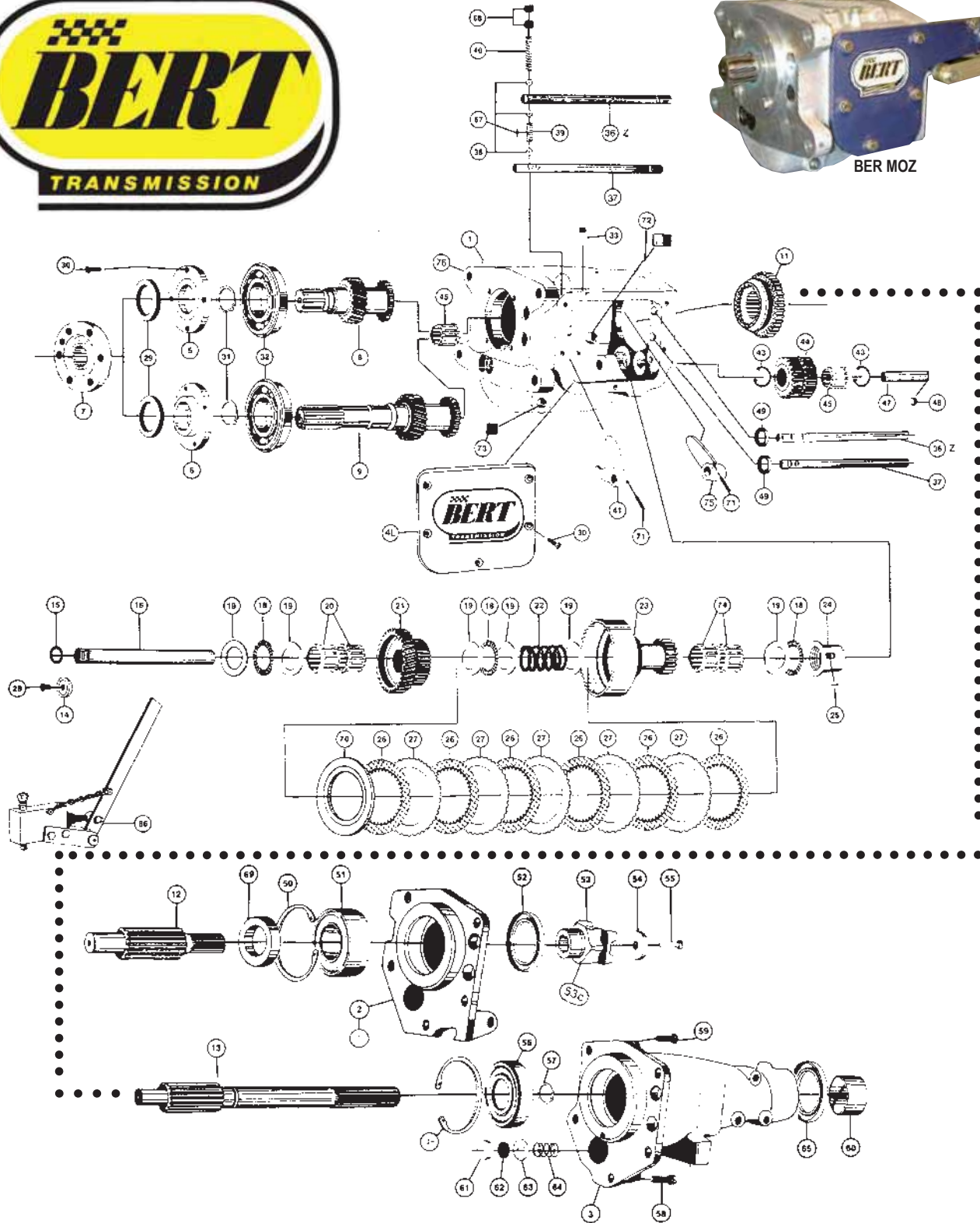

ITEM	P/N	DESCRIPTION
1	BER SG-1023	Shifter Rod
2	BER SG-1075	Internal Retaining Ring
3	BER SG-1025	Shifter Rod Spring Washer
4	BER SG-1073	Compression Spring
5	BER SG-1026	Shifter Rod Spring Compressor
6	BER SG-1024	Shifter Rod Spring Holder
7	BER SG-1072	1/4"C X 1/4" Set Screw
8	BER SG-1074	10-32 X 1/2" Flat Head Capscrew

BER SG-1000-10-10 SUB ASSEMBLY

ITEM	P/N	DESCRIPTION
1	BER SG-1070	1/4"F X 1 3/4" Hex Bolt X 4
2	BER SG-1071	1/4" Lockwasher X 4
3	BER SG-1010	Carrier Washer Plate
4	BER SG-1008	Planet Carrier
5	BER SG-1015	Planet Thrust Washer X 4
6	BER SG-1014	Planet Shaft X 4
7	BER SG-1059	Needle Bearing (.091") X 64
8	BER SG-1013	Planet Gear X 4

BERT TRANSMISSIONS

DESCRIPTION	P/N
DIRT Mod Aluminum Transmission (44 pounds)	BER MOZ



BERT TRANSMISSION PARTS LIST

ITEM	P/N	DESCRIPTION	ITEM	P/N	DESCRIPTION
1	BER 001	Main Casting	41	BER 041	Shifting Fork Direct Drive
2	BER 002	Rear Cover (Open Drive)	43	BER 043	Snap Ring Idler Gear
2	BER 002C	Rear Cover (Closed Drive)	44	BER 044	Reverse Idler Gear
3	BER 003	Tail Housing (Late Model)	45	BER 045	Cage Needle Bearing
4	BER 004L	Side Cover (Late Model)	46	BER 046	Snap Ring (Late Model)
4	BER 004M	Side Cover (Modified)	47	BER 047	Reverse Idler Shaft
5	BER 005	Front Seal Cover (Short Input)	48	BER 048	Woodruff Key
6	BER 006	Front Seal Cover (Long Input)	49	BER 049	Seal
7	BER 007	Drive Flange	50	BER 050	Snap Ring Modified
8	BER 008	Input Modified*(8Z)	51	BER 051	Output Bearing Modified
9	BER 009	Input Late Model*(9Z)	52	BER 052	Rear Oil Seal
11	BER 011	Direct Slider*(11Z)	53	BER 053	Yoke
12	BER 012	Output Modified	53	BER 053C	Yoke (Closed Drive)
13	BER 013	Output Late Model	54	BER 054	Rear Yoke Washer
14	BER 014	Counter Shaft Locking Washer	55	BER 055	Bolt 3/8"F X 1 1/4"
15	BER 015	O Ring	56	BER 056	OutPut Bearing Late Model
16	BER 016	Counter Shaft	57	BER 057	Snap Ring (Late Model)
18	BER 018	Thrust Needle Roller	58	BER 058	Hex Socket Cap Screw 7/16"C X 1 1/4"
19	BER 019	Thrust Washer A-.030"/B-.060"/C.090"	59	BER 059	Cap Screw 7/16"C X 1 1/4"
20	BER 020	Cage Needle Roller (3/4")	60	BER 060	Extension Bushing
21	BER 021	Front Counter Gear	61	BER 061	Piston 1 3/8"
22	BER 022	Spring Counter	62	BER 062	Break Cup 1 3/8"
23	BER 023	Rear Counter Gear	63	BER 063	Break Cup Extender
24	BER 024	Push Sleeve	64	BER 064	Spring
25	BER 025	Push Sleeve Key	65	BER 065	Rear Oil Seal
26	BER 026	Clutch Disk	66	BER 066	Clutch Master
27	BER 027	Steel Clutch	67	BER 067	Interlock Pin
28	BER 028	Button Head Screw 5/16"C X 1/2"	68	BER 068	Filling Plug
29	BER 029	Front Oil Seal	69	BER 069	Output Spacer
30	BER 030	Bolt 5/16"C X 1"	70	BER 070	Clutch Spacer
31	BER 031	Snap Ring	71	BER 071	Fork Retaining Pin
32	BER 032	Front Input Bearing	72	BER 072	Magnetic Plug
33	BER 033	Air Vent	73	BER 073	Drain Plug
36	BER 036	Low & Direct Shifting Rod	74	BER 074	Cage Needle Bearing
37	BER 037	Reverse Shifting Rod	75	BER 075	Reverse Shifting Fork
38	BER 038	Detent Ball	76	BER 076	Frost Plug 3/4
39	BER 039	Detent Spring	77	BER 077	Shifter detent Ball (Modified)
40	BER 040	Detent Spring High-Gear	78	BER 078M	Shifter Assembly

BERT TRANSMISSION SHIFTER PARTS



DESCRIPTION

Basic Overhaul kit for BER MOZ (GEN 1) transmission - Includes
6 X BER 026, 1 X BER 021; 2 X BER 049; 1 X BER 052; 1 X BER 062;
1 X BER 071; 2 X BER 076; 1 X NIA 210

P/N

BER 090

Gen 1 Shifter Parts

DESCRIPTION

BERT Shifter Assembly (comes complete with rod ends and side cover)
Replacement Reverse Shifter Handle
Replacement High/Low Shifter Handle
Replacement Reverse Link (between rod end and shifter handle)
Replacement High/Low Link (between rod end and shifter handle)
Replacement Shifter Knob
Replacement Clutch Master Cylinder
Replacement Clutch Handle

P/N

BER 078M
BER 080B
BER 080A
BER 078B
BER 078A
BRP 907
BRK 15-1511
BRP 4420-1

Use **TOR A200022** MTF Transmission Fluid

INBOARD BELLHOUSINGS



BER 300

DESCRIPTION	P/N
BERT Inboard Bellhousing	BER 300
BERT Replacement Idler Gear	BER 303
BERT Replacement Idler Bushing	BER 304
BERT Replacement Idler Shaft	BER 306
BERT Replacement Idler Spring	BER 308
BERT Replacement Idler Washer	BER 309
BERT Replacement Long Grease Fitting	BER 310
Winters Replacement Idler Gear	WIN 62344
Winters Replacement Idler Bushing	WIN 62204
Winters Replacement Idler Shaft	WIN 62685
Winters Replacement Idler Spring	WIN 62341
Winters Replacement Idler Washer	WIN 62815



BER 303


BER 306

BER 304

BER 308

BER 309

CRANK FLANGES/FLYWHEELS



BER 311-NC-EXT

BRP 330

BRP 336

DESCRIPTION	P/N
Aluminum Chevy Crank Flange - BERT Transmission	BRP 330
Ford Crank Adaptor (uses Chevy crank flange/flywheel)	BRP 335
Bert Steel Flywheel	BER 370
Bert Aluminum Fly Wheel Shim	BER 324
Steel Chevy Crank Flange - BERT Transmission	BER 007
Steel New Style Crank Flange (with dowel)- BERT Transmission	BER 007NC
602 Crate Engine Crank Flange/Flywheel (1 piece) BERT Trans.	BER 311-NC-EXT
Aluminum Chevy Crank Flange - WINTERS Transmission	BRP 336
Winters Steel Flywheel	WIN 62479A
Steel Chevy Crank Flange - WINTERS Transmission	WIN 62348-18
602 Crate Engine Crank Flange/Flywheel (1 piece) WINTERS Trans.	WIN 63844-18
Late Small Block Chevy 18 Spline Aluminum Crank Flange	WIN 62350-18A
602 Crate Engine Flywheel Shims (sold each)	WIN 62321
Chevy Flywheel Bolts (Pack of 6) 7/16" F X 1 1/4" Allen Bolts	BRP 328

GUNDRILLED DRIVESHAFTS



BRP 4044

DESCRIPTION	P/N
16"	BRP 4040
18" (engine back)	BRP 4042
20" (std engine location)	BRP 4044
22"	BRP 4046
24"	BRP 4048

YOKES & U - JOINTS



BRP 509

BRP 332

BRP 512

BER 513

BRP 9246


BRP 333

DESCRIPTION	P/N
16 Spline Steel Yoke (2.05#)	BRP 509
16 Spline Steel Yoke Machined (1.4#)	BRP 510
Solid U Joint	BRP 512
U-Bolt - comes with nuts and lock washers (sold each)	BRP 513
BRP Billet Aluminum U-Bolt (sold in packs of 2)	BRP 9246
16 Spline Aluminum Yoke	BRP 333
Replacement Washer for BRP 333 Yoke	BRP 333W
Replacement Snap Ring for BRP 333	BRP 613S
Aluminum Sprint Car U Joint Flange	BRP 332

DRIVESHAFT COVERS



BRP 9020



BRP 1645

Did You Know...
BRP 1645 and BRP 9020 driveshaft covers fit rubber floor cars and standard floor cars. The BRP 1644 yoke cover will only fit GEN 1 transmissions.

DESCRIPTION	P/N
Driveshaft Cover For Winters/Bert Transmission (GEN 1)	BRP 1645
Driveshaft Cover for Bert GEN II Transmission (fits std or engine back)	BRP 9020
Bolt On Strap For GEN II Transmission with remote shifter (fills hole)	BRP 9020-3
Engine Back Driveshaft Cover For Winters/Bert Transmission (GEN 1)	BRP 1643

SHIFTER EXTENSIONS



DESCRIPTION	P/N
3' Shifter extension kit (comes with mounting bolts) Used for driver back chassis - Fits Winters and Bert Gen I	BRP 9054

STARTERS



TP 3NEM



POW 9529

Inboard Starters

DESCRIPTION	P/N
Powermaster 200 ft/lb Inboard Starter	POW 9529
Total Power 3HP Inboard Starter (sealed to keep moisture out)	TP 3NEM
Total Power Replacement Solenoid (fits Total Power Starters Only)	TP PS508

Conventional Starters

DESCRIPTION	P/N
Afco Conventional Starter	AFC 64200
Conventional Block Mount for 153 or 168 Tooth Flywheel	ROD MIS-PC-2106



ROD MIS-PC-2106




AFC 64200

Tilton Starter Parts

DESCRIPTION	P/N
Pinion gear for starter drive assembly TIL 54-021	TIL 54-442
Solenoid for most starters (EXCEPT TIL 54-11050)	TIL 54-022

FLEXPLATES



QMI 509121

COL C-360-PB



LEF 075-1406

DESCRIPTION	P/N
153 Tooth Flexplate (early)	QMI 509121
Chevy Long Pilot Bushing	COL C-360-PB
Stamped Steel Clutch Fork	LEF 075-1406
153 Tooth Flexplate (late)	ALL 26836

BRP SHIFTER BALL



BRP 9057

DESCRIPTION	P/N
2" Billet Aluminum Shifter Ball - Red Anodized (3/8" C threads)	BRP 9057

QUARTER MASTER CLUTCHES & PARTS



QMI 298108



V Drive Clutches

DESCRIPTION	SPLINE	DIAMETER	P/N
2 Disc Early Chevy (2 piece Rear Main)	1 1/8" X 10	7.25"	QMI 298108
2 Disc Externally Balanced for Crate Engines	1 1/8" X 10	7.25"	QMI 298103ZZ

Pro Series Replacement Clutch Discs

DESCRIPTION	SPLINE	DIAMETER	P/N
2 Disc Friction Pack	1 1/8" X 10	7.25"	QMI 226080
3 Disc Friction Pack	1 5/32" X 26	5.5"	QMI 325090
3 Disc Friction Pack	1 1/8" X 10	5.5"	QMI 325080



Floater Plate

DESCRIPTION	P/N
Pro Series 5.5" Clutch Floater Plate	QMI 105506

Flexplates

DESCRIPTION	P/N
Early Chevy, 2 Piece Rear Main Seal, 153 Teeth	QMI 509121
Early Chevy, 2 Piece Rear Main Seal, 153 Teeth - Lightweight	QMI 509180



Hydraulic Release Bearings

DESCRIPTION	P/N
710 Series Hydraulic Release Bearing Assembly, 2.00" Contact	QMI 710100
Bearing Assembly, Street, 10.5 & Larger, Flat Face	QMI 721100




QMI 710100

QMI 721100

Release Bearing Seal Kits


DESCRIPTION	P/N
Seal Kit for 710 Series Hydraulic Release Bearings	QMI 710101
Seal Kit for 721 Series Hydraulic Release Bearings	QMI 721101

HEAD GASKETS



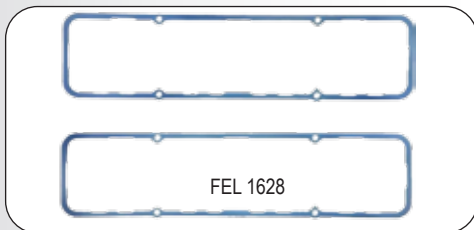
DESCRIPTION	P/N
SBC Steel Wire Ring - 4.166 Bore	FEL 1003
SBC 400 with Steel Wire Ring - 4.190 Bore	FEL 1004
SBC .039" Thick - 4.080 Bore	FEL 1043

INTAKE GASKETS



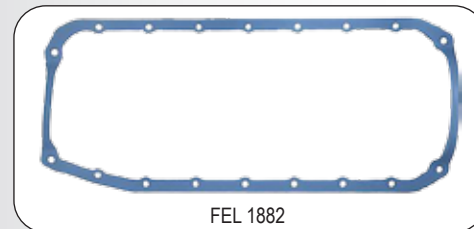
DESCRIPTION	P/N
DART 180 Heads	FEL 1204
SBC Small Race 1.28" X 2.09"	FEL 1205
SBC Medium Race 1.34" X 2.21"	FEL 1206
SBC Large Race 1.38" X 2.28"	FEL 1207
SBC 1/8" - 1.25" X 1.90" to 1.40" X 2.30"	FEL 1245

VALVE COVER GASKETS



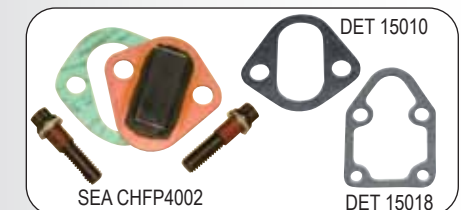
DESCRIPTION	P/N
SBC 7/32" Cork Rubber	FEL 1603
SBC 5/16" Steel Laminate	FEL 1604
SBC Blue Moulded Rubber with Steel Core	FEL 1628
BBC 5/16" Cork Rubber	FEL 1630
SBC 5/16" Thick Cork (Pair)	MRG 179

OIL PAN GASKETS



DESCRIPTION	P/N
SBC Thick Front Seal - LH Dipstick	FEL 1803
SBC One Piece Oil Pan Gasket	FEL 1882

FUEL PUMP GASKETS




DESCRIPTION	P/N
Chevy Fuel Pump	DET 15010
Chevy Fuel Pump Block Plate	DET 15018
Seals-It Fuel Pump Seal	SEA CHFP4002

EXHAUST GASKETS



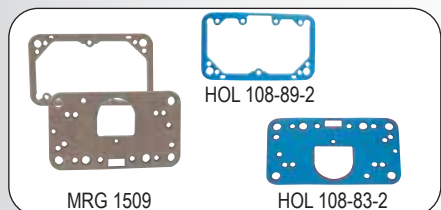
DESCRIPTION	P/N
SBC Small Race - 1.50" X 1.50"	FEL 1404
SBC "D" Shaped 1.50" X 1.63" - Brodix Spec Head	FEL 1406
SBC Brodix Spread Port 1.81" Diameter	FEL 1409
BBC 2.13" Round Port	FEL 1412
SBC Race	SCH 01510
BBC 2" Round Race	SCH 02510
SBC Crate Engine	SCH 01560
SBC Brodix Spec Head	SCH 01570

CARBURETOR GASKETS



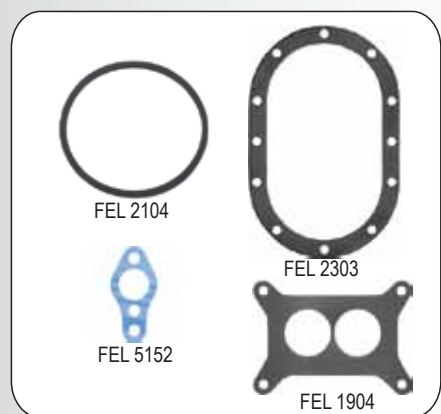
DESCRIPTION	P/N
Holley 4150 / 4777 Open Hole Gasket - Mr Gasket	MRG 54
Holley 4150 / 4777 Open Hole Gasket - Fel Pro	FEL 1900
Holley 4150 / 4777 4 Hole Gasket - Mr Gasket	MRG 55
Rochester 2 Barrel (Large Base) - Mr Gasket	MRG 52
Holley 2 Barrel 350 / 500 CFM - Mr Gasket	MRG 49

BOWL / METERING BLOCK GASKETS



DESCRIPTION	P/N
Blue Metering Block Gasket (sold in packs of 2)	HOL 108-89-2
Blue Bowl Gasket (sold in packs of 2)	HOL 108-83-2
Red Metering Block Gasket (sold each)	BLP 5401R
Red Bowl Gasket (sold each)	BLP 5400R
Metering Block and Bowl Gasket Set - brown(1 of each gasket in package)	MRG 1509
Carburetor Rebuild Kit - 650 CFM (4777)	HOL 37-485
Carburetor Rebuild Kit - 650 CFM HP (80541)	HOL 37-933
Carburetor Rebuild Kit - 500 CFM (4412)	HOL 37-474

MISCELLANEOUS GASKETS



DESCRIPTION	P/N
SBC Water Pump Gasket (sold each)	FEL 5152
SBC Water Pump Gasket (sold each)	DET 12046-1
Chevy Thermostat Housing Gasket	MRG 740
Air Cleaner Gasket with Steel Core	FEL 2104
Re-Usable Quick Change Cover Gasket	FEL 2303
SBC Timing Cover Gasket	FEL 2330
2 Barrel Holley Carb Gasket	FEL 1904

BATTERIES



TP 810

TP 1200 / TP 1500



GNB DT-700



DESCRIPTION	P/N
Total Power 1500 CA / 800 CCA 12V Racing Battery - weighs 31# (Dimensions - 9 7/8" L X 5 1/4" W X 6 7/8" T) Can Be Shipped	TP 1500
Total Power 1200 CA / 700 CCA 12V Racing Battery - weighs 24# (Dimensions - 7 3/4" L X 5 1/4" W X 6 7/8" T) Can Be Shipped	TP 1200
Total Power 310 CCA 12V Midget / Micro Battery - Weighs 15# (Dimensions - 6 7/8" L X 3 7/16" W X 6 1/8" T) Can Be Shipped	TP 810
GNB 810 CA / 700 CCA 12V Battery - Weighs 29# (Dimensions - 8.75" L X 6.75" W X 8.25" H) Cannot Be Shipped	GNB DT-700

BATTERY CABLES



TP CK-BRP-01



BRP 5107-1

Total Power Battery Cable Kits

DESCRIPTION	P/N
Total Power Battery Cable Kit - includes 52" positive cable, 12" ground cable, and 20" master switch to starter cable	TP CK-BRP-01
Total Power Engine Ground Kit - includes 8" cylinder head ground, 12" starter ground and 20" engine ground cables	TP GK-BRP-02

Top Post Battery Cable Kits

DESCRIPTION	P/N
Top Post 52" Positive Battery Cable	BRP 5107-1
Top Post 12" Negative Battery Cable	BRP 5107
20" Starter to Master Switch Cable	BRP 5107-2

BATTERY POSTS



TP 23-01264

TP 75904-01

DESCRIPTION	P/N
Total Power Battery Posts (Includes positive and negative)	TP 23-01264
Sealed Hi Amperage Master Battery Disconnect Switch (Stem and terminals are sealed to keep moisture out of switch)	TP 75904-01

BATTERY BOXES / HOLD DOWNS



ALL 76100

BRP 1541

DESCRIPTION	P/N
Standard Style Battery Box With Hold Down	ALL 76100
Battery Hold Down for 2000 to present Bicknell Chassis	BRP 1541

MSD IGNITION BOXES



DESCRIPTION	P/N
MSD Ignition Box with fixed 7600 Rev Chip - DIRT 358 Legal	MSD 64316
MSD Ignition Box with Soft Touch Rev Control - Interchangeable Chips	MSD 6425
MSD 6ALN Ignition Box	MSD 6430
Pro Stock / Sportsman Soft Touch Rev Control	MSD 87286
Pro Stock / Sportsman Digital Rev Control - permitted after 1/1/2015 <i>will be mandatory for DIRTCar as of 1/1/2016</i>	MSD 8727CT
Lexan Chip Cover For MSD 87286 (keeps rev chip in place)	BRB 10

MSD IGNITION PARTS




DESCRIPTION	P/N
MSD Pro Billet Distributor - Chevy V8 with Locked Out Timing	MSD 85501
High Vibration Ignition Coil - does not come with mount (use MSD 8213)	MSD 8222
Replacement Rotor - Fits most MSD Billet and Pro Billet Distributors	MSD 8467
Replacement Chevy Cap for Most MSD Billet and Pro Billet Distributors	MSD 8433
Coil Mount for MSD 8222	MSD 8213
Blue Blaster HVC Coil - comes with mounting hardware	MSD 8252
Bronze Chevy Distributor Gear - MSD Distributor	COL C-350-MSD
Stock Chevy Bronze Distributor Gear	COL C-350
Distributor Extension Cable (green/purple trigger wire)	MSD 8860
Universal Coil Wire Assembly	MOR 73235
Distributor Advance Kit	MOR 72300
MSD 3000 Rev Chip	MSD ASY10177
MSD 6000 Rev Chip	MSD ASY11216
MSD 6200 Rev Chip	MSD ASY11533
MSD 7600 Rev Chip	MSD ASY11545

WEATHER TIGHT CONNECTORS



DESCRIPTION	P/N
MSD Weather Tight Connector - 6 Pin Square Plug	MSD 8180
MSD Weather Tight Connector - 2 Pin Square Plug	MSD 8184
MSD Weather Tight Connector - 6 Pin Flat Plug	MSD 8170
2 pin Weather Tight Plug for BRP 9153 Helmet Fan (can be used for other connections)	BRP 9157

SPARK PLUGS & WIRES



DESCRIPTION	P/N
Moroso SBC Under Header - NON HEI Style	MOR 72405
Moroso SBC Under Header - HEI Style	MOR 72407
MSD SBC Over Valve Cover - HEI Style	MSD 31359
MSD SBC Under Header - HEI Style	MSD 31249



DESCRIPTION	P/N
Autolite # AR52 - Brodix Spec Head	AUT AR52
NGK Crate Engine Spark Plug	NGK TR5
NGK Extended Tip	NGK R5674-8
NGK Short Tip	NGK R5673-8
NGK Brodix Spec Head - Flat Tip	NGK R5671A-9
NGK Brodix Spec Head - Extended Tip	NGK R5672A-8
NGK Brodix Spec Head - Extended Tip Cold Plug	NGK R5672A-9

REPLACEMENT GAUGES

2 5/8" Autogage Gauges

DESCRIPTION	P/N
Mechanical Oil Pressure - 0 - 100 psi	ATM 2312
Mechanical Fuel Pressure - 0 - 15 psi	ATM 2311
Mechanical Water Temperature - 140° - 280°F	ATM 2313
Mechanical Oil Temperature - 140° - 280°F	ATM 2314

2 5/8" Autometer Gauges

DESCRIPTION	P/N
Mechanical Oil Pressure - 0 - 100 psi	ATM 3421
Mechanical Fuel Pressure - 0 - 15 psi	ATM 3411
Mechanical Water Temperature - 140° - 280°F	ATM 3431
Mechanical Oil Temperature - 140° - 280°F	ATM 3441

2 5/8" Autometer Liquid Filled Gauges

DESCRIPTION	P/N
Mechanical Oil Pressure - 0 - 100 psi	ATM 5421
Mechanical Fuel Pressure - 0 - 15 psi	ATM 5411
Mechanical Water Temperature - 140° - 280°F	ATM 5431
Mechanical Oil Temperature - 140° - 280°F	ATM 5441

2 5/8" Autometer Glow In Dark Gauges

DESCRIPTION	P/N
Mechanical Oil Pressure - 0 - 100 psi	ATM 4521
Mechanical Fuel Pressure - 0 - 15 psi	ATM 4511
Mechanical Water Temperature - 140° - 280°F	ATM 4531
Mechanical Oil Temperature - 140° - 280°F	ATM 4541

2 5/8" Quantum Gauges (dash panels)

DESCRIPTION	P/N
Mechanical Oil Pressure - 0 - 100 psi	GAU 5101
Mechanical Fuel Pressure - 0 - 15 psi	GAU 5109
Mechanical Water Temperature - 140° - 280°F	GAU 5102
Mechanical Oil Temperature - 140° - 280°F	GAU 5103

DESCRIPTION	P/N
1/8" NPT Female to AN 4 Male Gauge Adaptor	XRP 705004



TACHOMETERS

Mechanical Tachometers

DESCRIPTION	P/N
3 3/4" Face Tachometer - Remote Recall, 0 - 10,000 RPM Std Ignition	ATM 6601
5" Face Tachometer - Non Remote Recall, 0 - 9,000 RPM Std Ignition	ATM 6809
Quick Car 5" Face Memory Tachometer - 0 - 10,000 RPM STD Ignition	QRP 611-6001



Digital Tachometers

DESCRIPTION	P/N
Digital Tachometer (works on all ignition systems) 3 1/8" X 3 1/8" X 1"	TEL TACH



GAUGE PANELS

Quantum Gauge Panels

DESCRIPTION	P/N
2 Gauge Panel - Oil Pressure/Water Temp with Lights	GAU 5200
3 Gauge Panel - Oil Pressure/Water Temp/Oil Temp with Lights	GAU 5300



BRP PRE-WIRED DASH PANELS

Did You Know...

These pre-wired dash panels are ready to install in any BRP car. They come with Oil Press, Water Temp, and all sending units and lights.



DESCRIPTION	P/N
BRP Pre-Wired Dash	GAU 5104-01
BRP Pre-Wired Dash with Glow In Dark Gauges	GAU 5104-01GID

Dash Accessories


DESCRIPTION	P/N
5 Lug Terminal Strip	GAU 360-1261
Sealed Starter Remote Button with 20" Pre-Wired Leads	GAU 5091
22" Remote Starter Switch (spring loaded switch)	GAU 5092

SWITCHES



DESCRIPTION	P/N
Toggle Switch with Flip Cover	REB 160-1465
Toggle Switch	REB 160-1470
Magneto Toggle Switch or Replacement Switch for BRP 5104 Dash	GAU 5090
Starter Push Button	REB 160-1485
Replacement Flip up Switch Cover	REB 160-1490
Sealed Starter Remote Button with 20" Pre-Wired Leads	GAU 5091

MASTER DISCONNECT SWITCHES



DESCRIPTION	P/N
Battery Master Disconnect Switch with Alternator (4 terminals)	REB 160-1500
Total Power Sealed Master Battery Switch with Alternator (switch is sealed internally at stem and connections for a moisture resistant seal)	TP 75904-01
Battery Master Disconnect Switch - No Alternator (2 terminals)	AFC 85268


REBCO SWITCH PANELS



Switch Panels - HEI & MSD Ignitions

DESCRIPTION	P/N
Push Button with Flip Cover Switch	REB 150-3395
Push Button with Switch	REB 150-3400
Push Button with Switch, pilot light and 1 accessory switch/pilot light	REB 150-3435
Push Button with Switch, pilot light and 2 accessory switch/pilot lights	REB 150-3445

WARNING LIGHTS



DESCRIPTION	P/N
Oil Pressure Warning Light Kit - 20 psi Sending Unit with Red Light	REB 140-1280
Oil Temperature Warning Light Kit - 275° Sending Unit with Blue Light	REB 140-1315
Fuel Pressure Warning Light Kit - 3 psi Sending Unit with Clear Light	REB 140-1320
Water Temperature Warning Light Kit - 230° Sending Unit with Amber Light	REB 140-1305
Replacement Amber Light Only	REB 140-1365
Replacement Blue Light Only	REB 140-1366
Replacement Clear Light Only	REB 140-1367
Replacement Red Light Only	REB 140-1368

REPLACEMENT SENDING UNITS



DESCRIPTION	P/N
Adjustable Fuel Pressure Sending Unit - 3 psi (adjustable + or - 2 psi)	REB 140-1335
Oil Pressure Sending Unit - 20 psi	REB 140-1345
Water Temperature Sending Unit - 230°	REB 140-1350
Oil Temperature Sending Unit - 275°	REB 140-1355
1/2" NPT Adaptor for Water Temperature Gauge	ATM 2264

SBC WATER PUMP SPACERS



DESCRIPTION	P/N
1/8" Thick Water Pump Spacer (sold in packs of 2 with 4 gaskets)	BRP 6098
1/4" Thick Water Pump Spacer (sold in packs of 2 with 4 gaskets)	BRP 6099
3/8" Thick Water Pump Spacer (sold in packs of 2 with 4 gaskets)	BRP 6100
1/2" Thick Water Pump Spacer (sold in packs of 2 with 4 gaskets)	BRP 6101
Replacement Water Pump Gaskets (sold in packs of 4)	BRP 6097

WATER PUMPS



DESCRIPTION	P/N
SBC Short Stage 3 Ultra High Flow Cast Aluminum Water Pump	STE 33103
SBC Short Stage 1 High Flow Cast Iron Water Pump	STE 13103
SBC Short Cast Aluminum Water Pump	ALL 31105
SBC Water Pump Block Plates (sold in pairs) used in transporting engine	BRP 9244
BBC Water Pump Block Plates (sold in pairs) used in transporting engine	BRP 9245

FANS & FAN SPACERS



15" and 17" Fans

DESCRIPTION	P/N
15" Steel 6 Blade Fan (3.60#)	ALL 30102
17" Steel 6 Blade Fan (3.90#)	ALL 30103
15" Aluminum 6 Blade Fan (2.65#)	ALL 30096
17" Aluminum 6 Blade Fan (3.10#)	ALL 30097
17 1/2" Steel 4 Blade Fan	AFC 80183
Ultra Light 17" Nylon 6 Blade Fan (0.65#)	ALL 30094

Billet Aluminum Fans Spacers

DESCRIPTION	RED P/N	BLACK P/N
5/8" Fan Spacer	BRP 1014	BRP 1014BK
1" Fan Spacer	BRP 1009	BRP 1009BK
1 1/2" Fan Spacer	BRP 1010	BRP 1010BK
2" Fan Spacer	BRP 1012	BRP 1012BK
2 1/2" Fan Spacer	BRP 1013	BRP 1013BK
3" Fan Spacer	BRP 1015	BRP 1015BK
3 1/2" Fan Spacer	BRP 1017	BRP 1017BK
4" Fan Spacer	BRP 1019	BRP 1019BK
Replacement Spacer (adapts 5/8" shaft water pumps to 3/4")	BRP 950S	

Did You Know...

BRP fan spacers fit 5/8" & 3/4" water pumps and come with all mounting hardware



EXPANSION TANKS



DESCRIPTION	P/N
Surge Tank Neck With Rad Cap Neck	BRP 570
Over Flow Catch Can	BRP 568
Art's Standard Height Expansion Tank - right side outlet	ART EXP5-RST
SBC Short Expansion Tank - right side outlet	FIN 003
BBC Short Expansion Tank - right side outlet (with 18" cylinder head/intake clearance)	FIN 007

RAD CAPS AND BILLET NECKS



DESCRIPTION	P/N
22# Radiator Cap	AFC 80153
29-31# Radiator Cap	LON 75265
Billet Aluminum Rad Neck for Rad Cap (Weld On)	BRP 5125
Barb Fitting for Aluminum Rad Neck (1/8" NPT X 3/8" I.D. Hose)	BRP 5126
Billet Aluminum 1 1/2" Rad Neck (Weld On)	BRP 6092
Billet Aluminum 1 3/4" Rad Neck (Weld On)	BRP 6093
Brass Fitting For Radiator Neck - 1/8" NPT to 1/4" hose end	BRP 4993


RADIATORS & COOLING

THERMOSTAT HOUSINGS AND OUTLETS



DESCRIPTION	P/N
1 1/4" Thick Thermostat Spacer with 2 3/8"NPT Outlets	BRP 587
1" Thick AN16 Thermostat Housing with 2 3/8" NPT Outlets	BRP 589
AN 16 Water Outlet - No Swivel	BRP 583
Water Outlet Top For Radiator Cap	MOR 63465
AN 16 Water Outlet - Straight Swivel	BRP 1045
AN 20 Water Outlet - Straight Swivel	BRP 1047
AN 16 Water Outlet - 90° Swivel	BRP 1046
AN 20 Water Outlet - 90° Swivel	BRP 1048
Water Outlet Restrictor Kit	MOR 63440

LATE MODEL RADIATORS



Afco Aluminum Radiators

DESCRIPTION	WIDTH	HEIGHT	THICKNESS	P/N
Aluminum Chevy	27 1/2"	19"	2 1/4"	AFC 80101N
Aluminum Chevy - No Rad Cap	27 1/2"	19"	2 1/4"	AFC 80101-1N
Aluminum Chevy	31"	19"	2 1/4"	AFC 80102N
Aluminum Ford	31"	19"	2 1/4"	AFC 80102FN

DIRTCar RADIATORS



Pat's Rad Aluminum Radiators

DESCRIPTION	WIDTH	HEIGHT	THICKNESS	FAN SHROUD	P/N
Aluminum Crossflow - No Rad Cap (Top Right and Bottom Right)	23"	23"	3 3/4"	SBC- ART FS7 BBC- ART FS6	PAT 1
Aluminum Downflow - With Rad Cap (Top Left and Bottom Right)	23"	23"	3 3/4"	SBC- BRB 2 BBC- BRB 1	PAT 4
Lightweight Crossflow - No Rad Cap (Top Right and Bottom Right)	22"	23"	3 1/4"	SBC- ART FS7 BBC- ART FS6	PAT 5
Lightweight Downflow - With Rad Cap (Top Left and Bottom Right)	22 1/2"	22 3/4"	3 1/4"	SBC- BRB 2 BBC- BRB 1	PAT 6



Griffin Aluminum Radiators



DESCRIPTION	WIDTH	HEIGHT	THICKNESS	FAN SHROUD	P/N
Aluminum Crossflow - No Rad Cap (Top Right and Bottom Right)	23"	23"	3 3/4"	SBC- BRB 2 BBC- BRB 1	GRF 185195HP
Aluminum Downflow - With Rad Cap (Top Left and Bottom Right)	23"	23"	3 3/4"	SBC- BRB 2 BBC- BRB 1	GRF 185195P

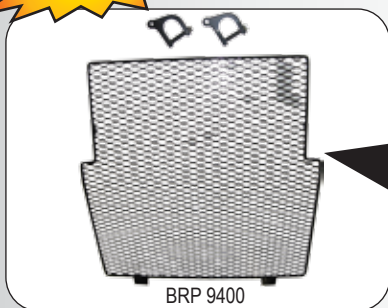


Art's Aluminum Radiators



DESCRIPTION	WIDTH	HEIGHT	THICKNESS	FAN SHROUD	P/N
Aluminum Crossflow - No Rad Cap (Top Right and Bottom Right)	23"	23"	3 3/4"	SBC- ART FS7 BBC- ART FS6	ART 100121

NEW PRODUCT



DIRTCar RADIATOR SCREENS

DESCRIPTION	P/N
Front Radiator Screen Kit (comes complete with clamps and bolts)	BRP 9400
Replacement Clamp Bracket	BRP 9053BK




FAN SHROUDS

Fiberglass Fan Shroud for 17" Fans

DESCRIPTION	WIDTH	HEIGHT	THICKNESS	P/N
BBC Downflow Fan Shroud	22 1/2"	20 1/2"	3 3/4"	BRB 1
SBC Downflow Fan Shroud	22 1/2"	20 1/2"	6"	BRB 2
BBC Crossflow Fan Shroud	20"	22"	4"	ART FS6
SBC Crossflow Fan Shroud	20"	22"	6"	ART FS7

Aluminum Fan Shroud for 17" Fans

DESCRIPTION	WIDTH	HEIGHT	THICKNESS	P/N
SBC/BBC Crossflow Fan Shroud	19 1/2"	22"	2"	BRB 7



BRB 7

BRB 1

4 PLY PREFORMED SILICONE RADIATOR HOSES



BRP 9345

BRP 9344

BRP 9347

BRP 9346

DESCRIPTION	RED P/N	BLACK P/N
SBC Lower Radiator Hose (lower right of radiator to pump) - 1 3/4" inlet and outlet X 24 3/4" long	BRP 9344RD	BRP 9344
SBC Upper Radiator Hose (top left of radiator to expansion tank) - 1 1/2" inlet and outlet X 21 3/4" long	BRP 9345RD	BRP 9345
BBC Lower Radiator Hose (lower right of radiator to pump) 1 3/4" Outlet, 2" Inlet X 21" Long	BRP 9346RD	BRP 9346
SBC or BBC Upper Radiator Hose (top right of radiator to expansion tank - 1 1/2" inlet and outlet X 19 1/4" long)	BRP 9347RD	BRP 9347

AVAILABLE IN RED AND BLACK!

UNIVERSAL RADIATOR HOSES AND PLUGS



RED 80204

MOR 63730

BRP 6091

GOO 58024

DESCRIPTION	P/N
Universal 1 1/2" Radiator Hose - 48" Long	GOO 58024
Universal 1 3/4" Radiator Hose - 48" Long	GOO 58028
1 1/2" Hose Plug Assembly (comes with 1 1/2" X 3" L hose, 2 KBP 28C, & BRP 6090-1 plug)	BRP 6090
1 3/4" Hose Plug Assembly (comes with 1 3/4" X 3" L hose, 2 KBP 32C, & BRP 6091-1 plug)	BRP 6091
1 1/2" Inline Filler	MOR 63730
Water Wetter	RED 80204

HEAVY DUTY HOSE CLAMPS



KBP 59

SIZE	APPLICATION	P/N
1.730" - 1.850"		KBP 59
1.750" - 2.250"	SBC / BBC Upper Radiator Hoses	KBP 60
2.040" - 2.165"		KBP 61
2.000" - 2.500"	SBC Both Ends - BBC Radiator End Only	KBP 62
2.250" - 2.750"	BBC Water Pump End	KBP 63

STANDARD HOSE CLAMPS



KBP 48C

APPROX. SIZE	P/N
5/16" - 9/16"	KBP 4C
1/2" - 7/8"	KBP 6C
1/2" - 1"	KBP 10C
5/8" - 1 1/8"	KBP 12C
3/4" - 1 1/2"	KBP 16C
7/8" - 1 5/8"	KBP 20C
1 1/4" - 2"	KBP 24C
1 3/8" - 2 1/4"	KBP 28C
1 9/16" - 2 1/2"	KBP 32C
2 1/8" - 3 1/8"	KBP 40C
2 9/16" - 3 1/2"	KBP 48C
2 3/4" - 3 3/4"	KBP 52C

BELTS & PULLEYS

7MM PULLEY KITS

602 CRATE ENGINE 7MM PULLEY KIT



FOR 604 CRATE ENGINES, THE FOLLOWING IS REQUIRED:

- 1- BRP 6099 - water pump spacers
- 2- BRP 1631 - 1/8" p/s pump spacers
- 1- BRP 9077 - 5/16" crank pulley spacer

Pulley Speed @ 6000 Engine RPM	35% Reduction	17% Reduction
Water Pump	3782 rpm	5091 rpm
Alternator	4457 rpm	6000 rpm
Power Steering	3900 rpm	5250 rpm

DESCRIPTION	P/N
7MM 602 CRATE ENGINE Pulley Kit - 35% REDUCTION	BRP 9274
7MM 602 CRATE ENGINE Pulley Kit - 17% REDUCTION	BRP 9274-1

FOR CIRCLE TRACK APPLICATIONS, BRP 9274-1 KIT IS RECOMMENDED.

Kit Components

DESCRIPTION	BRP 9274	BRP 9274-1
7MM Lower Crank Pulley	BRP 9270	BRP 9279
Water Pump Pulley With Built In Fan Spacer	BRP 9271	BRP 9276
Alternator Pulley	BRP 9273	BRP 9273
Steel Power Steering Pump With 9272 Pulley Installed	BRP 9288	BRP 9288
Block Mount Power Steering Pump Bracket	BRP 268BK	BRP 268BK
Alternator Mount	BRP 9068BK	BRP 9068BK
Belt for Crank/Water Pump and Crank/Steering Pump (3 required)	BRP 9286	BRP 9289
730MM Belt for Water Pump/Alternator (1 required)	BRP 9287	BRP 9287
Hex Drive Adaptor (allows turning motor over with socket)	BRP 9296	BRP 9296
17" Nylon Lightweight Fan	ALL 30094	ALL 30094

NOTE: KITS INCLUDE ALTERNATOR BELT, MOUNT AND PULLEY. THEY DO NOT INCLUDE THE ALTERNATOR.

358 SMALL BLOCK 7MM PULLEY KIT



Pulley Speed @ 7600 Engine RPM	35% Reduction	17% Reduction
Water Pump	4790 rpm	6448 rpm
Alternator	5645 rpm	7600 rpm
Power Steering	4940 rpm	6650 rpm

DESCRIPTION	P/N
358 (small block) 7MM Pulley Kit - 35% REDUCTION	BRP 9299
358 (small block) 7 MM Pulley Kit - 17% REDUCTION	BRP 9299-1

Kit Components

DESCRIPTION	BRP 9299	BRP 9299-1
7MM Lower Crank Pulley	BRP 9270	BRP 9279
Water Pump Pulley With Built In Fan Spacer	BRP 9276	BRP 9276
Alternator Pulley	BRP 9273	BRP 9273
Steel Power Steering Pump With 9272 Pulley Installed	BRP 9288	BRP 9288
Block Mount Power Steering Pump Bracket	BRP 268BK	BRP 268BK
Alternator Mount	BRP 9068BK	BRP 9068BK
Belt for Crank/Water Pump and Crank/Steering Pump (3 required)	BRP 9286	BRP 9289
730MM Belt for Water Pump/Alternator (1 required)	BRP 9287	BRP 9287
Hex Drive Adaptor (allows turning motor over with socket)	BRP 9296	BRP 9296
17" Nylon Lightweight Fan	ALL 30094	ALL 30094
1/8" Crank Pulley Spacer	BRP 9293	BRP 9293
1/8" Spacer Plate for Power Steering Bracket	BRP 270	BRP 270

NOTE: KITS INCLUDE ALTERNATOR BELT, MOUNT AND PULLEY. THEY DO NOT INCLUDE THE ALTERNATOR.

SBC SERPENTINE PULLEY KITS



Pulley Speed @ 7600 Engine RPM	35% Reduction
Water Pump	5646 rpm

SBC No Power Steering Pump

DESCRIPTION	P/N
35% Reduction Pulley Assembly	BRP 1429

Kit Components

DESCRIPTION	BRP 1429
6 Rib Serpentine Belt	BRP 949-1
Water Pump Pulley	BRP 944
Crank Serpentine Pulley	BRP 952
.200" Thick Crank Pulley Spacer	BRP 953

SERPENTINE PULLEY KITS



Pulley Speed @ 7600 Engine RPM	35% Reduction	17% Reduction
Water Pump	5646 rpm	6514 rpm
Power Steering	4649 rpm	5365 rpm

602 CRATE / SBC Head Mount Power Steering Pump

DESCRIPTION	P/N
35% Reduction Pulley Assembly	BRP 1435
17% Reduction Pulley Assembly	BRP 1437

Kit Components

DESCRIPTION	BRP 1435	BRP 1437
SBC Head Mount Power Steering Pump Bracket Assembly	BRP 277	BRP 277
Power Steering Pump with BRP 951 Power Steering Pulley	BRP 581	BRP 581
6 Rib Serpentine Belt	BRP 949	BRP 949-2
Water Pump Pulley	BRP 950	BRP 950
Crank Serpentine Pulley	BRP 952	BRP 952-2
.200" Thick Crank Pulley Spacer	BRP 953	BRP 953

FOR 604 CRATE ENGINES, THE FOLLOWING IS REQUIRED:

- 1- BRP 6099 - water pump spacers
- 2- BRP 1631 - 1/8" p/s pump spacers
- 1- BRP 9077 - 5/16" crank pulley spacer



Pulley Speed @ 7600 Engine RPM	35% Reduction	17% Reduction
Water Pump	5646 rpm	6514 rpm
Power Steering	4649 rpm	5365 rpm

602 CRATE / SBC Block Mount Power Steering Pump


DESCRIPTION	RED P/N	BLACK P/N
35% Reduction Pulley Assembly	BRP 1436	BRP 1436BK
17% Reduction Pulley Assembly	BRP 1438	BRP 1438BK

Kit Components

DESCRIPTION	BRP 1436	BRP 1438
SBC Block Mount Power Steering Pump Bracket Assembly	BRP 268	BRP 268
Power Steering Pump with BRP 951 Power Steering Pulley	BRP 581	BRP 581
6 Rib Serpentine Belt	BRP 949-3	BRP 949-3
Water Pump Pulley	BRP 950	BRP 950
Crank Serpentine Pulley	BRP 952	BRP 952-2
.200" Thick Crank Pulley Spacer	BRP 953	BRP 953

FOR 604 CRATE ENGINES, THE FOLLOWING IS REQUIRED:

- 1- BRP 6099 - water pump spacers
- 2- BRP 1631 - 1/8" p/s pump spacers
- 1- BRP 9077 - 5/16" crank pulley spacer



Pulley Speed @ 7600 Engine RPM	35% Reduction	17% Reduction
Water Pump	5646 rpm	6514 rpm
Alternator	7904 rpm	9120 rpm
Power Steering	4649 rpm	5365 rpm

602 CRATE / SBC Block

Mount Power Steering Pump With Serpentine Alternator

DESCRIPTION	RED P/N	BLACK P/N
35% Reduction Pulley Assembly	BRP 1440	BRP 1440BK
17% Reduction Pulley Assembly	BRP 1442	BRP 1442BK

Kit Components

DESCRIPTION	BRP 1440	BRP 1442
SBC Block Mount Power Steering Pump Bracket Assembly	BRP 268	BRP 268
Power Steering Pump with BRP 951 Power Steering Pulley	BRP 581	BRP 581
6 Rib Serpentine Belt	BRP 949-3	BRP 949-3
Water Pump Pulley	BRP 946	BRP 946
Crank Serpentine Pulley	BRP 952	BRP 952-2
.200" Thick Crank Pulley Spacer	BRP 953	BRP 953
Alternator Mount	BRP 9068	BRP 9068
Powermaster 1 Wire Alternator - No Pulley	POW 8172BR	POW 8172BR
3 Rib Alternator Belt	BRP 947	BRP 947
Powermaster Alternator Pulley	BRP 991	BRP 991

FOR 604 CRATE ENGINES, THE FOLLOWING IS REQUIRED:

- 1- BRP 6099 - water pump spacers
- 2- BRP 1631 - 1/8" p/s pump spacers
- 1- BRP 9077 - 5/16" crank pulley spacer

SERPENTINE PULLEY KITS

602 CRATE / SBC

Block Mount Power Steering Pump With V Belt Alternator



Pulley Speed @ 7600 Engine RPM	35% Reduction	17% Reduction
Water Pump	5646 rpm	6514 rpm
Alternator	8837 rpm	10,196 rpm
Power Steering	4649 rpm	5365 rpm


DESCRIPTION	RED P/N	BLACK P/N
35% Reduction Pulley Assembly	BRP 1426	BRP 1426BK
17% Reduction Pulley Assembly	BRP 1427	BRP 1427BK

Kit Components

DESCRIPTION	BRP 1426	BRP 1427
SBC Block Mount Power Steering Pump Bracket Assembly	BRP 268	BRP 268
Power Steering Pump with BRP 951 Power Steering Pulley	BRP 581	BRP 581
6 Rib Serpentine Belt	BRP 949-3	BRP 949-3
Water Pump Pulley	BRP 950-1	BRP 950-1
Crank Serpentine Pulley	BRP 952	BRP 952-2
.200" Thick Crank Pulley Spacer	BRP 953	BRP 953
Alternator Mount	BRP 9068	BRP 9068
Powermaster 1 Wire Alternator	POW 8172	POW 8172
V Belt Alternator Belt	BRP 937-3	BRP 937-3

FOR 604 CRATE ENGINES, THE FOLLOWING IS REQUIRED:

- 1- BRP 6099 - water pump spacers
- 2- BRP 1631 - 1/8" p/s pump spacers
- 1- BRP 9077 - 5/16" crank pulley spacer



Fan Spacer Sold Separately

Pulley Speed @ 7600 Engine RPM	BRP 1422
Water Pump	5922 rpm
Alternator	7879 rpm
Power Steering	5365 rpm

SB Ford Head Mount Power Steering Pump

DESCRIPTION	P/N
Ford Pulley/Serpentine Head Mount Power Steering Pump	BRP 1422

Kit Components

DESCRIPTION	P/N
SB Ford Head Mount Power Steering Pump Bracket Assembly	BRP 1421
Power Steering Pump with BRP 951 Power Steering Pulley	BRP 581
6 Rib Serpentine Belt	BRP 949-2
Water Pump Pulley	BRP 1425
Crank Serpentine Pulley	BRP 1420
SB Ford Alternator Kit (Some Modifications May be Necessary)	BRP 932



Pulley Speed @ 7600 Engine RPM	BRP 1422
Water Pump	6512 rpm
Alternator	9117 rpm
Power Steering	5365 rpm

BBC Head Mount Power Steering Pump with Serpentine Alternator

DESCRIPTION	RED P/N	BLACK P/N
BBC Serpentine Pulley Assembly	BRP 1424	BRP 1424BK

Kit Components

DESCRIPTION	BRP 1424	BRP 1424BK
BBC Head Mount Power Steering Pump Bracket Assembly	BRP 7154	BRP 7154BK
Power Steering Pump with BRP 951 Pulley Installed	BRP 581	BRP 581
6 Rib Serpentine Belt	BRP 949	BRP 949
Water Pump Serpentine Pulley	BRP 9133	BRP 9133
Crank Serpentine Pulley	BRP 952-3	BRP 952-3
Alternator Mount	BRP 9069	BRP 9069BK
Powermaster 1 Wire Alternator - No Pulley	POW 8172BR	POW 8172BR
3 Rib Alternator Belt	BRP 947-1	BRP 947-1
Powermaster Alternator Pulley	BRP 991	BRP 991

Note" a 90° fitting is required if you are using an expansion tank so rad hose will clear alternator mount. Fitting P/N XRP 982288

7 MM PULLEYS



SBC Lower Crank Pulleys

DESCRIPTION	P/N
SBC 7MM Lower Crank Pulley - 2.60" O.D.	BRP 9270
SBC 7MM Lower Crank Pulley- 3.50" O.D.	BRP 9279

SBC Water Pump Pulleys

DESCRIPTION	P/N
SBC 7MM Water Pump Pulley - 3 1/2" Built In Fan Spacer	BRP 9271
SBC 7MM Water Pump Pulley - 2 1/2" Built In Fan Spacer	BRP 9275
SBC 7MM Water Pump Pulley - 3" Built In Fan Spacer	BRP 9276
SBC 7MM Water Pump Pulley - No Built In Fan Spacer	BRP 9277

Alternator Pulley

DESCRIPTION	P/N
4" O.D. - 7MM Alternator Pulley for Powermaster Alternator (.590 bore)	BRP 9273
2" O.D. - 7MM Alternator Pulley for Powermaster Alternator (.590" bore) - overdrives alternator by 75% (vs. BRP 9273) in low RPM situations	BRP 9341

Note: USE BRP 9341 Alternator Pulley in low RPM situations to increase alternator speed

Power Steering Pulley

DESCRIPTION	P/N
7MM Power Steering Pulley	BRP 9272

7 MM BELTS



DESCRIPTION	P/N
615MM X 7MM Belt - Use for the following: - BRP 9270 Lower Pulley and All Water Pump Pulleys (2 required) - Drives Power Steering From Crank (1 Required)	BRP 9286
730MM X 7MM Belt - Drives Alternator From Water Pump (1 Required)	BRP 9287
650MM X 7MM Belt - Use for BRP 9279 and all Water Pump Pulleys (2 required)	BRP 9289
825 MM X 7MM Belt - Use for BRP 9292 head mount power steering pump bracket	BRP 9290

7MM PULLEY ACCESSORIES



DESCRIPTION	P/N
Hex Drive Adaptor for Turning Engine Over With Socket (fits BRP 9270 & BRP 9279 Lower Pulleys)	BRP 9296
Steel Power Steering Pump With BRP 9272 Pulley Installed	BRP 9288
Aluminum Power Steering Pump With BRP 9272 Pulley	TUR 9288
.125" Thick Crank Pulley Spacer	BRP 9293
Alternator Mounting Kit - Mounts to Water Pump	BRP 9068BK
.125" Spacer for BRP 268BK Power Steering Pump Mount	BRP 270
Block Mount Power Steering Pump Mount	BRP 268BK
17" Nylon Lightweight Fan	ALL 30094
One Wire Alternator - Pulley Not Included	POW 8172-BR
Head Mount Power Steering Pump Bracket for Electric Water Pump	BRP 9292

7MM PULLEY MOUNTS



DESCRIPTION	P/N
SBC 7MM Block Mount Power Steering Pump Bracket	BRP 268BK
SBC 7MM Head Mount Power Steering Pump Bracket for electric water pumps	BRP 9292
SBC 7MM Alternator Mount Bracket	BRP 9068BK

SERPENTINE CRANK PULLEYS



Serpentine Crank Pulleys

DESCRIPTION	P/N
SBC 2.6" Diameter 6 Rib Serpentine Crank Pulley - 35% Reduction	BRP 952
SBC 3" Diameter 6 Rib Serpentine Crank Pulley - 17% Reduction	BRP 952-2
SBC 3.5" 6 Rib Serpentine Crank Pulley - No Reduction (1:1 ratio)	BRP 9150
BBC 3" Diameter 6 Rib Serpentine Crank Pulley	BRP 952-3
SB Ford 3.3" Diameter 6 Rib Serpentine Crank Pulley	BRP 1420
Crank Pulley Hex Adaptor (has 2 dowel pins to fit inside crank pulley and has 1 1/16" hex to allow engine to crank over with wrench)	BRP 9149

Serpentine Crank Pulley Spacers

DESCRIPTION	P/N
SBC 1.25" Thick Serpentine Crank Pulley Spacer	BRP 953-125
SBC .200" Thick Serpentine Crank Pulley Spacer	BRP 953
SBC .3125" Thick Serpentine Crank Pulley Spacer	BRP 9077
SBC .375" Thick Serpentine Crank Pulley Spacer	BRP 9081
SBC .500" Thick Serpentine Crank Pulley Spacer	BRP 9082
BBC .200" Thick Serpentine Crank Pulley Spacer	BRP 959

SERPENTINE WATER PUMP PULLEYS



Serpentine Water Pump Pulleys

DESCRIPTION	P/N
SBC/BBC 3 1/2" Diameter Serpentine Water Pump Pulley	BRP 950
SBC/BBC 3.85" Diameter Serpentine Water Pump Pulley	BRP 944

Serpentine Water Pump Pulley with Alternator Drive

DESCRIPTION	P/N
SBC 3 1/2" Diameter Serpentine Water Pump Pulley with 4 1/2" Diameter V-Belt Alternator Drive	BRP 950-1
SBC 3 1/2" Diameter Serpentine Water Pump Pulley with 3 1/2" Diameter 4 Rib Alternator Drive	BRP 946
SBC 3.85" Diameter Serpentine Water Pump Pulley with 4 1/2" Diameter V-Belt Alternator Drive	BRP 944-1
SB Ford 3.85" Diameter Serpentine Water Pump Pulley with 3.825" Diameter V-Belt Drive	BRP 1425
BBC 3 1/2" Diameter Serpentine Water Pump Pulley with 3 1/2" Diameter 4 Rib Alternator Drive - Required for 9135 Mount	BRP 9133

SERPENTINE POWER STEERING PULLEYS



Serpentine Power Steering Pulleys

DESCRIPTION	P/N
4.25" Diameter 6 Rib Power Steering Pulley - .665" I.D.	BRP 951
Power Steering Pump with BRP 951 Serpentine Pulley	BRP 581
Aluminum Power Steering Pump with BRP 951 Serpentine Pulley	TUR 581

SERPENTINE ALTERNATOR PULLEYS



Serpentine Alternator Pulleys


DESCRIPTION	P/N
3 Rib 3.875" Diameter Delco Alternator Pulley	BRP 997
4 Rib 2.500" Diameter Delco Alternator Pulley (.670" bore)	BRP 990
4 Rib 2.500" Diameter Powermaster / Denso Alternator (.590" bore)	BRP 991

BRP 990 & BRP 997 are supplied with BRP 992 Bushing

1" O.D. SERPENTINE MANDRELS

Did You Know...

These drive mandrels fit the pulley combinations on page 136



Small Block Mandrels - 7/16" I.D. X 1" O.D.

DESCRIPTION	MANDREL	BOLT
2.4" Mandrel for BRP 952 and BRP 952-2	BRP 954	BRP 957
3.5" Mandrel for BRP 952 and BRP 952-2	BRP 955	BRP 958
4" Mandrel for BRP 952 and BRP 952-2	BRP 956	

Big Block Mandrels - 1/2" I.D. X 1" O.D.

DESCRIPTION	MANDREL	BOLT
2.4" Mandrel for BRP 952-3	BRP 954B	BRP 957B
3.5" Mandrel for BRP 952-3	BRP 955B	BRP 958B
4" Mandrel for BRP 952-3	BRP 956B	BRP 959B

Mandrel Accessories

DESCRIPTION	P/N
1/8" x 1/8" Keyway - 2" Long	BRP 970
7/16" Steel Small Block Mandrel End Cap	BRP 971
1/2" Steel Big Block Mandrel End Cap	BRP 971B
7/16" Aluminum Mandrel End Cap	BRP 978
1/2" Aluminum Mandrel End Cap	BRP 978-1

SEE PAGE 138 FOR ALL PULLEYS THAT STACK ON THESE 1" O.D. MANDRELS

SERPENTINE BELTS



DESCRIPTION	LENGTH	P/N
SBC 35% reduction - 4 Rib Water Pump/Crank	24"	BRP 949-1
SBC 35% Reduction - 6 Rib Water Pump/Crank/Head Mount Power Steering	36"	BRP 949
SBC 17% Reduction - 6 Rib Water Pump/Crank/ Head Mount Power Steering	37"	BRP 949-2
SBC 17% Reduction - 6 Rib Water Pump/Crank/ Block Mount Power Steering	33 1/2"	BRP 949-3
SBC 3 Rib Alternator Belt Powermaster Alternator with BRP 9068 Mount	26"	BRP 947
BBC 3 Rib Alternator Belt Powermaster Alternator with BRP 9135 Mount	29"	BRP 947-1

ALTERNATORS



DESCRIPTION	P/N
Powermaster 1 Wire Alternator - No Pulley	POW 8172-BR
Powermaster 1 Wire Alternator with 2 7/8" V Pulley	POW 8172
Powermaster 1 Wire Alternator with BRP 991 Serpentine Pulley	POW 8172-172

ALTERNATOR MOUNTS



DESCRIPTION	RED P/N	BLACK P/N
Alternator Mount Assembly for GM Delco Alternator	BRP 941	
Alternator Mount Assembly for Powermaster Alternator	BRP 941-10	
SBC New Style Alternator Mount Assembly for Powermaster Alternator	BRP 9068	BRP 9068BK
BBC New Style Alternator Mount Assembly for Powermaster Alternator	BRP 9069	BRP 9069BK
BBC New Style Alternator KIT - Comes With Mount, Pulley & Belt	BRP 9135	BRP 9135BK

Note- Alternators Sold Separately



BELTS & PULLEYS


1" MANDREL GILMER COG PULLEYS

1" Bore X 1" Wide Cog Pulleys For Mandrels



DESCRIPTION	P/N
15 Tooth Cog Pulley	BRP 981
16 Tooth Cog Pulley	BRP 983
17 Tooth Cog Pulley	BRP 984
19 Tooth Cog Pulley	BRP 985

5/8" Bore X 1" Wide Cog Pulleys For Dry Sump Pumps



DESCRIPTION	P/N
28 Tooth Cog Pulley	BRP 986
30 Tooth Cog Pulley	BRP 987
32 Tooth Cog Pulley	BRP 988
28 Tooth Pulley Guard	BRP 1007
30 Tooth Pulley Guard	BRP 1008

5/8" Bore X 1 1/2" Wide Cog Pulleys For Dry Sump Pumps



DESCRIPTION	P/N
28 Tooth Cog Pulley	BRP 986-1
32 Tooth Cog Pulley	BRP 988-1

Stackable Pin Style 1" Wide Cog Pulleys

DESCRIPTION	P/N
16 Tooth Cog Pulley	BRP 1041
17 Tooth Cog Pulley	BRP 1042
3" Diameter Crank Mounted V Pulley - comes with Pins	BRP 1037
7/16" Hat Washer	BRP 1038
1/2" Hat Washer	BRP 1039

Uses BRP 952 or 952-2 Lower Pulleys

Cog Belts

DESCRIPTION	P/N
60 Tooth (22 1/2" X 1")	ALL 86132
64 Tooth (24" X 1")	ALL 86134
68 Tooth (25 1/2" X 1")	ALL 86136

Cog Water Pump Pulleys


DESCRIPTION	P/N
28 Tooth Cog Pulley	BRP 1011
30 Tooth Cog Pulley	BRP 1011-30
32 Tooth Cog Pulley	BRP 1011-32

1" MANDREL SERPENTINE PULLEY



DESCRIPTION	P/N
2.5" Serpentine Pulley for 1" Mandrel	BRP 948

1" MANDREL V BELT DRIVE PULLEYS




DESCRIPTION	P/N
3" Diameter Crank Mounted V Pulley - Drives Power Steering (comes with pins)	BRP 1037
5 1/2" Diameter Drive V Pulley for 1" Mandrel - 1/2" V Belt	BRP 989
3" Diameter Drive V Pulley for 1" Mandrel - 1/2" V Belt	BRP 994
3" Diameter Drive V Pulley for 1" Mandrel - 3/8" V Belt	BRP 994-1
3 1/4" Diameter Drive V Pulley for 1" Mandrel - 1/2" V Belt	BRP 995

1" MANDREL SPACERS



DESCRIPTION	P/N
1/4" Spacer	BRP 960
3/8" Spacer	BRP 961
1/2" Spacer	BRP 962
5/8" Spacer	BRP 963
3/4" Spacer	BRP 964
7/8" Spacer	BRP 965
1" Spacer	BRP 966
1 1/4" Spacer	BRP 967
Guide Washer	BRP 972

1" O.D. ALUMINUM CRANK DRIVE MANDRELS



DESCRIPTION	P/N
SBC Mandrel - 3 1/2" Long X 1" Diameter	BRP 976
SBC Mandrel - 4 1/2" Long X 1" Diameter	BRP 977
BBC Mandrel - 3 1/2" Long X 1" Diameter	BRP 979
BBC Mandrel - 4 1/2" Long X 1" Diameter	BRP 980
1/8" X 1/8" X 3 1/4" Key for 3 1/2" Mandrels	BRP 973
1/8" X 1/8" X 4 1/4" Key for 4 1/2" Mandrels	BRP 974
3/16" X 3/16" X 5/8" Key for SB	BRP 975

Mandrel Accessories

DESCRIPTION	P/N
1/8" x 1/8" Keyway - 2" Long	BRP 970
7/16" Steel Small Block Mandrel End Cap	BRP 971
1/2" Steel Big Block Mandrel End Cap	BRP 971B
7/16" Aluminum mandrel End Cap	BRP 978
1/2" Aluminum Mandrel End Cap	BRP 978-1

1" O.D. 3 BOLT DRIVE MANDRELS



1" Drive Mandrels for BRP 1006/1006B Lower Pulleys

DESCRIPTION	P/N
SBC Drive Mandrel - 2 1/4" Long	BRP 942
SBC Drive Mandrel - 3 1/4" Long	BRP 943

SEE PAGE 138 FOR ALL PULLEYS THAT STACK ON THESE 1" O.D. MANDRELS

V BELT CRANK PULLEYS




DESCRIPTION	P/N
SBC 5 9/16" Diameter Single V Groove Crank Pulley	BRP 999
SBC 5 7/8" Diameter Double V Groove Crank Pulley	BRP 1001
SBC 5 9/16" Diameter Double V Groove Crank Pulley	BRP 1001-30
SBC 5 1/2" Diameter Double V Groove Crank Pulley	BRP 1006
BBC 5 1/2" Diameter Double V Groove Crank Pulley	BRP 1006B
BBC 6" Diameter Double V Groove Crank Pulley	BRP 1006B-6
Ford 5" Double V Groove Crank Pulley	BRP 1033
SBC 5" Double V Groove Crank Pulley	BRP 1034
SBC / BBC 3 Hole Crank Pulley Spacer	BRP 1035

Lower Pulley Spacers

DESCRIPTION	P/N
Lower Ford SVO Pulley Spacer .250" Thick	BRP 1030
Lower Ford SVO Pulley Spacer .375" Thick	BRP 1031

V BELT WATER PUMP PULLEYS



DESCRIPTION	MATCHING LOWER	P/N
7" Single Groove 15% Reduction Water Pump Pulley	BRP 999	BRP 1002
7" Double Groove 22% Reduction Water Pump Pulley	BRP 1001-30	BRP 1003
7 3/4" Double Groove 30% Reduction Water Pump Pulley	BRP 1001-30	BRP 1053
7" Double Groove 22% Reduction Water Pump Pulley	BRP 1006 / BRP 1006B	BRP 1004
7" Double Groove 15% Reduction Water Pump Pulley	BRP 1001	BRP 1050

BELTS & PULLEYS

V BELT POWER STEERING PUMP PULLEYS



DESCRIPTION	P/N
6" V Belt Power Steering Pulley - 1/2" Belt	BRP 996
6" V Belt Power Steering Pulley - 3/8" Belt	BRP 996-1
Power Steering Pump with BRP 996 Pulley Installed	BRP 580
Power Steering Pump with BRP 996-1 Pulley Installed	BRP 580-1

V BELT ALTERNATOR PULLEYS



DESCRIPTION	P/N
5" Diameter X .670" Bore Delco Alternator V Pulley	BRP 998
Adaptor to Fit BRP 998 V Pulley to Powermaster/Denso Alternator	BRP 992
Dimensions - O.D. - 17mm/.670" I.D. 15mm/.591"	CAN 75-209
2 7/8" Diameter Powermaster Alternator V Pulley	

WATER PUMP DRIVE PULLEYS



DESCRIPTION	P/N
3 1/4" Diameter Water Pump Mounted V Pulley - Drives Alternator	BRP 1032
3 3/4" Diameter Water Pump Mounted V Pulley - Drives Alternator	BRP 1032-1

V BELTS



DESCRIPTION	LENGTH	P/N
V Belt for Delco Alternator using BRP 941 Mounting Assembly	33 1/2"	BRP 937
V Belt for Powermaster Alternator (BRP 941-10 and BRP 950-1)	26 1/2"	BRP 937-1
V Belt for Powermaster Alternator (BRP 941-10 and BRP 1032 pulley)	27"	BRP 937-2
V Belt for Powermaster Alternator (BRP 9068/9135 Mount with 2 7/8" Pulley)	27 1/2"	BRP 937-3

ALTERNATORS



DESCRIPTION	P/N
Powermaster 1 Wire Alternator - No Pulley	POW 8172-BR
Powermaster 1 Wire Alternator with 2 7/8" V Pulley	POW 8172
Powermaster 1 Wire Alternator with BRP 991 Serpentine Pulley	POW 8172-172


ALTERNATOR MOUNTS



DESCRIPTION	RED P/N	BLACK P/N
Alternator Mount Assembly for GM Delco Alternator	BRP 941	
Alternator Mount Assembly for Powermaster Alternator	BRP 941-10	
SBC New Style Alternator Mount Assembly for Powermaster Alternator	BRP 9068	BRP 9068BK
BBC New Style Alternator Mount Assembly for Powermaster Alternator	BRP 9069	BRP 9069BK
BBC New Style Alternator KIT - Comes With Mount, Pulley & Belt	BRP 9135	BRP 9135BK

Note- Alternators Sold Separately

CARBURETORS



HOL 4777



HOL 80541-1

DESCRIPTION	P/N
Holley 650 CFM 4 Barrel 4777 Carburetor	HOL 4777S
Holley 650 CFM 4 Barrel HP Carburetor	HOL 80541-1
Holley 500 CFM 2 Barrel Carburetor	HOL 4412S
1/4" Air Cleaner Stud with 5/16" HP Carb Adaptor	ALL 26056



ALL 26056

See Page 124 For Carburetor Gaskets

CARBURETOR PARTS



BRP 360

HOL 122-___

HOL 125-35

HOL 6-504

HOL 26-13

Carb Jets

DESCRIPTION	P/N
Holley Carb Jets - Available from 58 - 98 (Sold per pair)	
*Add jet size to end of part number	HOL 122-___ *
Carb Jet Plate - Black Anodized	BRP 360

Power Valves

DESCRIPTION	P/N
Power Valve - 3.5 In. Hg	HOL 125-35
Power Valve - 4.5 In. Hg	HOL 125-45
Power Valve - 5.0 In. Hg	HOL 125-50
Power Valve - 5.5 In. Hg	HOL 125-55
Power Valve - 6.5 In. Hg	HOL 125-65
Power Valve - 8.5 In. Hg	HOL 125-85

Needle & Seats/Sight Plugs

DESCRIPTION	P/N
.110" Needle and Seat for 4777 Carburetor (sold each)	HOL 6-504
.120" Needle and Seat for HP Carburetor (sold in packs of 2)	HOL 6-518-2
Sight Plugs (sold in packs of 2)	HOL 26-13

See Page 124 For Bowl/Metering Block Gaskets

CARBURETOR COVERS




REB 300-8900

ROD S6012

ALL 26042

DESCRIPTION	P/N
Standard Carburetor Cover	REB 300-8900
Aluminum Carburetor Cover	ROD S6012
Carburetor Tuning Hat - Allows Adjustment While Engine is Running (Has Built In Filter)	ALL 26042

THROTTLE LINKAGES



AFC 10175-18

BRP 410R-3

BRP 370

Adjustable Throttle Linkages

DESCRIPTION	RANGE	P/N
18" Throttle Linkage (comes with rod ends)	19 1/8" - 19 7/8"	AFC 10175-18
21" Throttle Linkage (comes with rod ends)	22 1/8" - 22 7/8"	AFC 10175-21
24" Throttle Linkage (comes with rod ends)	25 1/8" - 25 7/8"	AFC 10175-24

Dirt Modified Throttle Linkages

DESCRIPTION	RANGE	P/N
SBC Throttle Rod Assembly (comes with rod ends)	14 3/8" - 15 3/8"	BRP 410R-3
BBC Throttle Rod Assembly (comes with rod ends)	16 3/8" - 17 3/8"	BRP 410R-4

DESCRIPTION	P/N
Holley Carburetor Throttle Linkage Bushing Kit (with bolt & nut)	BRP 370

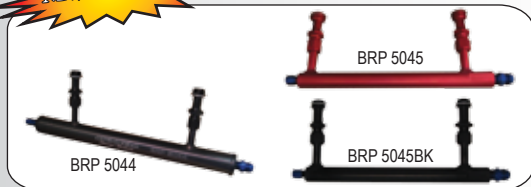
THROTTLE RETURNS



DESCRIPTION	P/N
Throttle Return Kit for Holley 4150/4777 Carburetors (comes with springs)	MOR 64927
Throttle Return Kit (comes with springs)	ROD S2083
Throttle Return Spring	BRP 379



FUEL LOGS



DESCRIPTION	P/N RED	P/N BLACK
BRP Fuel Log - Has AN 8 Inlet, AN 4 Outlet for Gauge / Return (comes with carburetor fittings, and AN 4 cap if gauge isn't used)	BRP 5045	BRP 5045BK
1 1/2" Diameter X 16" Long Large Fuel Log (comes with the following: 2- BRP 5052, 1- XRP 981608, 1- XRP 981644, 1- XRP 992904)	BRP 5044	

CARBURETOR FITTINGS



Aluminum Carb Fittings


DESCRIPTION	P/N RED	P/N BLACK
AN 6 Short (comes with aluminum crush washer)	BRP 5048	
AN 6 Long (comes with aluminum crush washer)	BRP 5049	
AN 8 Long (comes with aluminum crush washer)	BRP 5052	BRP 5052BK
AN 10 Long (comes with aluminum crush washer)	BRP 5053	
Replacement Aluminum Crush Washers (sold in packs of 2)	BRP 5046A	

Did You Know...

A fuel pressure regulator is recommended on fuel pumps with 8 psi and greater pressure.

see page 124 for replacement gaskets

FUEL PUMPS / PUSH RODS



Fuel Pumps

DESCRIPTION	P/N
Carter SBC Billet Pump - AN 10 Inlet / AN 8 Outlet (comes with fittings)	CTR M7900G
Carter BBC Billet Pump - AN 10 Inlet / AN 8 Outlet (comes with Fittings)	CTR M7901G
Carter SBC Cast Pump - 1/4" NPT Inlet & Outlet (no fittings)	CTR M4891
Pro Cam SBC 6 Valve 7 1/2 psi Pump - 1/2" NPT Inlet & Outlet (no fittings)	PRC 9351
Pro Cam SBC 6 Valve 15 psi Pump - 1/2" NPT Inlet & Outlet (no fittings)	PRC 9350
Pro Cam SBC 6 Valve 11 psi Pump - 1/2" NPT Inlet & Outlet (no fittings)	PRC 9350-1
Allstar SBC Cast pump - comes with AN8 fittings	ALL 40266

DESCRIPTION	P/N
AN 8 Male to 5/8" F Male With Brass Crush Washer	CTR 156-386
AN 10 Male to 5/8" F Male with Brass Crush Washer	CTR 156-385

Fuel Pump Pushrods

DESCRIPTION	P/N
Fuel Pump pushrod for crate engines - SBC with cast iron camshaft	COM 4616
Bronze Tip Fuel pump pushrod for SBC with steel camshaft	COM 4607

FUEL PUMP BLOCK PLATES



DESCRIPTION	P/N
Small Block Chevy with Hole	BRP 356
Big Block Chevy No Hole	BRP 357
Small Block Chevy No Hole	BRP 358

FUEL PRESSURE REGULATORS



DESCRIPTION	P/N
Fuel Pressure Regulator - Adjustable 5 - 12 psi (includes mount, no fittings) Has 3/8" NPT Inlet and Outlet with 1/8" NPT Gauge Port By Aeromotive	AFS 13205
Fuel Pressure Regulator - Adjustable 5 - 12 psi (includes mount, no fittings) Has 3/8" NPT Inlet and Outlet with 1/8" NPT Gauge Port By Allstar	ALL 40290

TUBE STYLE FUEL FILTERS



Fuel Filter Assemblies

INLET	OUTLET	ELEMENT	P/N RED	P/N BLACK
1/2" NPT	1/2" NPT	PAPER	BRP 5032	
1/2" NPT	AN 8	PAPER	BRP 5032-8	BRP 5032-8BK
1/2" NPT	AN 10	PAPER	BRP 5032-10	BRP 5032-10BK
AN 6	AN 6	PAPER	BRP 5037	
AN 8	AN 8	PAPER	BRP 5038	
AN 10	AN 10	PAPER	BRP 5039	BRP 5039BK
AN 12	AN 12	PAPER	BRP 5040	
1/2" NPT	AN 10	STAINLESS	BRP 5031	BRP 5031BK

Replacement Filter Elements

DESCRIPTION	P/N
Replacement Paper Element (gasoline) 7 MICRON	BRP 5033
Replacement Stainless Steel Element (gasoline and alcohol) 63 MICRON	AFC 84022

Replacement Parts

DESCRIPTION	P/N
1/2" NPT End Cap with O-Ring	BRP 5032C
AN 8 End Cap with O-Ring	BRP 5038C
AN 10 End Cap with O-Ring	BRP 5039C
Tension Spring	BRP 5041
Replacement O-Ring	BRP 5042
Replacement Red Anodized Body	BRP 5043

TUBE STYLE FUEL FILTER MOUNTS



DESCRIPTION	P/N RED	P/N BLACK
Fuel Filter Mount For 1 1/4" Tubing	BRP 5034	BRP 5034BK
Fuel Filter Mount For 1 1/2" Tubing	BRP 5035	BRP 5035BK
Fuel Filter Mount For 1 3/4" Tubing	BRP 5036	

FRAM CANISTER STYLE FUEL FILTERS



DESCRIPTION	P/N
Fram Canister Style Fuel Filter (comes with mounting bracket)	ALL 40250
Fram Replacement Fuel Filter	ALL 40251

FUEL SHUT OFFS



DESCRIPTION	P/N
3/8" NPT Inlet and Outlet Fuel Shut Off	KBP 215
1/2" NPT Inlet and Outlet Fuel Shut Off	KBP 216

FUEL ADAPTOR FITTINGS



DESCRIPTION	P/N
AN 10 Female to AN 8 Male	XRP 995011
AN 8 Female to AN 10 Male	BRP 5051
AN 6 Female to AN 8 Male	XRP 995108
AN 8 Female to AN 6 Male	XRP 995008
1/2" NPT Female to AN 8 Male	BRP 5070
AN 10 Female to AN 12 Male	XRP 995112

CARBURETOR SPACERS

Open Spacers



DESCRIPTION	P/N
3/16" Thick Aluminum Open Hole Spacer - Black Anodized	BRP 9091
1/4" Thick Aluminum Open Hole Spacer - Black Anodized	BRP 9092
1" Thick Aluminum Open Hole Spacer - Black Anodized	BRP 372

4 Hole Spacers

DESCRIPTION	P/N
1/4" Thick Aluminum 4 Hole Spacer - Black Anodized	BRP 9095
1" Thick Phenolic 4 Hole Spacer	CAN 85-150
1/2" Thick Phenolic 4 Hole Spacer - Used on Brodix 358 Spec Intake	CAN 85-152

NEW PRODUCT

NEW PRODUCT


CARBURETOR ADAPTORS



DESCRIPTION	P/N
Aluminum 2 Barrel to 4 Barrel Adaptor	BRP 377
Aluminum Adjustable 2 Barrel to 4 Barrel Adaptor	BRP 375
Phenolic 2 Barrel GM Manifold to 2 Barrel Holley Carburetor	CAN 85-050
Aluminum Adjustable 2 Barrel Carburetor to 4 Barrel Manifold with Radiused bottom for Increased Horsepower	BRP 376
Tapered 4 Hole Carb Spacer - Fits Inside Intake (not Dirt Legal)	BRP 9083
Straight 4 Hole Carb Spacer - Fits Inside Intake (not Dirt Legal)	BRP 9084
5/8" Thick Open Hole Carburetor Insulator (Includes 2 BRP 9092 & 3 MRG 54)	BRP 9247
5/8" Thick 4 Hole Carburetor Insulator (Includes 2 BRP 9095 & 3 MRG 55)	BRP 9248

See Page 110 For Carburetor Gaskets

AIR FILTERS



DESCRIPTION	K&N FILTER	GREEN FILTER
14" X 3" Air Filter Element	K-N E1650	GRN 2012
14" X 4" Air Filter Element	K-N E3750	GRN 2030
14" X 5" Air Filter Element	K-N E3760	GRN 2071
14" X 6" Air Filter Element	K-N E3770	GRN 2160
11" X 5" Air Filter Element	K-N E3680	GRN 2113
11" X 6" Air Filter Element	K-N E3690	GRN 2350
14" Extreme Top	K-N 66-1401	

PRE FILTERS



DESCRIPTION	BLACK	BLUE	RED	K&N FOAM
14" X 3"	OUT 10-1141-01			
14" X 4"	OUT 10-1002-01	OUT 10-1002-02	OUT 10-1002-03	K-N 25-3750
14" x 4" With High Flow Top	OUT 10-1014-01			
14" X 5"	OUT 10-1004-01	OUT 10-1004-02	OUT 10-1004-03	K-N 25-3760
14" X 5" With High Flow Top	OUT 10-1020-01	OUT 10-1020-02		
14" X 6"	OUT 10-1026-01	OUT 10-1026-02	OUT 10-1026-03	K-N 25-3770
14" X 6" With High Flow Top	OUT 10-1160-01		OUT 10-1160-03	
11" x 6"	OUT 10-1199-01		OUT 10-1199-03	
Regular Valve Cover Breather	OUT 10-1013-01	OUT 10-1013-02	OUT 10-1013-03	
Shielded Valve Cover Breather	OUT 10-1018-01		OUT 10-1018-03	

AIR FILTER HOUSINGS



DESCRIPTION	P/N
14" Sure Seal Top with Drop Base Bottom Assembly	ALL 26094
14" Sure Seal Top Only	ALL 26090
14" Drop Base Bottom Only	ALL 26091
14" Flat Top Only	K-N 85-6842
14" Flat Base Only	K-N 85-1541
11" High Flow Air Filter Top (with built in filter)	K-N 66-1101
14" High Flow Air Filter Top (with built in filter)	K-N 66-1401

Air Cleaner Spacers

DESCRIPTION	P/N
1/2" Air Cleaner Spacer	ALL 26085
1" Air Cleaner Spacer	ALL 26086
1 1/2" Air Cleaner Spacer	ALL 26087

AIR FILTER NUTS



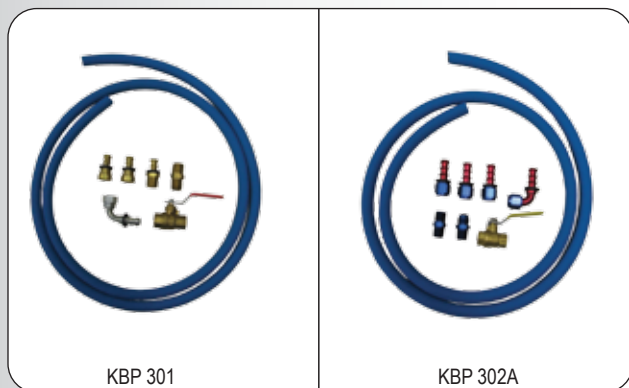
DESCRIPTION	P/N
1/4" Air Filter Nut With O-Ring	BRP 380
5/16" Air Filter Nut With O-Ring	BRP 380-1

AIR FILTER OIL / CLEANER



DESCRIPTION	P/N
12.25 OZ Can Air Filter Oil (sold each)	K-N 99-0516
32 OZ Air Filter Cleaner	K-N 99-0621
128 OZ Air Filter Cleaner	K-N 99-0635

FUEL LINE KITS



KBP 301

KBP 302A

DESCRIPTION	P/N
Complete AN 8 Fuel Line Kit For Dirt Modified Chassis (Brass Fittings) Contains the following: 8 ft- XRP 340008, 1- XRP 260088, 2- XRP 240008, 1- KBP 216, 1- KBP 232 1- XRP 249008.	KBP 301
Complete AN 10 Fuel Line Kit For Dirt Modified Chassis (Brass Fittings) Contains the following: 8 ft- XRP 340010, 1- XRP 260010, 2- XRP 240010, 1- KBP 216, 1- KBP 232, 1- XRP 249010.	KBP 302
Complete AN 8 Fuel Line Kit For Dirt Modified Chassis (Aluminum Fittings) Contains the following: 8 ft- XRP 340008, 1- XRP 239008, 3- XRP 230008, 1- XRP 981688, 1- XRP 991104, 1- KBP 216.	KBP 301A
Complete AN 10 Fuel Line Kit For Dirt Modified Chassis (Aluminum Fittings) Contains the following: 8 ft- XRP 340010, 1- XRP 239010, 3- XRP 230010, 1- XRP 981610, 1- XRP 991104, 1- KBP 216.	KBP 302A

FUEL SAFE FUEL CELLS



F-S RB224

F-S RB224

- Options include:
- 24 gal capacity
 - Sportsman Bladder
 - Steel Fill Plate With Cap
 - AN 10 Pick Up
 - AN 8 Vent with check valve
 - Dipstick Installed

Uses BRP 1542
Or BRP 1540 Fuel Cell Straps



DESCRIPTION	P/N
Fuel Safe 24 Gallon Fuel Cell Dimensions - 25" w X 16 3/4" d X 14 1/2" h	F-S RB224
Aluminum Fuel Cell Can (sold separately)	BRP 1598-24

Dipsticks and Fuel Cell Straps



F-S FL08

DESCRIPTION	P/N
Dipstick Assembly	F-S FL08
Standard Fuel Cell Strap for 24 gallon cells (sold in pairs)	BRP 1542
Fuel Cell Straps for 32 gallon fuel cells (sold in pairs)	BRP 1543
1" X 1" Fuel Cell Straps - DIRTCar Approved for Syracuse (sold in pairs)	BRP 1540

BRP PLASTIC FUEL CELLS



KBP 123B

CAPACITY US GAL.	BLADDER DIMENSIONS W X D X H	BARE BLADDER	COMPLETE BUDGET TOP & FOAM	ALUMINUM CASE*	STEEL CASE*
5 gal	14" X 11" X 8 1/4"	KBP 105	KBP 105B	N/A	BRP 1592S
8 gal	17" X 12 1/2" X 9"	KBP 108	KBP 108B	N/A	N/A
15 gal	25" X 17" X 9"	KBP 115	KBP 115B	N/A	BRP 1594S
22 gal	24" X 24" X 9"	KBP 122	KBP 122B	BRP 1595	BRP 1595S
22 gal	25" X 17" X 14"	KBP 123	KBP 123B	BRP 1598-24	N/A
32 gal	25" X 17" X 18"	KBP 132	KBP 132B- No Foam	BRP 1598-32	N/A

* Fuel Cell Cases are Sold Separately - Add 1/2" to to Fuel Cell Dimensions for Case Sizes.

DESCRIPTION	P/N
Complete 32 Gallon Fuel Cell with Aluminum Case	KBP 132B-C

Use BRP 1542 Fuel Cell Straps for 22 gallon, BRP 1543 For 32 gallon

PLASTIC FUEL CELL ACCESSORIES



KBP 100

KBP 88

KBP 95

KBP 240

F-S 1GAS79

DESCRIPTION	P/N
Budget Top Assembly (Includes Inner Ring, Budget Base, and Budget Filler Cap) - Gasket sold Separately	KBP 95
Replacement Inner Ring	KBP 98
Replacement Budget Base	KBP 97
Replacement Budget Filler Cap	KBP 100
Replacement Gasket for KBP 100 Budget Filler Cap	KBP 100-1
Replacement 12 Bolt Gasket	F-S 1GAS79
45° Budget Quick Fill Assembly	KBP 88
3/8" Corner Pick-Up	KBP 240
1/2" Corner Pick-Up	KBP 241

FUEL SYSTEM & ACCESSORIES

FUEL CELL FOAM




DESCRIPTION	P/N
4" X 8" X 8"	KBP 99
12" X 16" X 4"	KBP 99-1

KBP Fuel Cell Foam Capacity

CELL	KBP 99	KBP 99-1
5 Gal	3	1
8 Gal	4	2
15 Gal	10	3
22 Gal	12	4

FUEL CELL GASKETS



DESCRIPTION	P/N
12 Bolt Round Gasket for Regular Cap (KBP 86 Base)	F-S 1GAS78
12 Bolt Round Gasket for Budget Cap (KBP 97 Base)	F-S 1GAS79
24 Bolt Oval Gasket	F-S 1GAS97
12 Bolt Oval Gasket	F-S 1GAS98

REGULAR 12 BOLT FILLER CAPS



KBP 86

KBP 101

DESCRIPTION	P/N
Regular 12 Bolt Top Base (used on F-S RB224 Fuel Cells)	KBP 86
Regular 12 Bolt Fuel Cell Cap	KBP 101



BRP 9070

Fuel Cell Vent Adaptor

DESCRIPTION	P/N
1 1/4" Fuel Cell Vent Adaptor - adapts 1 1/4" vent to 3/8" NPT	BRP 9070

CHECK VALVES



KBP 70

DESCRIPTION	P/N
AN 6 Check Valve	KBP 70
Check Valve for 1" Hose	KBP 80

UPRIGHT DRAG FUEL CELL



JAZ 250-003-01

KBP 102


DESCRIPTION	P/N
Jaz Upright Drag Fuel Cell - 3 Gallon Capacity	JAZ 250-003-01
Flush Mount Top Assembly	KBP 102

CLEAR FUEL / VENT HOSE



DESCRIPTION	P/N
1" I.D. Clear Hose - sold by the foot	F-S CH100
1 1/4" I.D. Clear Hose - sold by the foot	F-S CH125
1 3/4" I.D. Clear Hose - sold by the foot	F-S CH175
2 1/4" I.D. Clear Hose - 5 foot piece	ALL 40168-5
2 1/4" I.D. Clear Hose - 10 foot piece	ALL 40168-10
3" I.D. Clear Hose	F-S CH300
Flexible 2 1/4" Plastic Elbow	RJS 90907

QUICK FILL PARTS



ALL 40203

ALL 10102


RRP R17-001-09

RRP R15-001

DESCRIPTION	P/N
Female Dry Brake Valve	RRP R15-001
Male Dry Brake Valve	RRP R17-001-09
Fuel Catch Can	ALL 10102
Spring Loaded Over Flow Vent Valve	ALL 40203
11 gallon Dump Can	ALL 10100
Quick Fill 45° Fill Plate	F-S QF345

HEADERS & EXHAUST

SMALL BLOCK / CRATE ENGINE HEADERS




DESCRIPTION	P/N
1 5/8" Primary - 3" Collector	SCH 1122B
602 Crate Engine - 1 5/8" Primary - 3" Collector - Dirt Legal	SCH 1122BCM
1 5/8" to 1 3/4" Primary - 3" Collector -Oval Port Steel Head	SCH 1122BV-3
358 Brodix Spec Head - 1 3/4" to 1 7/8" Primary - 3 1/2" Collector	SCH 1124BV
1 5/8" to 1 3/4" Primary - Tri Y - 3" Collector	SCH 1122VY
358 Brodix Spec Head - 1 5/8" to 1 3/4" Primary - 3" Collector	SCH 1122BVSH-3
Open Small Block Tri-Y Header Upswept 1 5/8 x 1 7/8 x 3" Collector	BEY NEDMSBTYUA-D1-3

BIG BLOCK CHEVY HEADERS




DESCRIPTION	P/N
2" Primary - 3 1/2" Collector	SCH 2123
Beyea Upswept Big Block Tri-Y Header 2 X 2 1/8 X 3" Collector	BEY NEDMBBTYUSS4

MODIFIED TORQUE PLATE INSERTS



DESCRIPTION	P/N
Torque Plate Insert Kit for 3" Collector	BEY DMTPQ-3
Torque Plate Insert Kit for 3 1/2" Collector	BEY DMTPQ-3.5

MODIFIED TAIL PIPE KITS




DESCRIPTION	P/N
Tail Pipe Kit for 3" Collector (comes with 4 elbows and 2 tailpipes)	BEY DMTPK-3
Tail Pipe Kit for 3" Collector to 3 1/2" Lower Elbow (comes with 4 elbows and 2 tailpipes)	BEY DMTPK-3.5
Replacement Tabs for Tail Pipes	BEY TABS
Replacement Oval Tailpipe Tip Only	BEY DMTP-30

SBC CONVENTIONAL CROSSOVER



DESCRIPTION	P/N
1 5/8" Primary - 3" Collector	SCH 145
1 3/4" Primary - 3 1/2" Collector	SCH 146
1 3/4" Primary - 3" Collector	SCH 146-3
602 Crate Engine - 1 5/8" Primary - 3" Collector	SCH 145CM

SBC STREET STOCK



Monte Carlo, Grand Prix, Cutlass, Regal

DESCRIPTION	P/N
1 5/8" Primary - 3" Collector	SCH 185
1 3/4" Primary - 3 1/2" Collector	SCH 186
602 Crate Engine - 1 5/8" Primary - 3" Collector	SCH 185CM

MUFFLERS



DESCRIPTION	P/N
3" Inlet / 3" Outlet - 8" Long X 5" O.D.	EXT 30830
3 1/2" Inlet / 3 1/2" Outlet - 8" Long X 5" O.D.	EXT 30835
3" Inlet / 3" Outlet - 12" Long X 5" O.D.	EXT 31230
3 1/2" Inlet / 3 1/2" Outlet - 12" Long X 5" O.D.	EXT 31235



DESCRIPTION	P/N
3" Inlet / 3" Outlet - 16" Long X 6" O.D.	DMX 17223
3 1/2" Inlet X 3 1/2" Outlet - 16" Long X 6" O.D.	DMX 17224
3 1/2" Inlet X 3" Outlet - 16" Long X 6" O.D.	DMX 17539
3 1/2" Inlet X 3 1/2" Outlet - 12" Long X 6" O.D. - Stainless Steel	DMX 17268



DESCRIPTION	P/N
3" Inlet / 3" Outlet - 8" Body X 4 1/2" O.D. (12 1/2" total length)	BEY MUF3DM
3 1/2" Inlet / 3 1/2" Outlet - 8" Body X 4 1/2" O.D. (12 1/2" total length)	BEY MUF3.5DM



DESCRIPTION	P/N
3 1/2" Inlet / 3 1/2" Outlet - 8" Long X 4" O.D.	SCH 83535
3 1/2" Inlet / 3 1/2" Outlet - 10" Long X 4" O.D. - Fiberglass Packed	SCH 103535K
3 1/2" Inlet / 3 1/2" Outlet - 12" Long X 4" O.D.	SCH 123535
3" Inlet / 3" Outlet - 8" Long X 4" O.D.	SCH 83030

UNIVERSAL MUFFLER HANGERS



DESCRIPTION	P/N
Universal Exhaust Hanger - Saddle Style (sold each) Fits 4 1/2" - 6" Mufflers - clamps to 1 1/2" tubing	BRP 9263
Universal Exhaust Hanger - Hanging Style (sold each) Fits 5" Mufflers - clamps to 1 1/2" tubing	BRP 9266

UNIVERSAL TAILPIPE HANGERS



DESCRIPTION	P/N
Universal Tailpipe Hanger (sold each) - will fit 3" round or oval tailpipes and mounts to 1 1/4" tubing	BRP 9324

COLLECTORS



DESCRIPTION	P/N
1 5/8" X 3" Slip On Collector	SCH SO063041
1 3/4" X 3" Slip On Collector	SCH SO073041
1 3/4" X 3 1/2" Slip On Collector	SCH SO073541
1 7/8" X 3 1/2" Slip On Collector	SCH SO083541
2" X 3 1/2" Slip On Collector	SCH SO003541



ELBOWS & EXHAUST PIPES

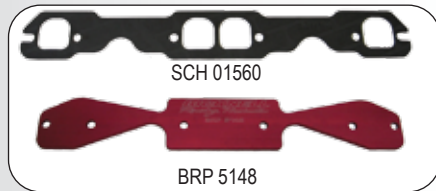


DESCRIPTION	P/N
Turn Out - 3"	SCH 3025
30° Elbow - 3" 6 1/2" x 6 3/4"	SCH 3031
30° Elbow - 3" 15 1/2" X 6"	SCH 3032
42° Elbow - 3"	SCH 3042
45° Elbow - 3"	SCH 3045
90° Elbow - 3"	SCH 3090
Turn Out - 3 1/2"	SCH 3525
30° Elbow - 3 1/2"	SCH 3531
45° Elbow - 3 1/2"	SCH 3545
90° Elbow - 3 1/2"	SCH 3590

DESCRIPTION	P/N
24" Long Straight - 3"	SCH 240030
36" Long Straight - 3"	SCH 360030
24" Long Straight - 3 1/2"	SCH 240035
36" Long Straight - 3 1/2"	SCH 360035
3 1/2" O.D. to 3" I.D. Reducer	SCH 3530
3" O.D. to 3 1/2" I.D. Expander	SCH 3035
3" I.D. to 2 1/2" O.D. Reducer	SCH 2530

GASKETS / PORT COVERS / BOLTS

See Page 124 for
More Header Gaskets



Port Covers

DESCRIPTION	P/N
SBC Port Cover	BRP 5148
BBC Port Cover	BRP 5127
FORD SVO Port Cover	BRP 5132

-Sold Individually
-Red Anodized

Header Gaskets

DESCRIPTION	SCHOENFELD	FEL PRO
SBC 1 5/8" Port Gasket		FEL 1404
SBC 1 3/4" Port Gasket	SCH 01510	FEL 1405
SBC Crate Engine Gasket	SCH 01560	
SBC Brodix Spec Head	SCH 01570	FEL 1406
BBC Square Port Gasket	SCH 02510	FEL 1412
BBC Round Port Gasket	SCH 02520	
18° BBC Head		FEL 1482
3/8" X 3/4" Hex Head Bolt	SCH 3006-12	

ASSORTED BEND KIT



DESCRIPTION	P/N
1 5/8" Assorted Bent Tubing	SCH MB162
1 3/4" Assorted Bent Tubing	SCH MB175
1 7/8" Assorted Bent Tubing	SCH MB187
2" Assorted Bent Tubing	SCH MB200
2 1/8" Assorted Bent Tubing	SCH MB212

EXHAUST WRAP



DESCRIPTION	P/N
Insulating Wrap- 2" Wide X 50 Feet Long (Avg 100 feet needed)	LON 6487

INTERCOMP WIRELESS SCALES



PROFESSIONAL SW777RFX

- Fully Integrated RFX Wireless Technology
- Encryption Ensures Secure Wireless Communication
- USB & RS232 Output
- Certified to 0.1% Accuracy
- 1,500lb (700kg) Pad Capacity
- 6,000lb (2,800kg) System Capacity
- Stores 100 Chassis Setups
- Baseline Setup Recall
- Center of Gravity Calculation
- User Selectable Display Modes
- Target Tune Feature
- Giant 0.5", Backlit, Display Characters
- View Any Combination of Scale Pad Weight & Percentage
- 400 hr Average Battery Life in Pads



DESCRIPTION

Intercomp Professional Wireless Scale System
- Comes with 4 billet pads, all batteries & chargers, pad storage case, and USB cable for computer.

P/N

INT 170126-W

INTERCOMP WIRED SCALES



EZ WEIGH 500

- 1,500lb (700kg) Pad Capacity
- 6,000lb (2,800kg) System Capacity
- Displays Setups to One Hundredth of a Percent
- Stores 100 Chassis Setups
- Baseline Setup Recall
- User Selectable Display Modes
- View ANY Combination of Scale Pad Weight & Percentage
- Center of Gravity Calculation
- Target Tune Feature
- Certified to 0.1% Accuracy
- RS232 Output
- Giant 0.5", Backlit, Display Characters

DESCRIPTION

Intercomp EZ Weigh Wired Scales
- Comes with billet pads, and cabled indicator

P/N

INT 170125

NEW PRODUCT

SCALE ACCESORIES



BRP 9323



INT 102018



INT 490197



BRP 9240



BRP 9364

DESCRIPTION

Intercomp Scale Pad Protective Case (22" X 18" X 16")

P/N

INT 490197

Intercomp Scale Pad Laser Leveling System

- WORKS ON ALL SCALES

INT 102018

Scale Pad Safety Chock - Stops car from rolling off scales

- works with any scale pad that is 15 1/4" X 15 1/4"

BRP 9323

Remote Chassis Ride Height Checker (has built in gauge)


BRP 9240

Frame Height Gauge (with scale pad height built in)

BRP 9364

CASTER CAMBER GAUGES

Bubble Caster/Camber Gauge



INT 102010

DESCRIPTION	P/N
Aluminum Bubble/Caster Camber Gauge with Magnetic Adaptor - Comes with Plastic Case	INT 102010

Digital Angle Gauge



BRP 9316

DESCRIPTION	P/N
HD Digital Angle Gauge in aluminum housing	BRP 9316
Stock Car Camber Adaptor (Adapts to BRP 9316)	BRP 9317

Digital Caster/Camber Gauge



INT 100005

DESCRIPTION	P/N
Digital Caster/Camber Gauge with Magnetic Adaptor - Comes with Plastic Case	INT 100005



BRP 9325
NOTE - DIGITAL ANGLE GAUGE SOLD SEPERATE

DESCRIPTION	P/N
Camber Adaptor - Fits on Steering Arm of Dirt Modified - adapts to BRP 9316 (sold separately)	BRP 9325
HD Digital Angle Gauge in Aluminum Housing	BRP 9316


REAR END LASER ALIGNMENT KITS



BRP 9311

DESCRIPTION	P/N
Laser Rear End Checking Tool - Complete kit to check 3" tubes and quad lock rear ends (includes laser pointer)	BRP 9311
Laser String Tool - Pops onto Right Side Frame Rail to Allow Squaring Of Rear End (includes laser pointer)	BRP 9314
Replacement Laser Pointer For BRP 9311 / BRP 9314	BRP 9315

KART LASER ALIGNMENT KITS



BRP 9319

DESCRIPTION	P/N
Deluxe Kart Laser Alignment Kit - Includes 1- rear axle laser adaptor, 1- alignment mirror, 1- laser pointer, 1- BRP 9318 caster/camber gauge and plastic carrying case	BRP 9319
Standard Kart Alignment Kit - Includes 1- rear axle laser adaptor, 1- alignment mirror, 1- laser pointer and plastic carrying case	BRP 9320
Replacement Laser Pointer for BRP 9319 / BRP 9320	BRP 9315
Kart Digital Camber Gauge (comes with BRP 9316 and carrying case)	BRP 9318



BRP 9320



BRP 9318

TOOLS, TIRE GAUGES, & SCALES

NEW PRODUCT


TOE PLATES



DESCRIPTION	P/N
BRP Aluminum Toe Plates (2 per set)	BRP 9132


TIRE PRESSURE GAUGES

Digital Tire Pressure Gauges



DESCRIPTION	P/N
Digital Tire Pressure Gauge 0 - 99.99 psi	INT 360045
BRP Digital Pressure Gauge 0 - 150psi	BRP 9260

Intercomp Tire Pressure Gauges



DESCRIPTION	P/N
0 - 15 psi - 2" Face	INT 360062
0 - 30 psi - 2" Face	INT 360063
0 - 60 psi - 2" Face	INT 360064
0 - 15 psi - 4" Glow In Dark Face	INT 360058
0 - 30 psi - 4" Glow In Dark Face	INT 360059
0 - 60 psi - 4" Glow In Dark Face	INT 360060

Longacre Tire Pressure Gauge



DESCRIPTION	P/N
0 - 60 psi - 2" Face	LON 52004
0 - 30 psi - 2" Face	LON 52024
0 - 15 psi - 2" Face	LON 52034

TIRE PYROMETERS / DUROMETERS



DESCRIPTION	P/N
Deluxe Pyrometer with Tire Probe & Case (0° - 1,500°F)	INT 360012
Infrared Laser Temperature Gun & Pouch (0° - 1,022°F)	INT 360018-E
Intercomp Durometer	INT 360092
BRP Tire Humidity Gauge - comes with case	BRP 9328

BEAD BREAKERS



DESCRIPTION	P/N
Wide Jaw Bead Breaker For 15" Wheels	BRP 201

TIRE GRINDING DISCS

Grinding Discs



DESCRIPTION	P/N
7" 16 Grit Abrasive Tire Grinding Disc - (sold each)	ABR ID00861-0S
7" Tac-A-Disc - (sold each)	MYR 42267
7" 16 Grit Ventilated Tire Grinding Disc - (sold each)	ALL 44182
8" "Traction Grabber" Tire Grinding Disc	BRT TG
6" "Traction Grabber" Tire Grinding Disc	BRT TG-6

TIRE GRINDERS & ACCESSORIES

Tire Grinder

DESCRIPTION	P/N
Variable Speed Tire Rotator / Grinder - 110V	DGR 1
Sportsman Tire Rotator / Grinder - 110V	DGR SPORTSMAN-II

Tire Grinder Attachments


DESCRIPTION	P/N
Tube Kit For DGR 1 Tire Grinder (sold separate from DGR 1) Bolts on to existing rotator to hold grinder	BRP 9375
Universal Aluminum Grinder Head Kit	BRP 9376

Air Dryers

DESCRIPTION	P/N
Portable Camair Air Dryer Unit	CAM CT-30P
Tune-Up Kit for CAM CT-30P (new style)	CAM DC-30
Replacement Hose	CAM DS-20
Humidity Indicator	CAM DS1-1
Tune Up Kit - (old style)	CAM TS-10K

Tire Rollout Fixture

DESCRIPTION	P/N
Fixture for Measuring Tire Roll Out (diameter)	BRP 9241
10' Tire Tape Measure	BRP 40



TIRE IMPROVER



DESCRIPTION	P/N
Track Claw Tire Strengthener - 1 Gallon Can	TC 2995
Fast Track Tire Improver - 1 Gallon Can	ALL 78103
Hot Lap Original Tire Treatment - 1 Gallon Can	PB 7000TS
Hot Lap II Tire Treatment - 1 Gallon Can	PB 6000
Pro Blend Tire Cleaner - 1 Quart	PB 7050
Competitive Edge Tire Improver	ALL 78105

TIRE SIPERS & GROOVERS

Van Alstine Tire Groover



DESCRIPTION		P/N
Heavy Duty Tire Groover		VAN V100
Replacement Blades	ROUND FLAT	
# 3	VAN 3GR	
# 4	VAN 4GR	VAN 4GF
# 6		VAN 6GF
# 8		VAN 8GF
# 10		VAN 10GF
# 12	VAN 12GR	

Van Alstine Tire Siper



DESCRIPTION	P/N
Heated Siping Tool	VAN S- 100
Replacement Blades	
36 pc	VAN SIPING-BLADE

Holds Up To 13 Blades!

Heated Single Blade Groover



DESCRIPTION	P/N
Grooving Tool	AFC ID125
Replacement Blades	

SIZE	HEAD	BLADES
#2 - .090"	AFC IDHD02	AFC IDBL02
#3 - .125"	AFC IDHD03	AFC IDBL03
#4 - .215"	AFC IDHD04	AFC IDBL04
#5 - .290"	AFC IDHD05	AFC IDBL05
#6 - .375"	AFC IDHD06	AFC IDBL06


Multi-Blade Tire Siper



DESCRIPTION	P/N
Tire Siping Tool - Holds 2,4, or 6 Blades	HIC TS



DESCRIPTION	P/N
Tire Marker	MRG 9312



DESCRIPTION	P/N
Chain Link Tread Pattern Traction Claw	BRP 9354
Block Tread Pattern Traction Claw	BRP 9355

DRILLS & TAPS



DESCRIPTION	P/N
Double Sided 1/8" Drill Bit (2 per pack)	BRT DED18
Double Sided 3/16" Drill Bit (2 per pack)	BRT DED316
3/8"F LH Tap	BRT TO624L
3/8"F RH Tap	BRT TO624R
7/16"F LH Tap	BRT TO720L
5/8"F LH Tap	BRT T1018L
5/8"F RH Tap	BRT T1018R
3/4"F LH Tap	BRT T1216L

CORDLESS IMPACT WRENCHES



14.4V - 3/8" Drive Cordless Impact

DESCRIPTION	P/N
ZNEX 14.4V - 3/8" Drive Cordless Impact Gun (comes with carrying case, charger, and 1 battery)	ZNX CI-3140

18.0V - 1/2" Drive Cordless Impact

DESCRIPTION	P/N
ZNEX 18.0V - 1/2" Drive Cordless Impact Gun (comes with carrying case, charger, and 1 battery)	ZNX CI-3181
Replacement 18.0V Battery	ZNX 382062



Pit Sockets

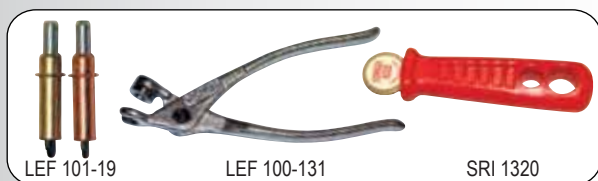
DESCRIPTION	P/N
.900" Deep with Spring	BRP 2044
Replacement Spring	BRP 2046

ROLLER CHANGE TOOL



DESCRIPTION	P/N
Bob's Tool - Makes Roller Changes Safe and Easy!	BRP 4399

CLECOS & PLIERS



DESCRIPTION	P/N
Button Tool (sold each)	SRI 1320
1/8" Clecos (sold each)	LEF 101-19
3/16" Clecos (sold each)	LEF 101-20
Cleco Pliers (sold each)	LEF 100-131

SAFETY WIRE & PLIERS



DESCRIPTION	P/N
Safety Wire Pliers	AFC 80745
360' Safety Wire	AFC 80746

STOP WATCHES



DESCRIPTION	P/N
Economy Stop Watch	ROB SC-501
Dual Split Stop Watch with MPH	ROB SC-606W

ALUMINUM JACKS



DESCRIPTION	P/N
3 Pump Aluminum Low Profile Jack	BRU WARRIOR
Dirt Skirt For Aluminum Jack	BRU DS1
Dirt Wings For Aluminum Jack	BRU DIRT-WINGS

FUEL JUGS & FUNNELS



DESCRIPTION	P/N
5 Gallon Jug - Red	VP 3512
5 Gallon Jug - White	VP 3522
5 Gallon Jug - Blue	VP 3532
14" Triangle Fuel Funnel	VP 3081
Funnel Filter	VP 3091
Replacement Cap for 5 Gallon Jugs	VP 3042
Jug Spout	VP 3044

TRANSPONDERS & RACECEIVERS



DESCRIPTION	P/N
Transponder with Charger	AMB X260
Direct Wire Transponder	AMB X260D
Old Style Transponder Holder	AMB 2502
New Style Transponder Holder	AMB 2504
Charger Kit	AMB 2423

DESCRIPTION	P/N
Raceceiver - Comes with Clip and Batteries (no earpiece)	RAC 1600
Drivers Earpiece	RAC DEP
Replacement Foam For Earpiece (sold in pairs)	RAC EPF
Replacement Radio Holder	RAC HOLSTER

PAULSON GOGGLES



DESCRIPTION	P/N
Clear Paulson Goggles (sold each)	PAU 105
Amber Paulson Goggles (sold each)	PAU 105LA
Smoke Paulson Goggles (sold each)	PAU 105S

CLEANERS / MUDD OFF



DESCRIPTION	P/N
Helmet Fresh - (kills bacteria in helmets which causes odor)	BRK 95-9540
Plexus Plastic Cleaner - 13oz Spray Can	ALL 78232
Mudd Off Concentrate - Mix 1:12 with water	MUD 11022

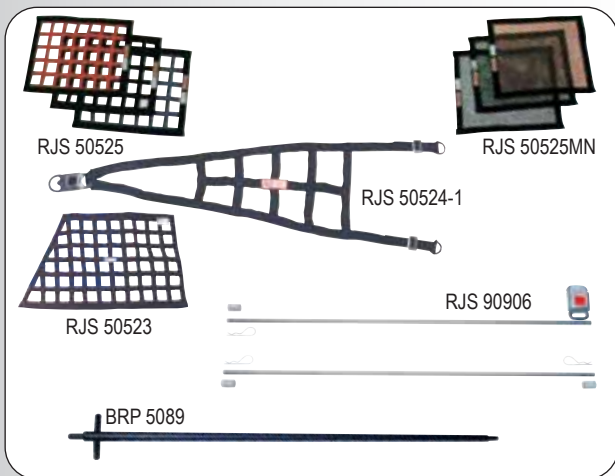
PIT & SAFETY EQUIPMENT

FIRE SUPPRESSION SYSTEMS



DESCRIPTION	P/N
5 LB FE36 Complete System - Pull Cable Style	SAF LT5-HAA
5 LB Halon Complete System - Pull Cable Style	SAF LT5-AAA
5 LB Halon Complete System - Push Knob Style	SAF LT5-ABA
10 LB Halon Complete System	SAF LT10-AAA
5 LB Halon Bottle Only (charged)	SAF LT5-AA
10 LB Halon Bottle Only (charged)	SAF LT10-AA
10 Ft Aluminum 1/4" O.D. Tubing	SAF 54-2001
12 Ft Steel 1/4" O.D. Tubing	SAF 54-2002

WINDOW NETS



DESCRIPTION	P/N
18" X 24" Ribbon Net - Black	RJS 50525
18" X 24" Ribbon Net - Blue	RJS 50525-3
18" X 24" Ribbon Net - Red	RJS 50525-4
18" X 24" Mesh Net - Black	RJS 50525MN
Oblong Window Net - Black	RJS 50523
Sprint / Midget / TQ - 4 Point Window Net - Black	RJS 50524
Sprint / Midget / TQ - 2 Point Window Net - Black	RJS 50524-1
Window Net Bar	BRP 5089
Window Net Installation Kit	RJS 90906

DRIVER RESTRAINTS



DESCRIPTION	P/N
Arm Restraint	RJS 50522
Helmet Restraint	RJS 20214

SEAT BELTS & ACCESSORIES

RJS Wrap Around
Shoulder Bolt In Lap



COLOR	P/N
Black	RJS 02-19-06
Blue	RJS 02-19-06-3
Red	RJS 02-19-06-4

RJS Individual Bolt
Shoulder Bolt In Lap



COLOR	P/N
Black	RJS 02-18-06

RJS Single Bolt Shoulder
Bolt In Lap



COLOR	P/N
Black	RJS 02-16-06
Blue	RJS 02-16-06-3
Red	RJS 02-16-06-4

Simpson Seat Belts



DESCRIPTION	P/N
6 Point Pull Down Seat Belt -3" Lap and 3" Shoulder - Bolt In or Wrap	SIM 29073BK
6 Point Pull Down Seat Belt Set - 3" Lap, 2" Shoulder - Hans Compatible	SIM 29063BK-30010BK

Available In Black Only



DESCRIPTION	P/N
Floor Mount Harness	RJS 30309
Shoulder Pad - Black	RJS 70702

FIRE SUITS



RJS Proban One Piece Single Layer

DESCRIPTION	P/N
One Piece Single Layer - Black	RJS 1004
One Piece Single Layer - Blue	RJS 1004-3
One Piece Single Layer - Red	RJS 1004-4

Available Sizes - XS,S,M,L,XL,XXL
Custom Suits Can Be Special Ordered.

NOMEX UNDERWEAR



Nomex Hoods

DESCRIPTION	P/N
Slit Style Open Nomex Hood	RJS 20205
Full Face Open Nomex Hood	RJS 20215

Nomex Socks

DESCRIPTION	P/N
Nomex Socks - Small	RJS 20204S
Nomex Socks - Medium	RJS 20204M
Nomex Socks - Large	RJS 20204L
Nomex Socks - Extra Large	RJS 20204XL

Nomex Underwear (2 Piece)

DESCRIPTION	P/N
Nomex Underwear - Small	RJS 20203S
Nomex Underwear - Medium	RJS 20203M
Nomex Underwear - Large	RJS 20203L
Nomex Underwear - Extra Large	RJS 20203XL

NOMEX GLOVES & SHOES




Driving Gloves

SINGLE LAYER	P/N	DOUBLE LAYER	P/N
Black	RJS 20213	Black	RJS 20212
Blue	RJS 20213-3	Blue	RJS 20212-3
Red	RJS 20213-4	Red	RJS 20212-4

Nomex Shoes

DESCRIPTION	P/N
Nomex Driving Shoes - Black - Full Sizes Only (Size 8-13)	RJS 20209N-SIZE

NECK BRACES



U STYLE	P/N	360° STYLE	P/N
Black	RJS 20216	Black	RJS 20216-1
Blue	RJS 20216-3	Blue	RJS 20216-1-3
Red	RJS 20216-4	Red	RJS 20216-1-4

DESCRIPTION	P/N
Childs Neck Collar	BRK 95-9550

HELMET FANS



DESCRIPTION	P/N
BRP Tornado Helmet Fan- comes with wiring & mounting hardware	BRP 9153
Foam Outer Pre-Filter for BRP Tornado	K-N 25-1480
Replacement Filter For Tornado Helmet Fan (BRP 9153)	ALL 36202
Replacement 2 Pin Weathertight Connector for BRP 9153 / 9300	BRP 9157
44" Hose - 1 1/4" Inlet & Outlet (fits PAR PUMP, BRP 9153, & BRP 9300)	PAR HOSE
Parker Helmet Pump - Comes with Filter (no hose)	PAR PUMP
Replacement Filter For Parker Helmet Pump (PAR PUMP)	PAR FILTER
BRP Storm Helmet Fan - comes with wiring & mounting hardware	BRP 9300
Replacement Filter for Storm Helmet Fan (BRP 9300)	BRP 9301

HELMETS



Simpson and Impact Helmets Available - Call For Pricing and Availability!

INCHES	20	21	22	23	24	25									
CENTIMETERS	51	52	53	54	55	56	57	58	59	60	61	62	63	64	65
HAT SIZE	6 ⁵ / ₈ - 6 ³ / ₄	6 ⁷ / ₈ - 7	7 ¹ / ₈ - 7 ¹ / ₄	7 ³ / ₈ - 7 ¹ / ₂	7 ⁵ / ₈ - 7 ³ / ₄	7 ⁷ / ₈ - 8	-								
HELMET SIZE	XS	SM	MD	LG	XL	XXL	-								

Measure directly above the brow line for the best helmet fit. Simpson recommends inspection of your helmet after any impact collision.

SHIELDS

Simpson Voyager

DESCRIPTION	P/N
Clear Shield	SIM 88300
Smoke Shield	SIM 88301
Amber Shield	SIM 88304
Pivot Kit	SIM 99022

Simpson RX

DESCRIPTION	P/N
Clear Shield	SIM 89200
Smoke Shield	SIM 89201
Amber Shield	SIM 89204
Pivot Kit	SIM 99022

Simpson Old Voyager

DESCRIPTION	P/N
Clear Shield	SIM 88200
Smoke Shield	SIM 88201
Amber Shield	SIM 88204
Pivot Kit	SIM 99022

Simpson Super Shark

DESCRIPTION	P/N
Clear Shield	SIM 88600A
Smoke Shield	SIM 88601
Amber Shield	SIM 88604
Pivot Kit	SIM 99022

Simpson Bandit / Super Bandit

DESCRIPTION	P/N
Clear Shield	SIM 89400A
Smoke Shield	SIM 89401
Pivot Kit	SIM 99022

Impact Super Charger

DESCRIPTION	P/N
Clear Shield	IMP 12199901
Pivot Kit	IMP 10000000

Impact Air Draft

DESCRIPTION	P/N
Clear Shield	IMP 19300901
Pivot Kit	IMP 10000000

HELMET ACCESSORIES & HOOKS



DESCRIPTION	P/N
Universal Helmet Skirt	RJS 90904
Universal Tear Off Posts (comes with 2 buttons & 2 posts)	ULT 1912B
Universal Tear Off Posts (Card of 12 Packages)	ULT 1091B

Helmet Hooks

DESCRIPTION	P/N
Helmet hook for 1 1/4" tubing	BRP 9256
Helmet hook for 1 1/2" tubing	BRP 9257
Helmet hook for 1 5/8" tubing	BRP 9258
Helmet hook for 1 3/4" tubing	BRP 9259



ULTRA SHIELD TEAR OFFS

Sold in box -10 Bags of 20 tear offs per box.

DESCRIPTION	P/N
11 1/2" Button Centers - Straight	ULT 1201C




Fits: Simpson Voyager, HJC, Side Pro Elite

DESCRIPTION	P/N
12 3/8" Button Centers - Banana	ULT 1202C



Fits: Bell,G-Force, Pyrotec

DESCRIPTION	P/N
11 1/2" Button Centers - Curved	ULT 1203C



Fits: Simpson SX, Matrix, Jr Shark HJC Auto

DESCRIPTION	P/N
11 1/2" Button Centers	ULT 1204C



Fits: Simpson RX, Super Bandit, Raider, Diamondback

DESCRIPTION	P/N
12" Button Centers	ULT 1208C



Fits: Simpson Bandit

DESCRIPTION	P/N
12 3/4" Button Centers	ULT 1209C



Fits: Simpson Shark, Super Shark, and Speedway Shark

DESCRIPTION	P/N
11 3/4" Button Centers	ULT 1230C



Fits: Impact Vapor, Charger, Air Vapor, Super Charger, and Draft

DESCRIPTION	P/N
11 3/4" Button Centers	ULT 1215C



Fits: Impact Champ, Nitro

RACING OPTICS TEAR OFFS

3 Stacks of 10 Tear offs per Package.

DESCRIPTION	P/N
X Stack - Clear	RO 10201C

DESCRIPTION	P/N
X Stack - Clear	RO 10205C

DESCRIPTION	P/N
X Stack - Clear	RO 10203C

DESCRIPTION	P/N
X Stack - Clear	RO 10204C

DESCRIPTION	P/N
X Stack - Clear	RO 10209C

DESCRIPTION	P/N
X Stack - Clear	RO 10230C

DESCRIPTION	P/N
X Stack - Clear	RO 10231C

ROLL BAR PADDING



Standard - 1 1/2" Tubing

DESCRIPTION	P/N
Black	BRP BLACK
Red	BRP RED
Gray	BRP GRAY

Hi - Density

DESCRIPTION	P/N
Black	KIR 99031

Hi - Density SFI 45.1 - 1"

DESCRIPTION	P/N
Black	KIR 99021
Red	KIR 99022
Blue	KIR 99023

* All Roll Bar Padding Comes In 3 Foot Lengths*

TIE DOWNS



DESCRIPTION	P/N
Tie Down (sold in packs of 2)	RJS 30307

SEATS & ACCESSORIES

KIRKEY SEATS

Kirkey 79 Series 10° Layback Full Containment Seats



*NOTE - Available With Black Cover Only - Sold Separately

SIZE	SEAT P/N	SEAT COVER P/N
14"	KIR 79140	KIR 7914011
14 1/2"	KIR 79145	KIR 7914511
15"	KIR 79150	KIR 7915011
15 1/2"	KIR 79155	KIR 7915511
16"	KIR 79160	KIR 7916011
17"	KIR 79170	KIR 7917011



Kirkey 69 Series 10° Intermediate Containment Seats



*NOTE - Available With Black Cover Only - Sold Separately

SIZE	SEAT P/N	SEAT COVER P/N
14"	KIR 69100	KIR 69111
14 1/2"	KIR 69200	KIR 69211
15"	KIR 69300	KIR 69311
15 1/2"	KIR 69400	KIR 69411
16"	KIR 69500	KIR 69511
17"	KIR 69700	KIR 69711

Kirkey 58 Series 20° Lightweight Seats



58100LW Shown With Optional LW Seat Cover - Sold Separately

DESCRIPTION	SEAT P/N	LW COVER P/N
14" Regular	KIR 58100LW	KIR 58111LW
15" Regular	KIR 58300LW	KIR 58311LW
16" Regular	KIR 58500LW	KIR 58511LW
17" Regular	KIR 58700LW	KIR 58511LW



DESCRIPTION	P/N
69 Series Rear Seat Clamps (sold each, requires 2 for installation)	MFG KIR011

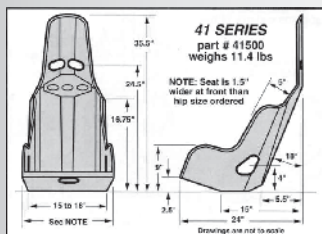
Kirkey 56 Series 10° Lightweight Deluxe Seats



56100LW Shown With Optional LW Seat Cover - Sold Separately

DESCRIPTION	SEAT P/N	STD COVER P/N	LW COVER P/N
14" Regular	KIR 56100LW	KIR 56111	KIR 58111LW
15" Regular	KIR 56300LW	KIR 56311	KIR 58311LW
16" Regular	KIR 56500LW	KIR 56511	KIR 58511LW
17" Regular	KIR 56700LW	KIR 56711	KIR 58511LW
18" Regular	KIR 56900LW	KIR 56911	

Kirkey 41 Series 18° Layback Drag Seats



SIZE	SEAT P/N	COVER P/N
15"	KIR 41300	KIR 41311
16"	KIR 41500	KIR 41511
17"	KIR 41700	KIR 41711
18"	KIR 41900	KIR 41911

SEATS & ACCESSORIES

KIRKEY SEATS

Kirkey 36 Series 20° Layback Intermediate Seats



Only Black Seat Cover Available -Sold Separately

SIZE	SEAT P/N	SEAT COVER P/N
14"	KIR 36100	KIR 36111
15"	KIR 36300	KIR 36311
16"	KIR 36500	KIR 36511
17"	KIR 36700	KIR 36711
18"	KIR 36900	KIR 36911

Kirkey 94/98 Series 20° Layback Economy Seats



Only Black Seat Cover Available -Sold Separately

SIZE	SEAT P/N	SEAT COVER P/N
15 1/2"	KIR 09400	KIR 09401
17 1/2"	KIR 09800	KIR 09801



SEAT ACCESSORIES



Head Supports

DESCRIPTION	RIGHT P/N	LEFT P/N
Head Support	KIR 00100	KIR 00200
Cloth Cover Black	KIR 00111	KIR 00211

Shoulder Supports

DESCRIPTION	RIGHT P/N	LEFT P/N
Shoulder Support	KIR 00500	KIR 00600
Cloth Cover Black	KIR 00511	KIR 00611

Leg Supports


DESCRIPTION	RIGHT P/N	LEFT P/N
Leg Support	KIR 00300	KIR 00400
Cloth Cover Black	KIR 00311	KIR 00411

Lumbar Support



DESCRIPTION	P/N
Lumbar Support	KIR 99020

DIRTCAR SEAT SPACERS



BRB 49

DESCRIPTION	P/N
DIRTcar Seat Plate (bolts to bottom of aluminum seat for protection)	BRB 49
1" Bottom Seat Spacer (pre-drilled and powder coated black)	MFG CHA131
1 1/2" Bottom Seat Spacer (pre-drilled and powder coated black)	MFG CHA132
2" Bottom Seat Spacer (pre-drilled and powder coated black)	MFG CHA132-1

FASTENERS & ACCESSORIES

Did You Know...

BRP cars require: 186 short buttons, 28 medium buttons, and 25 long buttons.



BRB 99

BRB 100

BRB BIG100

SEE PAGE 154 FOR DZUS BUTTON DRIVERS

PANEL FASTENERS

DESCRIPTION	GRIP LENGTH	P/N
5/16" Steel	.400"	BRB 99
7/16" Short Steel	.450"	BRB 100
7/16" Short Aluminum	.450"	BRB 100A
7/16" Medium Steel	.500"	BRB 101
7/16" Medium Aluminum	.500"	BRB 103
7/16" Long Steel	.600"	BRB 102
7/16" Long Aluminum	.600"	BRB 102A
7/16" Winged Medium Steel	.500"	BRB 104
7/16" Steel Short With Large Head	.450"	BRB BIG100
7/16" Steel Medium With Large Head	.500"	BRB BIG101
7/16" Steel Long With Large Head	.600"	BRB BIG102

Buttons are Sold Individually or in Quantities 10, 25, 50 and 100.

PANEL FASTENER SPRINGS



BRB 105

DESCRIPTION	P/N
1 3/8" Center to Center Spring - use with 7/16" buttons	BRB 105
1" Center to Center Spring - use with 5/16" buttons - .275" Grip	BRB 114
1" Center to Center Spring - use with 5/16" buttons - .323" Grip	BRB 115

Springs are Sold Individually or in Quantities 10, 25, 50 and 100.

SELF EJECTING BUTTONS



BRB 111-1


BRB 113

ALL 18232

DESCRIPTION	P/N
5/16" Self Ejecting Button	BRB 111
5/16" Winged Self Ejecting Button	BRP 111-1
7/16" Self Ejecting Button	BRB 113
Ludwig Clamp (sold in packs of 4)	ALL 18232

Buttons are Sold Individually or in Quantities 10, 25, 50 and 100.

PANEL FASTENER PLATES



BRB 107

BRB 108

DESCRIPTION	P/N
Steel Weld Plate for 5/16" Buttons - sold each	BRB 98
Standard Steel Weld Plate for 7/16" Buttons - sold each	BRB 107
Lightweight Steel Weld Plate for 7/16" Buttons - sold each	BRB 108L
7/16" Washers (sold in packs of 20)	BRB 109

Plates are Sold Individually or in Quantities 10, 25, 50 and 100.

GUSSETS AND CAPS



BRB 1549

BRB 700

DESCRIPTION	P/N
Steel Gusset (package of 10)	BRP 1549
Steel Gusset (package of 25)	BRP 1550
Steel Gusset (package of 100)	ALL 22194-100
Aluminum Cap for 1 1/2" X .120" Wall Tubing (sold each)	BRP 700
Aluminum Cap for 1 1/2" X .095" Wall Tubing (sold each)	BRP 702
Plastic Cap for 1" X .095" Wall Tubing (sold each)	BRP CAPC32U1
Plastic Cap for 1 1/4" X .095" Wall Tubing (sold each)	MFG CHA177CAP
Plastic Cap for 1 1/2" X .140" Wall Tubing (sold each)	MFG CHA100BOC

ALUMINUM BODY RIVETS



BRB 1725

DESCRIPTION	COLOR	QTY	P/N
1/8" Small Head	Plain	250	BRB 1825
3/16" Small Head	Red	250	BRB 825
3/16" Small Head	Yellow	250	BRB 925
3/16" Small Head	White	250	BRB 1025
3/16" Small Head	Blue	250	BRB 525-URR
3/16" Small Head	Black	250	BRB 1925
3/16" Small Head	Plain	300	BRB 630
3/16" Small Head	Plain	250	BRB 725
3/16" Large Head	Plain	250	BRB 1125
3/16" Large Head	White	250	BRB 1225
3/16" Large Head	Blue	250	BRB 1425
3/16" Large Head	Black	250	BRB 1525
3/16" Large Head	Yellow	250	BRB 1625
3/16" Large Head	Red	250	BRB 1725
3/16" Backup Washer	Steel	250	BRB 900
3/16" Backup Washer	Aluminum	250	ALL 18202

ALUMINUM SHEETS



4' X 8' Sheet - .032" Thick

COLOR	P/N
White	BRB 920091

4' X 8' Sheet - .040" Thick

COLOR	P/N
White	BRB 920139

4' X 10' Sheet - .040" Thick

COLOR	P/N
White	BRB 920140
Red	BRB 920111
Black	BRB 920118
Yellow	BRB 920504

4' X 8' Sheet - .050" Thick

COLOR	P/N
White	BRB 920189M
Red	BRB 920292
Black	BRB 920294
Yellow	BRB 920416
Chevron Blue	BRB 920426
X-Red	BRB 920309

4' X 10' Sheet - .050" Thick

COLOR	P/N
White	BRB 920190
Red	BRB 920269
Black	BRB 920295
Matte Silver	BRB 920212

4' X 12' Sheet - .050" Thick

COLOR	P/N
White	BRB 920208
Black	BRB 920296

4' X 8' Sheet - .063" Thick

COLOR	P/N
Tread Brite	BRB 920748

4' X 10' Sheet - .063" Thick

COLOR	P/N
Mill Finish	BRB 920240
Tread Brite	BRB 920749

200 MPH RACING TAPE



COLOR	P/N
Red	ISC RT3001
Blue	ISC RT3002
Yellow	ISC RT3003
Black	ISC RT3004
Silver	ISC RT3005
White	ISC RT3006
Orange	ISC RT3008
Purple	ISC RT3010

TIE WRAPS

QTY - 100
14 1/4" Long



COLOR	P/N
Black	ALL 14125
Red	ALL 14127
Blue	ALL 14129
Yellow	ALL 14137

ROLL & SHEET PLASTIC



Roll Plastic - Available in 10', 15',
25', & 50' Lengths
Roll Plastic - 24" Wide X .070" Thick

COLOR	P/N
Black	ALL 22402
White	ALL 22407
Red	ALL 22411
Yellow	ALL 22426
Blue	ALL 22416

Sheet Plastic - 4' X 8' X .100" Thick

COLOR	P/N
White	ALL 22460
Black	ALL 22461
Red	ALL 22462
Chevron Blue	ALL 22464
Yellow	ALL 22466

NOTE- Roll plastic has a thickness of .070", while sheet plastic has a thickness of .100"

HOOD PIN KITS



DESCRIPTION	P/N
Steel Pin with 3/16" Flip Clip (kit of 2)	ALL 18512
Aluminum Pin with Hair Pin Clip (kit of 2)	BRP 5128
Aluminum Pin with 3/16" Flip Clip (kit of 2)	BRP 5129
Plain 1/2" Aluminum Pin Only (sold each)	BRP 5130
Chrome 3/16" Flip Clip Only (sold each)	BRP 5138
Chrome Hair Pin Clip (sold each)	BRP 5140
Scuff Plate Only (sold each)	BRP 5141
Hood Pin Jam Nut (sold each - 2 required)	BRP 784
Steel Pin With Hairpin Clip (sold each)	BRP 5137

BALLAST CLAMPS / BALLAST WEIGHT




Round Tubing

DIAMETER	P/N RED	P/N BLACK
1"	BRP 5113	BRP 5113BK
1 1/8"	BRP 5114	BRP 5114BK
1 1/4"	BRP 5115	BRP 5115BK
1 1/2"	BRP 5117	BRP 5117BK
1 5/8"	BRP 5118	BRP 5118BK
1 3/4"	BRP 5119	BRP 5119BK



Square Tubing

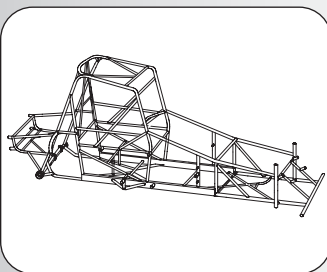
COLOR	P/N
1 1/2" X 1 1/2" - Plain	BRP 5121
2" X 2" - Red	BRP 5122
2" X 3" - Red	BRP 5123




DESCRIPTION	P/N
Ballast Weight Bar (comes with red clamps) Bolts Between Rear Shock Towers	BRP 5112
Ballast Weight Bar (comes with black clamps) Bolts Between Rear Shock Towers	BRP 5112BK
Lead Ballast Weight (40 pounds)	BRP 5124-40

CHASSIS & COMPONENTS

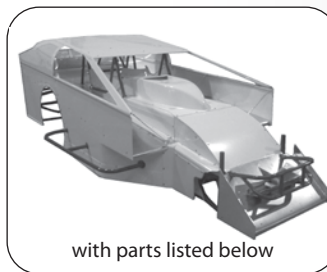
BICKNELL CHASSIS KITS - LARGE BEARING



Option 1 - Chassis
with all Mounts




Option 2 - Chassis
with white body installed



with parts listed below

Option 3 - Kit Car
Unassembled



Option 4 - Complete
Rolling Chassis

Option 3 Parts List - PARTS AVAILABLE IN RED & BLACK

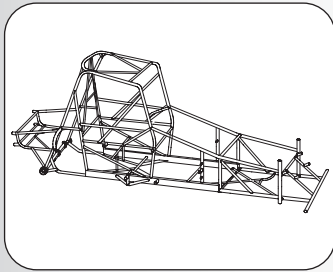
QTY	PART#	Description	QTY	PART#	Description	QTY	PART#	Description
1	BRP 19	Front caliper brackets - 4588 spindles	1	BRP 1210	Front Panhard Rod	1	BRC 310-1000	Brake balance bar
2	BRP 42L	Left Front Brake Line Guard	4	BRP 1250	Front Radius Rods	1	BRE 1051R	5/16 R.H. Male Gas Rod
1	BRP 42R	Right Front Brake Line Guard	1	BRP 1399-900	900# SPRING ROD	1	BRE 1051L	5/16 L.H.
4	BRP 51	Rotor Bolt Kit	2	BRP 1505	Front Axle Brackets	1	BRE 1061L	3/8 L.H. Brake Rod
2	BRP 67	12" front waved brake rotors	2	BRP 1533	Torsion Bearings	2	BRE 5101R	5/8-5/8 R.H. Male Rod end
2	BRP 71	12.18" O.D. X .810 Rear vented rotors	2	BRP 1535	Torsion Spacers	3	BRE 5101L	5/8-5/8 L.H. Male Rod End
1	BRP 162	Steering Wheel Quick Release	1	BRP 1598-24	24 Gallon Fuel Cell Box	1	BRE 2101L	5/8-5/8 L.H. Male Prec. For Tie Rod End
1	BRP 181-1A	Slider Collar for T/A	1	BRP 1623	Front Panhard Axle Mount	1	BRE 2101R	5/8-5/8 R.H. Male Prec. For Tie Rod end
1	BRP 209	Left Ford Steering Arm	1	BRP 1624	Rear End Panhard Mount	6	BRE 5081R	5/8 -1/2 R.H. Male
1	BRP 211	Right Ford Steering Arm	1	BRP 1625	Panhard Support Bracket	6	BRE 5081L	5/8 -1/2 L.H. Male
2	BRP 215	Centre steering side mounts	1	BRP 1645	Driveshaft Cover	1	POW 9529	Inboard Starter
1	BRP 220	Alum. Pitman Arm	1	BRP 1646	Front Driveshaft Hoop	1	BER 300	Inboard bellhousing
2	BRP 263	Alum. Torsion Bar Stops	1	BRP 1647	Rear Driveshaft Hoop	2	BER CTD-001	Rear drive hubs
2	BRP 264B	Torsion Bushings	1	BRP 2010	Package of Black E.Z. Ties	2	BER CTD-NYM-H01	Front hubs
1	BRP 274-6	Center Steering Mount for Driver Back	20	BRP 2051	5/8 Course Wheel Nuts	1	GNB DT700	Cyclone Battery
2	BRP 280	Front Shock Sliders	1	BRP 3205	Solid Rear Axle	1	EIB 1200.250.0150	12" X 150 Right front coil spring
1	BRP 292	Rear motor Plate	1	BRP 3260	Solid Rear Axle	1	EIB 1200.250.0250	12" x 250 Left front coil spring
1	BRP 304	Left side engine mount	1	BRP 4044	16-16 20 inch Driveshaft	1	F-S RB224	24 Gallon Fuel Cell Bladder
1	BRP 325 or 327	Right front engine plate	2	BRP 4289	Rear shock sliders	1	KBP 301	Fuel Line Kit
2	BRP 345	Rear axle drive flanges for LB	1	BRP 4255	Left rear large bearing birdcage	2	KBP 40C	Fuel Filter Clamps
1	BRP 398	Front panhard slider	1	BRP 4257	Right rear large bearing birdcage	3	KBP C108	Vent Hose for Fuel cell Filter
1	BRP 407	Brake Line Kit	1	BRP 4400	L.R. Torsion Arm	1	XRP 249008	Fuel Cell Vent Fitting
1	BRP 408-3	Chassis Bolt Kit	1	BRP 4402	R.R. Torsion Arm	1	K-N 62-1010	Vent Filter for Fuel cell
1	BRP 410R-2	Gas Pedal rod	2	BRP 4403	Torsion Arm Safety Bolts	1	GRF 185195P	Aluminum Down flow rad
1	BRP 411	Brake Pedal	1	BRP 4551	Panhard Frame Mount kit	1	KIR 56300LW	KIRKEY Deluxe Alum Seat
1	BRP 4340-12	Brake Pedal Rod	1	BRP 4552	Panhard Support Bracket	1	KIR 56311	Black TWEED Padding
1	BRP 414	ALUMINUM Gas Pedal	2	BRP 4588	Front Aluminum Billet LW spindles	1	KIR 00021	Steering Wheel Padding
1	BRP 418	Slider plate for Torque arm P.U.	1	BRP 5032-8	Fuel Filter	2	KIR 99021	SFI High density roll bar padding
1	BRP 419	Front T/A Pick Up Slider Rod	1	GAU 5104	Quantum O.P./W.T. Dash Panel	1	RJS 02-19-06	BLACK Belt / Harness kit
2	BRP 421	Slider Rods for T/A	1	BRP 5107	Battery Ground Cable	2	BIL B46-0210C	Front Shock 162/55 Valving
1	BRP 424	Rubber Torque Arm Mount	1	BRP 5107-1	Battery Power Cable	2	BIL B46-0207B	Rear Shock 208/72 Valving
2	BRP 426 or 432	Torque arms	1	BRP 5107-2	Battery Power Cable	1	PFC 7757.81.12.44	Front 81 series brake pads
1	BRP 442	T/A Rear End Thru Bolts for 1624 style	4	BRP 6223	Snap rings for Large bearing hubs	1	PFC 7754.01.16.44	Rear 01 series brake pads
2	BRP 509	Driveshaft Slip Yoke	8	BRP 6224	Inner and Outer hub bearings	1	PRFBOX-190	Steering Box
2	BRP 512	U-Joints	4	BRP 6225	Front and rear hub seals	1	REB 270-8645	15" Dished Steering Wheel
1	BRP 563B	Power Steering Reservoir	2	BRP 6226	Front hub dust caps	1	REB 160-1500	Battery Power shut off switch
1	BRP 577	46" Power Steering Pressure Hose	4	BRP 6230	Large bearing Spindle nuts	1	SHR 29SD925	Right rear torsion bar
1	BRP 582	Power Steering Return Hose Kit	1	BRP 7119	Black Tall Window Screen	1	SHR 29SD950	Left rear torsion bar
2	BRP 614-7	Bilstein Coil Over kit	1	BRP 1385-17 1/2	Radius Rod For Spring Rod	1	WIL 260-10374B	7/8" Master Cylinder---SHORTY
1	BRP 778	5/16 R.H. Jam Nut (gas pedal rod)	1	BRP RR271/2	Left Rear Radius Rod	1	WIL 260-10375B	1" Master Cylinder---SHORTY
1	BRP 779	5/16 L.H. Jam Nut (gas pedal rod)	1	BRP RR48 1/2	Tie Rod for 52" axle	2	WIL 290-0632	575 Degree Brake Fluid
1	BRP 781	3/8 L.H. Jam Nut (brake Rod)	1	BRP RR64B	Drag Link Bent	1	WIN 61733	Transmission fluid
9	BRP 786	5/8 R.H. Jam Nut	1	BRP EC52BOC	Front Axle	1	WIN 60150M	Winters Transmission
10	BRP 787	5/8 L.H. Jam Nut	1	BRP Black	Roll Bar Padding	4	WIN 5855	U-Bolts
1	BRP 910	Rear end vent kit	2	BRC 170-1526	Front Billet 1000 series BRP caliper	1	WIN K5280S-LB	Rear end with Large Bearing tubes
1	BRP 1150	Rear Panhard Rod	2	BRC 170-4090	Rear Billet 2800 series BRP caliper			

Upgrade Options:


Upgrade	CHASSIS	29	Radius rod tin	GAUGES	
1	Powder paint Chassis & Bumpers / Included with (Option 4)	30	Powder painted front spoiler	68	Autometer Electric Tach with recal
2	Standard colours of paint = White, Black, Red, Blue, Gray, Orange	31	Sail panel upgrade for side panels only---No roof spoiler	69	Digital Tel Tach 3.125" X 3.125" X 1" thick
3	Upgrade Powder paint to Yellow, Clear, or Met Silver	32	Roof Spoiler kit for Outlaw tracks	70	Glow in the dark Dash panel
4	Powder Candy colour 2 coat / Candy Blue, Purple, Silver, Red, Fluor orange	33	Tall door (3" taller than stock)		
5	Tall Roll Cage (2" taller than stock)		FUEL CELL		HELMET FAN
6	Driver back 3" from stock	42	KBP132 32 Gallon Fuel Cell with #10 Pick up	76	Helmet Fan & Hose
7	Removable front shock towers		REAR AXLES		COOLING ACCESSORIES
8	Rubber floor chassis upgrade	46	Gundrilled Rear Axles	77	PATS Down flow or Cross flow rad in place of Griffin
9	Slider parts & hardware for rubber floor (417, 2-9115, 4-181-1A)		SUSPENSION	78	BRB 1 or 2 Fiberglass Fan Shroud
10	BUMPERS	49	BRP 4549 Adjustable Rear Panhard assembly	79	Fully Contained rad mount / Must have radiator PART #
11	Complete bumper kit	50	9018 easy adjust torque arm kit		DRIVELINE
12	4130 light weight Chrome poly bumpers	51	9108 offset floor slider kit (also includes BRP 9104)	83	Bert open transmission and bellhousing in place of Winters
13	Chrome bumper package	52	9120 rubber rear pan hard bar		STEERING
14	BODY MOUNTS	53	Bicknell lifetime warranty hubs (upgrade in a pair)	86	Profile PRO aluminum steering gear
15	Complete body mount kit	54	Quad Lock Rear End Tubes & Birdcages	87	BRP 9046 knee guard
16	4130 light weight body mount upgrade		SEAT		BRAKE UPGRADES
17	BODY	61	Head Rest & Pad	91	Labour to install Brake line kit (standard BRC 190-0407 kit)
18	Complete Coloured Body	62	FULLY Contained seat upgrade	92	Labour for installation with Right front shut off
19	Coloured Exterior Body Panels		ENGINE ACCESSORIES	93	Wilwood Directional rear DRILLED light weight rotors
20	Coloured fiberglass / scoop, cowl, wheel tub and roof	66	Power Steering Pump & V or Serpentine Pulley	94	PFC Directional rear rotors (note only 11.75" diameter)

CHASSIS & COMPONENTS

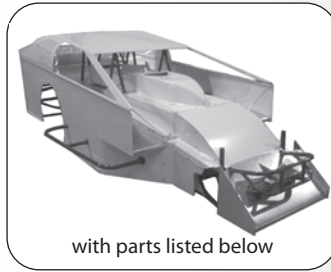
BICKNELL CHASSIS KITS - WIDE 5 8 BOLT



Option 1 - Chassis with all Mounts




Option 2 - Chassis with white body installed



with parts listed below

Option 3 - Kit Car Unassembled



Option 4 - Complete Rolling Chassis

Option 3 Parts List - PARTS AVAILABLE IN RED & BLACK

QTY	PART#	Description	QTY	PART#	Description	QTY	PART#	Description
2	BRP 18-2375	Front Caliper Brkts	1	BRP 778	5/16 R.H. Jam Nut (gas pedal rod)	1	BRP EC52B0C	Front Axle
1	BRP 42L	Left Front Brake Line Guard	1	BRP 779	5/16 L.H. Jam Nut (gas pedal rod)	1	BRP Black	Roll Bar Padding
1	BRP 42R	Right Front Brake Line Guard	1	BRP 781	3/8 L.H. Jam Nut (brake Rod)	2	BRC 170-1526	Front Billet 1000 series BRP caliper
2	BRP 51	Rear Rotor Bolt Kit for 8 bolt rear	9	BRP 786	5/8 R.H. Jam Nut	1	BRC 170-4090	Rear Billet 2800 series BRP caliper
2	BRP 65W	3/8" Waved LW front Brake rotors	10	BRP 787	5/8 L.H. Jam Nut	1	BRC 310-1000	Brake balance bar assembly
2	BRP 71	.810 Rear vented rotors	2	BRP 828	Inner Hub Bearings	1	BRE 1051R	5/16 R.H. Male Gas Rod
2	BRP 114	Rear Hub Seals	2	BRP 829	Outer Hub Bearings	1	BRE 1051L	5/16 L.H.
2	BRP 117	Inner Hub Bearings	2	BRP 835	Hub Seals	1	BRE 1061L	3/8 L.H. Brake Rod
2	BRP 118	Outer Hub Bearings	1	BRP 910	Rear end vent kit	2	BRE 5101R	5/8-5/8 R.H. Male Rod end
1	BRP 162	Steering Wheel Quick Release	1	BRP 1150	Rear Panhard Rod	3	BRE 5101L	5/8-5/8 L.H. Male Rod End
1	BRP 181-1A	Slider Collar for T/A	1	BRP 1210	Front Panhard Bar	1	BRE 2101L	5/8-5/8 L.H. Male Prec. For Tie Rod End
1	BRP 209	Left Ford Steering Arm	4	BRP 1250	Front Radius Rods	1	BRE 2101R	5/8-5/8 R.H. Male Prec. For Tie Rod end
1	BRP 211	Right Ford Steering Arm	1	BRP 1399-900	900# SPRING ROD	6	BRE 5081R	5/8 -1/2 R.H. Male
2	BRP 215	Centre steering side mounts	2	BRP 1505	Rear Axle Brackets	6	BRE 5081L	5/8 -1/2 L.H. Male
1	BRP 220	Alum.Pitman Arm	2	BRP 1533	Torsion Bearings	1	POW 9529	Inboard Starter
2	BRP 263	Alum.Torsion Bar Stops	2	BRP 1535	Torsion Spacers	1	BER 300	Inboard bellhousing
2	BRP 264B	Torsion Bushings	1	BRP 1598-24	24 Gallon Fuel Cell Box	1	GNB DT700	Cyclone Battery
1	BRP 274	Center Mount	1	BRP 1623	Front Panhard Axle Mount	1	EIB 1200.250.0150	12" X 150 Right front coil spring
2	BRP 280	Front Shock Sliders	1	BRP 1624	Rear End Panhard Mount	1	EIB 1200.250.0250	12" x 250 Left front coil spring
1	BRP 292	Rear motor Plate	1	BRP 1625	Panhard Support Bracket	1	F-S RB222B-C	22 Gallon Fuel Cell Blader
1	BRP 304	Left side engine mount	1	BRP 1645	Driveshaft Cover	1	KBP 301	Fuel Line Kit
1	BRP 325 or 327	Right front engine plate	1	BRP 1646	Front Driveshaft Hoop	2	KBP 40C	Fuel Filter Clamps
2	BRP 320	Rear Spindle Nuts	1	BRP 1647	Rear Driveshaft Hoop	3	KBP C108	Vent Hose for Fuel Cell Filter
2	BRP 339	Bolt kit for 343 D.F.	1	BRP 2010	Package of Black E.Z. Ties	1	XRP 249008	Fuel Cell Vent Fitting
2	BRP 343	Rear Axle Drive Flanges	20	BRP 2051	5/8 Course Wheel Nuts	1	GRF 185195P	Aluminum Down flow rad
1	BRP 398	Front panhard slider	1	BRP 3020	Solid Rear Axle	1	KIR 56300LW	KIRKEY Deluxe Alum Seat
1	BRP 407	Brake Line Kit	1	BRP 3076	Solid Rear Axle	1	KIR 56311	Black TWEED Padding
1	BRP 408-3	Chassis Bolt Kit	1	BRP 4044	16-16 20 inch Driveshaft	1	KIR 00021	Steering Wheel Padding
1	BRP 410R-2	Gas Pedal rod	2	BRP 4289	BRP shock sliders	2	KIR 99021	SFI High density roll bar padding
1	BRP 411	Brake Pedal	1	BRP4292	L.R. Roller B/C Assembly	1	RJS 02-19-06	BLACK Belt / Harness kit
1	BRP 4340-12	Brake Pedal Rod	1	BRP 4293	R.R. Roller B/C Assembly	2	BIL B46-0210C	Front Shock 162/55 Valving
1	BRP 414	ALUMINUM Gas Pedal	1	BRP 4400	L.R. Torsion Arm	2	BIL B46-0207B	Rear Shock 208/72 Valving
1	BRP 418	Slider plate for Torque arm P.U.	1	BRP 4402	R.R. Torsion Arm	1	PFC 7757.81.12.44	Front 81 series brake pads
1	BRP 419	Front T/A Pick Up Slider Rod	2	BRP 4403	Torsion Arm Safety Bolts	1	PFC 7754.01.16.44	Rear 01 series brake pads
2	BRP 421	Slider Rods for T/A	1	BRP 4551	Panhard Frame Mount kit	1	PRFBOX-190	Steering Box
1	BRP 424	Rubber Torque Arm Mount	1	BRP 4552	Panhard Support Bracket	1	REB 270-8645	15" Dishd Steering Wheel
2	BRP 426 or 432	Torque arms	2	BRP 4570	Aluminum billet front hubs	1	REB 160-1500	Battery Power shut off switch
1	BRP 442	T/A Rear End Thru Bolts for 1624 style	2	BRP 9200	Front Aluminum Billet LW Spindles	1	SHR 29SD925	Right rear torsion bar
2	BRP 472C	Rear Spindle Bolt Kits	1	BRP 5032-8	Fuel Filter	1	SHR 29SD950	Left rear torsion bar
2	BRP 486	Rear 8 Bolt Spindles	1	GAU 5104	Quantum O.P./W.T. Dash Panel	2	WIL 270-1956C	Aluminum Wide 5 Rear Hubs
2	BRP 509	Driveshaft Slip Yoke	1	BRP 5107	Battery Ground Cable	1	WIL 260-10374B	7/8" Master Cylinder-----SHORTY
2	BRP 512	U-Joints	1	BRP 5107-1	Battery Power Cable	1	WIL 260-10375B	1" Master Cylinder-----SHORTY
1	BRP 563B	Power Steering Reservoir	1	BRP 5107-2	Battery Power Cable	2	WIL 290-0632	575 Degree Brake Fluid
1	BRP 577	46"Power Steering Pressure Hose	1	BRP 7119	Black Powder Coated Tall Window Screen	1	WIN K5280S-8B	4-86 rear with aluminum 8 bolt tubes
1	BRP 582	Power Steering Return Hose Kit	1	BRP 1385-17 1/2	Radius Rod For Spring Rod	1	WIN 60150	Winters transmission
2	BRP 614-7	Bilstein Coil Over kit	1	BRP RR 27	Left Rear Radius Rod	1	WIN 61733	Transmission fluid
			1	BRP RR 48 1/2	Tie Rod for 52" axle	4	WIN 5855	U-Bolts
			1	BRP RR64B	Drag Link Bent			

Upgrade Options:

Upgrade	CHASSIS	29	Radius rod tin		
1	Powder paint Chassis & Bumpers / Included with (Option 4)	30	Powder painted front spoiler		GAUGES
2	Standard colours of paint = White, Black, Red, Blue, Gray, Orange	31	Sail panel upgrade for side panels only---No roof spoiler		68 Autometer Electric Tach with recall
3	Upgrade Powder paint to Yellow, Clear, or Met Silver	32	Roof Spoiler kit for Outlaw tracks		69 Digital Tel Tach 3.125" X 3.125" X 1" thick
4	Powder Candy colour 2 coat / Candy Blue, Purple, Silver, Red, Fluor orange	33	Tail door (3" taller than stock)		70 Glow in the dark Dash panel
5	Tall Roll Cage (2" taller than stock)		FUEL CELL		HELMET FAN
6	Driver back 3" from stock	42	KBP132 32 Gallon Fuel Cell with #10 Pick up		76 Helmet Fan & Hose
7	Removable front shock towers		REAR AXLES		COOLING ACCESSORIES
8	Rubber floor chassis upgrade		Gundrilled Rear Axles		77 PATS Down flow or Cross flow rad in place of Griffin
9	Slider parts & hardware for rubber floor (417, 2-9115, 4-181-1A)	46			78 BRB 1 or 2 Fiberglass Fan Shroud
10	BUMPERS		SUSPENSION		79 Fully Contained rad mount / Must have radiator PART #
15	Complete bumper kit	49	BRP 4549 Adjustable Rear Panhard assembly		DRIVELINE
16	4130 light weight Chrome moly bumpers	50	9018 easy adjust torque arm kit		83 Bert open transmission and bellhousing in place of Winters
17	Chrome bumper package	51	9108 offset floor slider kit (also includes BRP 9104)		STEERING
18	BODY MOUNTS	52	9120 rubber rear pan hard bar		86 Profile PRO aluminum steering gear
21	Complete body mount kit	53	Bicknell lifetime warranty hubs (upgrade in a pair)		87 BRP 9046 knee guard
22	4130 light weight body mount upgrade	54	Quad Lock Rear End Tubes & Birdcages		BRAKE UPGRADES
23	BODY		SEAT		91 Labour to install Brake line kit (standard BRC 190-0407 kit)
26	Complete Coloured Body	61	Head Rest & Pad		92 Labour for installation with Right front shut off
27	Coloured Exterior Body Panels	62	FULLY Contained seat upgrade		93 Witwood Directional rear DRILLED light weight rotors
28	Coloured fiberglass / scoop, cowl, wheel tub and roof		ENGINE ACCESSORIES		94 PFC Directional rear rotors (note only 11.75" diameter)
		66	Power Steering Pump & V or Serpentine Pulley		

BICKNELL BODIES

- ALL BODY PANELS ARE MANUFACTURED FROM .050" ALUMINUM
 - PANELS ARE AVAILABLE IN THE FOLLOWING COLORS :

WHITE RED BLACK BLUE YELLOW XRED

- WINGS AND DECKS ARE ALSO AVAILABLE IN MATTE SILVER

WHEN ORDERING PANELS / FIBERGLASS
 ADD THE FOLLOWING COLOR OPTION

- 01 = WHITE
- 02 = RED
- 03 = BLACK
- 04 = BLUE
- 05 = YELLOW
- 06 = X-RED
- 07 = MATTE SILVER

ie. BRB 2921L-03 (BLACK)

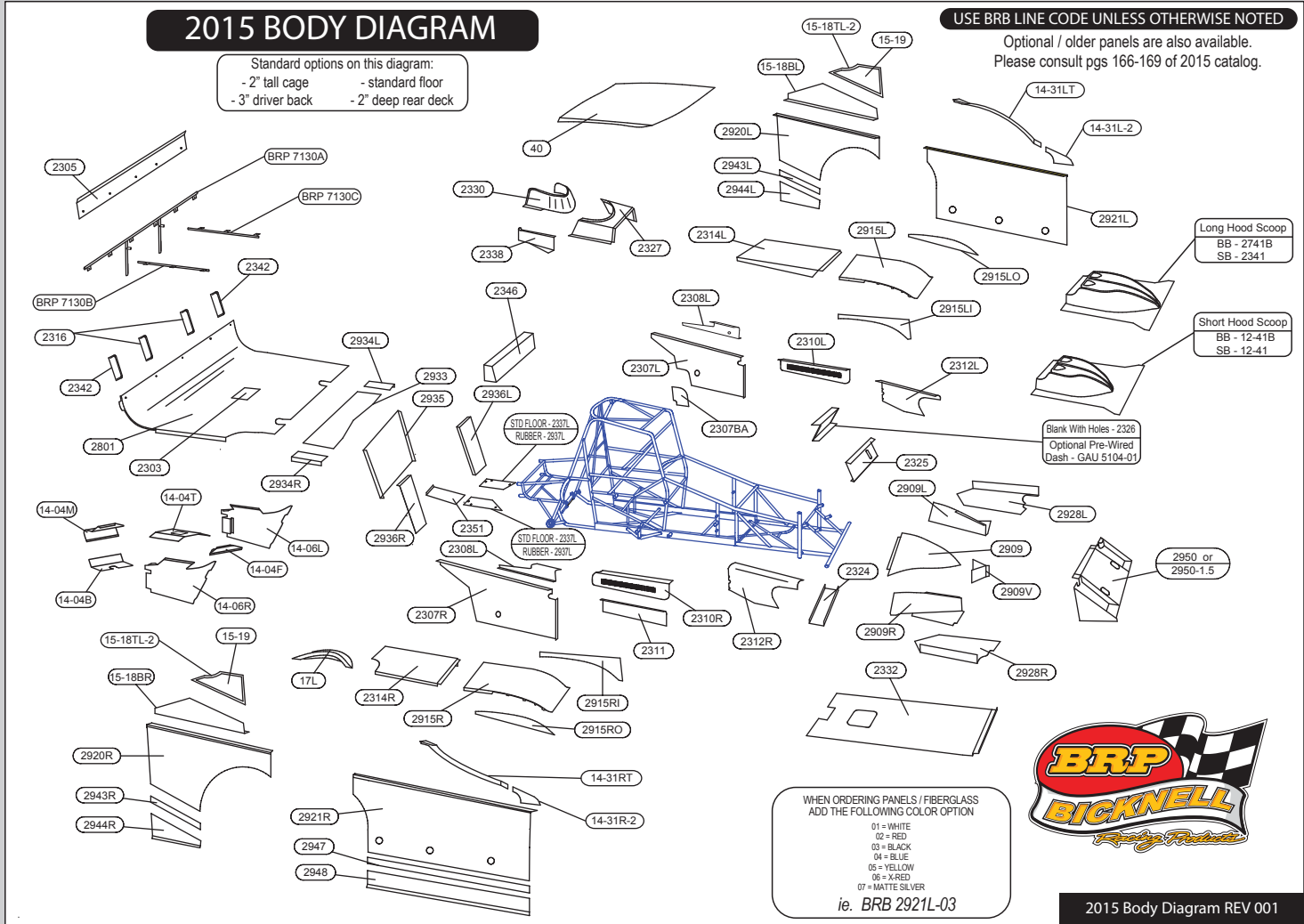
Note- Serial number is required when ordering panels / fiberglass to ensure proper fit.

2015 BODY DIAGRAM

Standard options on this diagram:
 - 2" tall cage
 - standard floor
 - 3" driver back
 - 2" deep rear deck

USE BRB LINE CODE UNLESS OTHERWISE NOTED

Optional / older panels are also available.
 Please consult pgs 166-169 of 2015 catalog.



WHEN ORDERING PANELS / FIBERGLASS
 ADD THE FOLLOWING COLOR OPTION

- 01 = WHITE
- 02 = RED
- 03 = BLACK
- 04 = BLUE
- 05 = YELLOW
- 06 = X-RED
- 07 = MATTE SILVER

ie. BRB 2921L-03



2015 Body Diagram REV 001

BICKNELL RACING PRODUCTS WILL NOT BE RESPONSIBLE FOR MIS-ORDERED BODY PANELS

CHASSIS & COMPONENTS

ALUMINUM FRONT SPOILERS

Aluminum Curved Style



Requires BRP 7110, BRP 7110R Nose Mounts

DESCRIPTION	END PLATE HEIGHT	P/N
STD Nose - Curved Style	16"	BRB 2250
1 1/2" Raised Nose - Curved Style	14 1/4"	BRB 2250-1.5

Aluminum Flat Style



Requires BRP 7110, BRP 7110R Nose Mounts

DESCRIPTION	END PLATE HEIGHT	P/N
STD Nose - Flat Style	16 3/4"	BRB 2001FSPOLLER
1 1/2" Raised Nose - Flat Style	15"	BRB 2001FSPOLLER-1.5
3" Raised Nose - Flat Style	13 3/4"	BRB 2001FSPOLLER-3

Aluminum Wedge Style



Requires BRP 7110, BRP 7110R Nose Mounts

DESCRIPTION	END PLATE HEIGHT	P/N
STD Nose - Wedge Style	14"	BRP 2950
1 1/2" Raised Nose - Wedge Style	12 1/2"	BRP 2950-1.5

Note- Serial number is required when ordering noses to ensure proper nose for chassis

Aluminum Flat Style - 1" Offset



Requires BRP 7210, BRP 7210R Nose Mounts

DESCRIPTION	END PLATE HEIGHT	P/N
STD Nose - Flat Style - OFFSET 1"	15"	BRB 2012FSPOLLER
1 1/2" Raised Nose - Flat Style - OFFSET 1"	13 3/4"	BRB 2012FSPOLLER-1.5

Aluminum Ledge Style - 1" Offset



Requires BRP 7210, BRP 7210R Nose Mounts

DESCRIPTION	END PLATE HEIGHT	P/N
Flat Nose - Ledge Style	14"	BRB 2013
1 1/2" Raised Nose - Ledge Style	12 1/2"	BRB 2013-1.5

DOOR STIFFENERS AND TUBULAR BRACING



WHEN ORDERING DOOR / QUARTER STIFFENERS- ADD THE FOLLOWING COLOR OPTION
01 - WHITE 02 - RED 03 - BLACK 04 - BLUE
05 - YELLOW 06 - XRED 07 - MATTE SILVER
ie. BRB 2952-03

Tubular Door Bracing Supports

ALL TUBULAR BRACING IS POWDER COATED BLACK

DESCRIPTION	P/N
Left / Right Front Strut - Front Rolled Down Front Wings (21 13/16" Long)	BRP 7121
Left / Right Front Strut - Front Flat Front Wings (18" Long)	BRP 7121S
Left / Right Middle Strut - All Wings (18 3/4" Long)	BRP 7122
Left Door Horizontal Brace (71 3/8" Long)	BRP 7123
Right Door Horizontal Brace (70 7/8" Long)	BRP 7124
Rear Quarter Window Strut - All Wings (25" Long)	BRP 7125
Left / Right Front Strut - Front Rolled Down Front Wings with 2" Tall Doors (22 5/8" Long)	BRP 7121-2
Left / Right Front Strut - Front Rolled Down Front Wings with 3" Tall Doors (23" Long)	BRP 7121-3
Left / Right Middle Strut - All Wings with 2" Tall Doors (19 3/4" Long)	BRP 7122-2
Left / Right Middle Strut - All Wings with 3" Tall Doors (20 1/16" Long)	BRP 7122-3

NOTE- All measurements are actual tube lengths, not center to center dimensions and are for identifying parts

Aluminum Door & Quarter Panel Braces

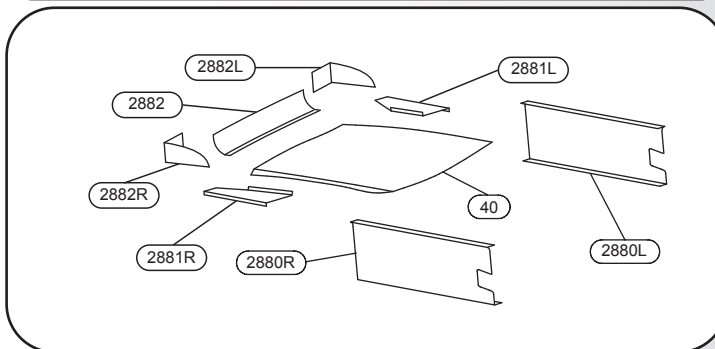


DESCRIPTION	P/N
Aluminum Front Door Brace - Flat Style Wings	BRB 2009FDB
Aluminum Front Door Brace - Down Style Wings	BRB 2003FDB
Aluminum Left Side Middle Door Brace	BRB 2003MDB
Aluminum Door To Quarter Panel Brace	BRB 2003DTQPB
Aluminum Rear Quarter Panel Brace	BRB 2003QPB

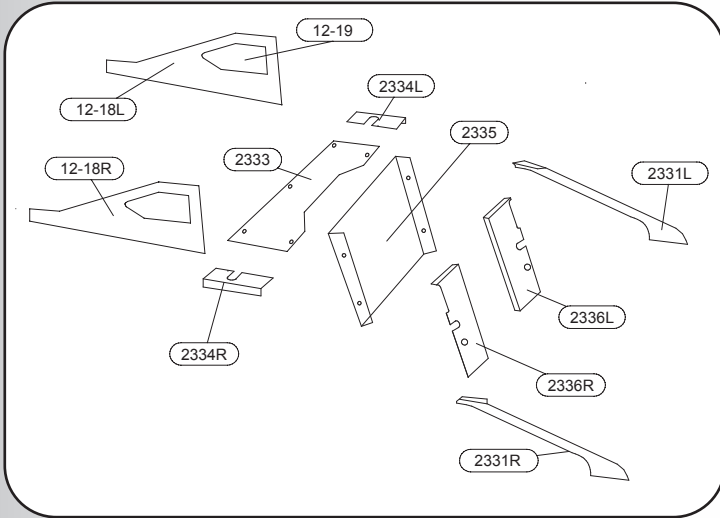
Door / Quarter Edge Stiffeners

DESCRIPTION	P/N
Left / Right Front Edge Door Stiffener (installs on front edge of door) sold each	BRB 2952
Left / Right Rear Quarter Panel Stiffener (installs on rear edge of quarter) sold each	BRB 2953

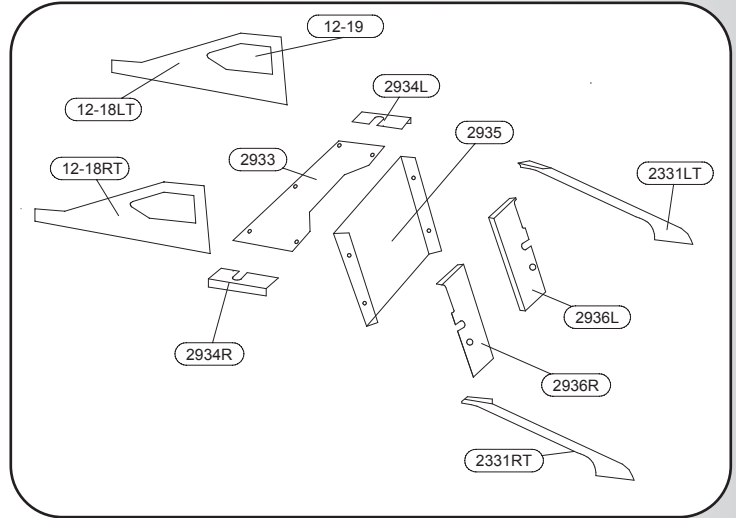
OPTIONAL SAIL PANELS



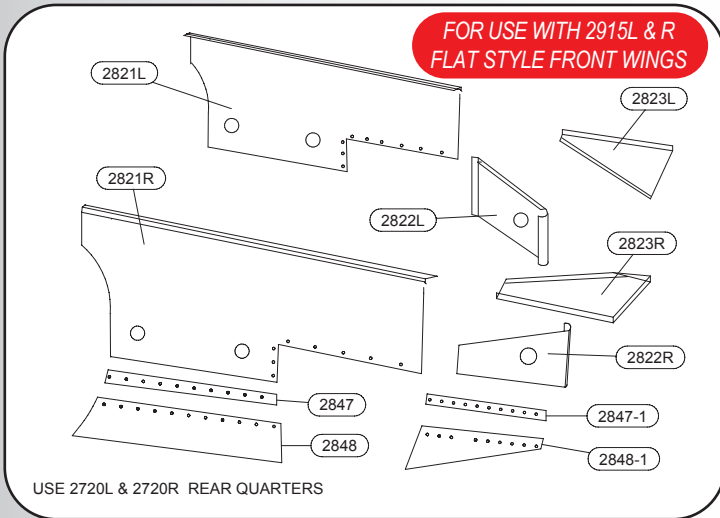
OPTIONAL 2000 - CURRENT STD CAGE



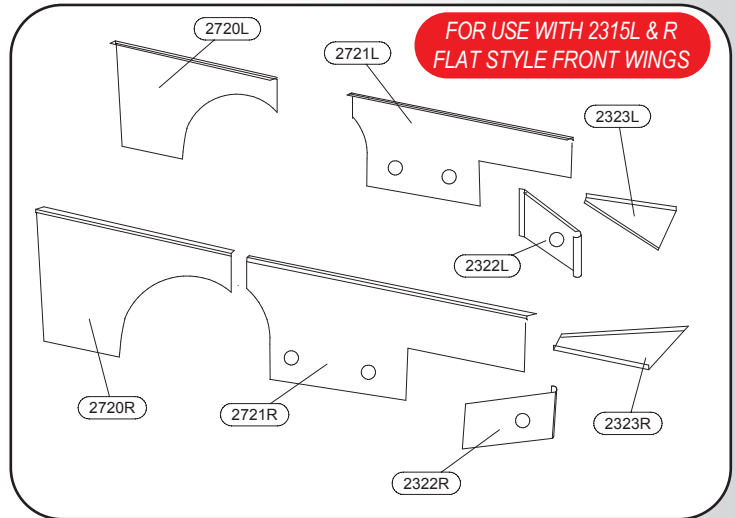
OPTIONAL 2003 - 2007 TALL CAGE DRIVER BACK



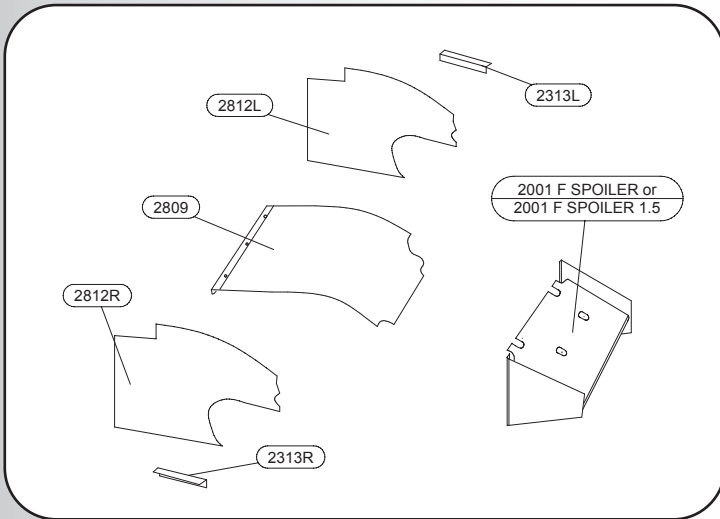
OPTIONAL 2008 45° SHORT KICK - ROLL WINGS



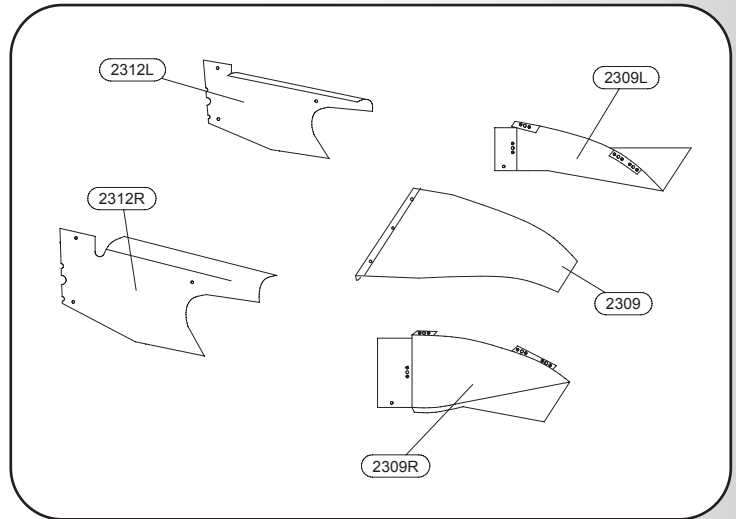
OPTIONAL 2003 - 2007 45° TALL KICK FLAT WINGS



OPTIONAL FLAT HOOD / FLAT NOSE

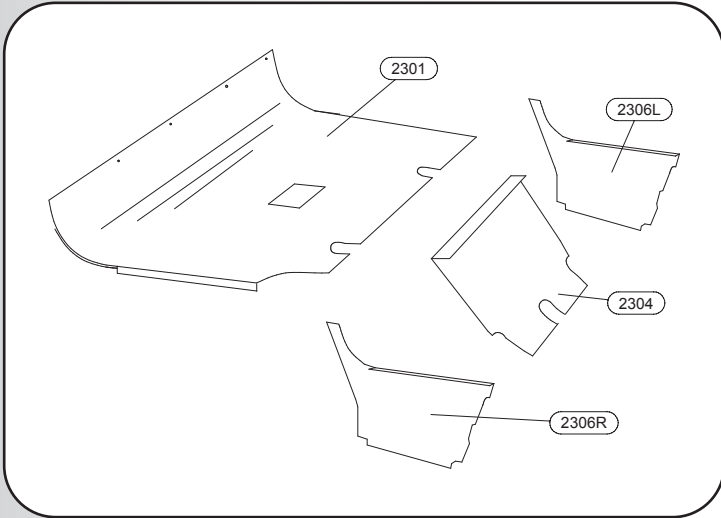


OPTIONAL 2003 - 2007 V HOOD

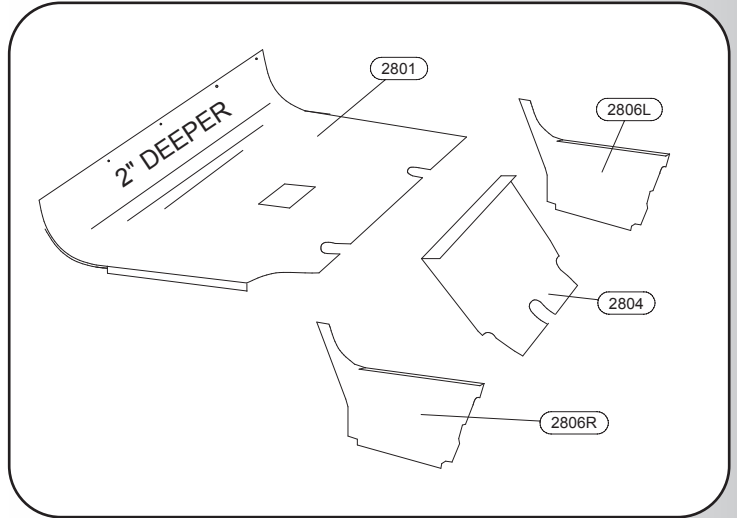


OPTIONAL BODY PANELS

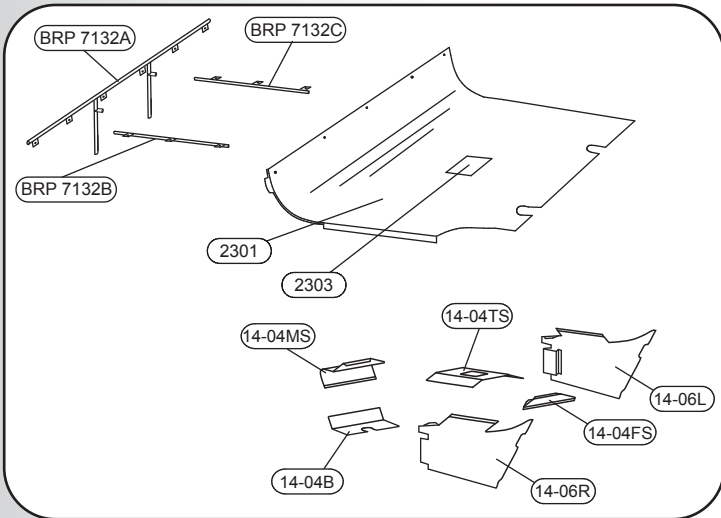
OPTIONAL 2003 - 2013 STD REAR DECK



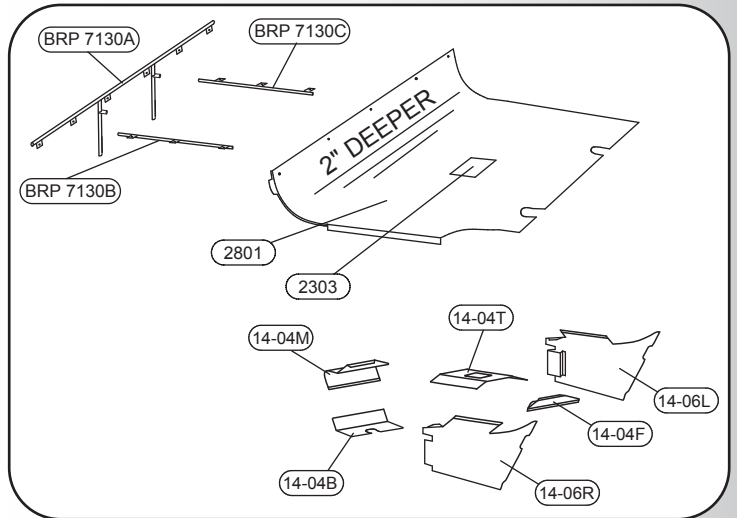
OPTIONAL 2003 - 2013 2" DEEPER REAR DECK



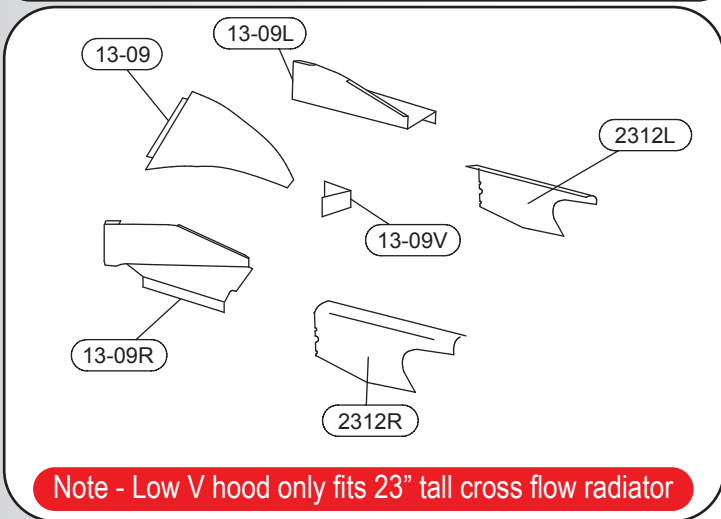
OPTIONAL 2014 - 2015 STANDARD REAR DECK



2014 - 2015 2" DEEPER REAR DECK

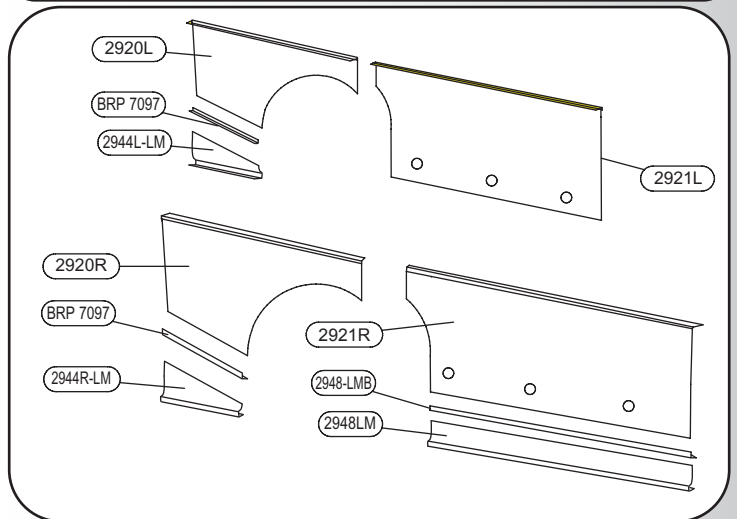


OPTIONAL 2013 - 2015 LOW V HOOD




Note - Low V hood only fits 23" tall cross flow radiator

OPTIONAL 2014 LATE MODEL PLASTIC



CHASSIS PART LIST



BOXES AND SEAT PLATES

- Fuel cell box 17 1/8" X 25 1/8" - CHA 63-22
- 9" X 7" Battery box - CHA 63-9X7
- 9 3/4" X 5" Battery box - CHA 63-9.75X5
- 10 1/4" X 7" Battery box - CHA 63-10.25X7
- Upper weld on seat plate - CHA 70
- Lower weld on seat plate - CHA 67

Slug - CHA 31
Gusset - BRP 1549

Lower Seat Plate - CHA 67
Seat Bar - CHA 223
1.5" back seat bar - CHA 223-1.5
3" back seat bar - CHA 223-3

RIGHT REAR RADIUS ROD POST
Complete Assembly - CHA 139
Front Lower Bar - CHA 53-2
Front Upper Bar - CHA 53-3
Rear Lower Bar - CHA 53-1
Rear Upper Bar - CHA 53-4
Post Only (with slugs) - CHA 56



2002 to Present Midrail Chassis Parts List

When Ordering chassis parts, please advise sales staff of serial number of chassis being repaired. The serial number is located on the left side 2X4 frame rail.

STEEL REPAIR SLEEVES

- 1 1/2" X .095" Wall - CHA 90
- 1 1/2" X .120" Wall - (Use 1 1/4" X .095" Wall)
- 1 1/4" X .095" Wall - CHA 136
- 1 1/4" X .065" Wall - CHA 114

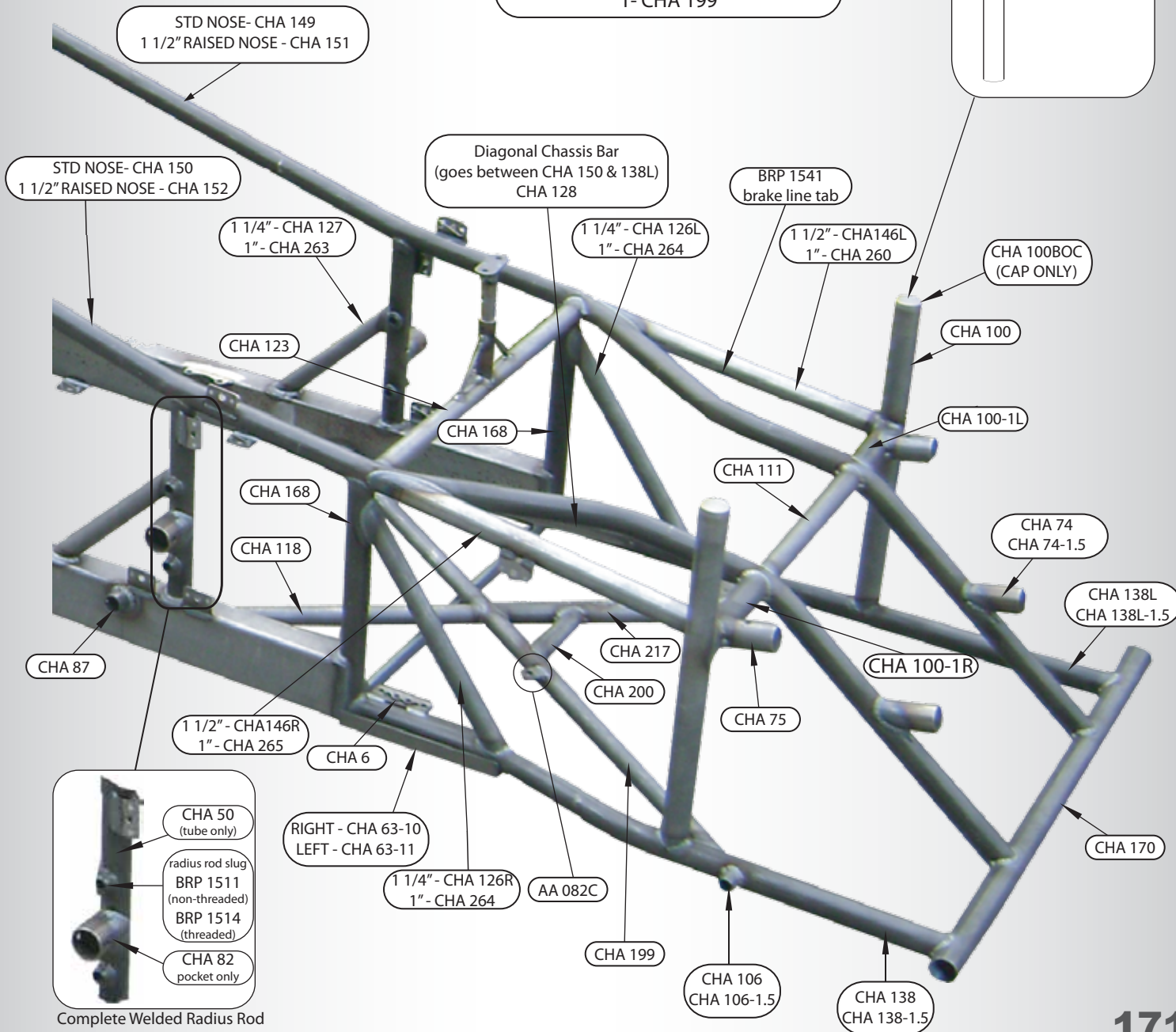
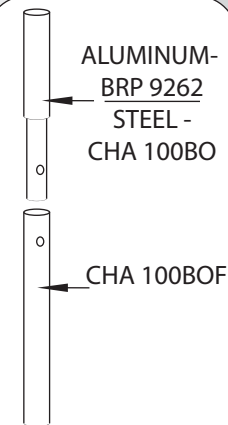
**USE VENDOR CODE MFG
WHEN ORDERING**

Complete welded floor "X" - CHA 218

Made from the following:

- 1- CHA 200
- 1- CHA 217
- 1- CHA 118
- 1- CHA 199

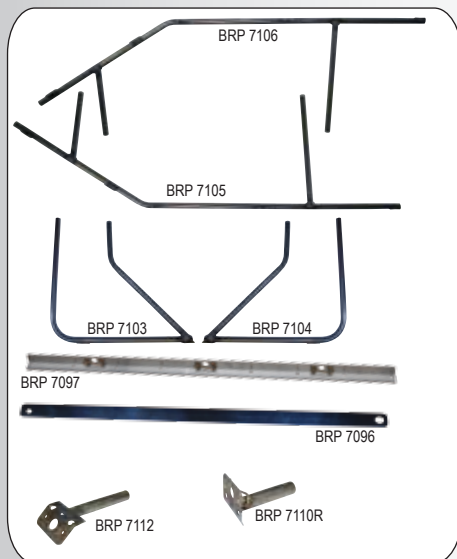
BOLT ON SHOCK TOWERS



Complete Welded Radius Rod Post with slugs - CHA 50L & 50R

CHASSIS & COMPONENTS

BICKNELL BODY MOUNTS



DESCRIPTION	STD	LW
RIGHT SIDE DOOR MOUNTS		
Right Straight Door Mount	BRP 7106S	BRP 7106SCM
Right 45° Door Mount	BRP 7106	BRP 7106CM
LEFT SIDE DOOR MOUNTS		
Left Straight Door Mount	BRP 7105S	BRP 7105SCM
Left 45° Door Mount	BRP 7105	BRP 7105CM
RIGHT QUARTER MOUNTS		
Standard Right Quarter Mount	BRP 7104	BRP 7104CM
Heavy Duty Right Quarter Mount	BRP 7104HD	
Syracuse Right Quarter Mount	BRP 7104SYR	
Spring Steel Quarter Panel Mount	BRP 7096 (2)	
Aluminum Angle Mount For Spring Steel	BRP 7097	
LEFT QUARTER MOUNTS		
Standard Left Quarter Mount	BRP 7103	BRP 7103CM
Heavy Duty Left Quarter Mount	BRP 7103HD	
Syracuse Left Quarter Mount	BRP 7103SYR	
Spring Steel Quarter Panel Mount	BRP 7096 (2)	
Aluminum Angle Mount For Spring Steel	BRP 7097	

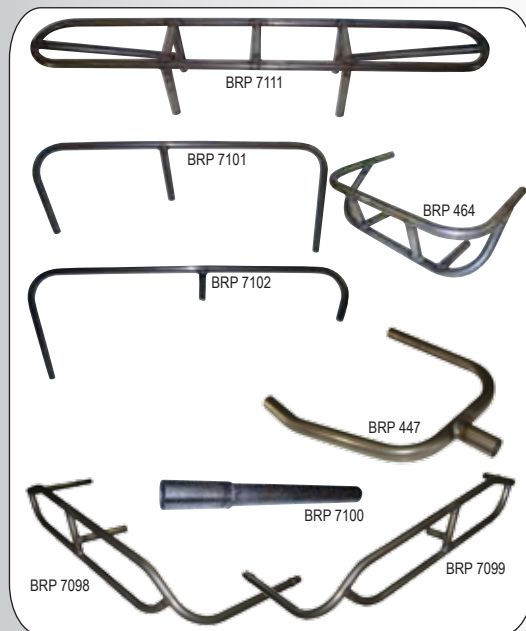
NOTE- 2 spring steel and 1 angle iron required for each side.

NOTE- 2 spring steel and 1 aluminum angle mount is required for each side.

DESCRIPTION	P/N
ROOF MOUNTS	
Front Roof Mount	BRP 7108
Rear Roof Mount	BRP 7109
Front Roof Mount Extension	BRP 7112
NOSE MOUNTS	
STD Left Nose Mount (long)	BRP 7110
STD Right Nose Mount (short)	BRP 7110R
Offset Left Nose Mount (long)	BRP 7210
Offset Right Nose Mount (short)	BRP 7210R
Replacement Nose Mount Pocket (standard front nose)	MFG CHA106
Replacement Nose Mount Pocket (1 1/2" raised front nose)	MFG CHA106-1.5

SEE PAGE 167 FOR TUBULAR BRACING DOOR AND QUARTER PANEL MOUNTS

BICKNELL CRASH GUARDS



DESCRIPTION	STD	STD CHROME	LW	LW CHROME
FRONT BUMPERS				
STD Front Bumper	BRP 464*	BRP 464C	BRP 464CM*	BRP 464CMC
STD Front Bumper - TALL	BRP 464T*	BRP 464TC	BRP 464TCM*	BRP 464TCMC
1 1/2" Raised Front Bumper	BRP 464-1.5*	BRP 464-1.5C	BRP 464-1.5CM*	BRP 464-1.5CMC
1 1/2" Raised Front Bumper - TALL	BRP 464T-1.5*	BRP 464T-1.5C	BRP 464T-1.5CM*	BRP 464T-1.5CMC
3" Raised Front Bumper	BRP 464-3*			
3" Raised Front Bumper - TALL	BRP 464T-3*			
REAR BUMPERS				
Rear Bumper	BRP 7111*	BRP 7111C	BRP 7111CM*	BRP 7111CMC
RIGHT SIDE BUMPERS				
Std Right Side Bumper	BRP 7101*	BRP 7101C	BRP 7101CM*	BRP 7101CMC
Heavy Duty Right Double Rail Bumper	BRP 7098*	BRP 7098C		
LEFT SIDE BUMPERS				
Std Left Side Bumper	BRP 7102*	BRP 7102C	BRP 7102CM*	BRP 7102CMC
Heavy Duty Left Double Rail Bumper	BRP 7099*	BRP 7099C		
INNER SIDE BAR MOUNTS				
Middle Inner Side Bar Hoop	BRP 447*		BRP 447CM*	
Rear Inner Side Bar Post	BRP 7100*		BRP 7100CM*	
Right Side Tie Bar (ties 447 to 7100)	BRP 7114*			
Left Side Tie Bar (ties 447 to 7100)	BRP 7113*			

- Color Codes**
- 01 - White
 - 02 - Red
 - 03 - Black
 - 04 - Blue
 - 05 - Yellow
 - 06 - X Red
 - 07 - Silver
 - 08 - Gray



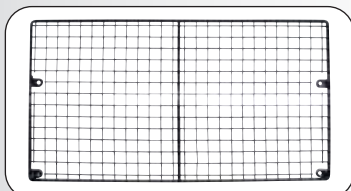
DESCRIPTION	P/N
Side Bar Quick Pin (sold each)	BRP 1527

***Powder Coated Crash Guards and Body Mounts Also Available. Add Color Code to End Of Part Number.**

EXAMPLE - BRP 7111-03


Rear Crash Guard Powder Coated Black

WINDOW SCREENS



DESCRIPTION	P/N
Heavy Duty Window Screen (.120" Thick Wire) - 26 1/2"W X 11 1/4"T	BRP 7107BHD
Tall Cage Window Screen (.120" Thick Wire) - 26 1/2" X 13 1/2"	BRP 7119

CHASSIS CLIPS



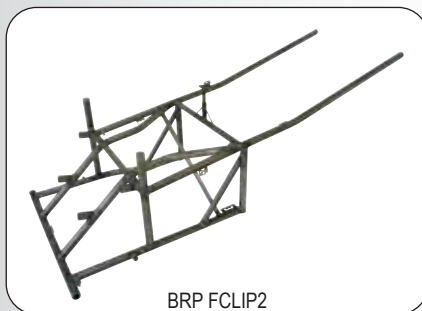
BRP FCLIP1

BRP FCLIP1 - 1 Piece Shock Towers
BRP FCLIP1 - Standard Nose
BRP FCLIP1-1.5 - 1 1/2" Raised Nose
 Shock towers forward but also includes complete midrail so customer can cut mid rail where he sees fit.
 Note: does not include radius rod post or radius rod post brace. No radiator post or radiator mount, no diagonal brace or no part of floor. Does not include any floor parts or 1 1/2" uprights for front of the 2X4.
BRP FCLIP1 - Bolt-On Shock Towers
BRP FCLIP1BO - Standard Nose
BRP FCLIP1-1.5BO - 1 1/2" Raised Nose



BRP FCLIP3

BRP FCLIP3 - 1 Piece Shock Towers
BRP FCLIP3 - Standard Nose
BRP FCLIP3-1.5 - 1 1/2" Raised Nose
 Complete front clip less 2X4. Includes radius rod posts and braces and complete floor excluding 2X4.
BRP FCLIP3 - Bolt-On Shock Towers
BRP FCLIP3BO - Standard Nose
BRP FCLIP3-1.5BO - 1 1/2" Raised Nose



BRP FCLIP2

BRP FCLIP2 - 1 Piece Shock Towers
BRP FCLIP2 - Standard Nose
BRP FCLIP2-1.5 - 1 1/2" Raised Nose
 Radiator Forward Clip, but includes complete mid rail so customer can cut mid rail where he sees fit.
 Note: Does Not include radius rod post or radius rod post braces, and does not come with any part of floor.
BRP FCLIP2 - Bolt-On Shock Towers
BRP FCLIP2BO - Standard Nose
BRP FCLIP2-1.5BO - 1 1/2" Raised Nose



BRP RCLIP1


BRP RCLIP1 - Rear Clip (all cars)
 Includes rear bar, all 4 pockets and the 2 uprights that attach to the main roll cage.

SET-UP STANDS



DESCRIPTION	P/N
Left Front Set-up Block - 4 7/16" tall	BRP 1553
Right Front Set-up Block - 3 11/16" tall	BRP 1552
Left Rear Set-up Block - 4 1/4" tall	BRP 1538
Right Rear Set-up Block - 3 3/4" tall	BRP 1539

CHASSIS PARTS



DESCRIPTION	P/N
Battery Hold Down For Modified Chassis	BRP 1541
Throttle Cross Shaft For Modified Chassis	BRP 409
Aluminum Floor Mounted Billet Gas Pedal with Roller Bearings	BRP 9374
Steel Flat Foot Style Gas Pedal	BRP 413
Aluminum Flat Foot Style Gas Pedal	BRP 414
22 and 24 gallon Fuel Cell Straps (sold in pairs)	BRP 1542
32 Gallon Fuel Cell Straps (sold in pairs)	BRP 1543
DIRTCar Syracuse LEGAL Fuel Cell Straps (sold in pairs)	BRP 1540

RAD MOUNTS



BRP 1508FC

DESCRIPTION	P/N
Full Containment Rad Mount Kit	BRP 1508FC
Full Containment Left	BRP 1508L
Full Containment Right	BRP 1508R
Full Containment Top	BRP 1508T



BRP 1508

BRP 1508E

BRP 9053BK

BRP 9342

DESCRIPTION	P/N- RED	P/N- BLACK
New Style Clamp On Radiator Mount (sold in packs of 2)	BRP 9053	BRP 9053BK
5" Wide Upper Radiator Mount	BRP 1508	
3 3/4" Wide Upper radiator Mount	BRP 1508-1	
Upper Radiator Extension Post	BRP 1508E	
Clamp On Radiator Mount (sold each)	BRP 1576	
Lower Rad Tray	BRB 2324	
5" Backset Billet Clamp On Rad Mount (sold in packs of 2)	BRP 9342	

CHASSIS BOLT KITS



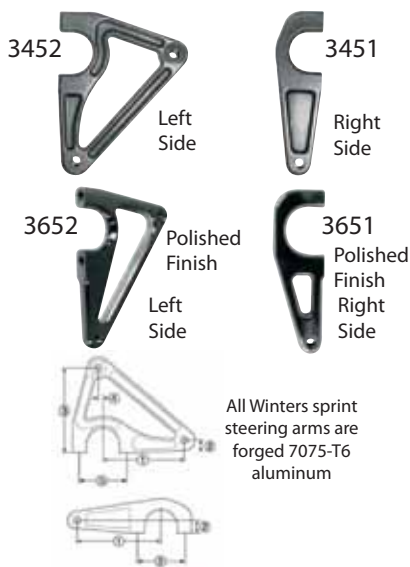
Fits 2000 - To Current Mid Rail Chassis

DESCRIPTION	P/N
Complete Chassis Bolt Kit	BRP 408-3
Front End Bolt kit	BRP 408-5

FOR FIBERGLASS PARTS, CONSULT PAGE 166 BODY DIAGRAM

SPRINT CAR COMPONENTS

Steering Arms

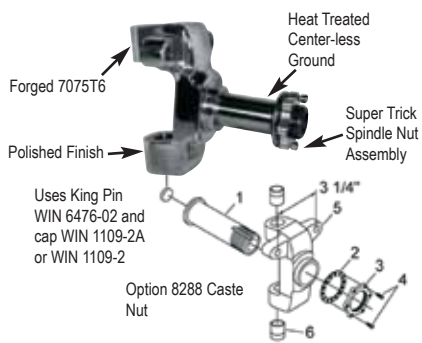


All Winters sprint steering arms are forged 7075-T6 aluminum

1	2	3	4	5	P/N
5.737"	.981"	6.00"	.598"	3.25"	WIN 3452
5.737"	.981"	N/A	N/A	3.25"	WIN 3451
5 1/2"	.625"	N/A	N/A	3.25"	WIN 3651
5 1/2"	.625"	6.375"	.500"	3.25"	WIN 3652

- 1- Dimension from tie rod center line to king pin
- 2- Dimension from tie rod center line to spindle
- 3- Dimension from drag link center line to spindle
- 4- Dimension from drag link center line to king pin center line
- 5- Dimension from mounting bolt to mounting bolt

Aluminum Front Spindle



Uses King Pin WIN 6476-02 and cap WIN 1109-2A or WIN 1109-2

Option 8288 Cast Nut

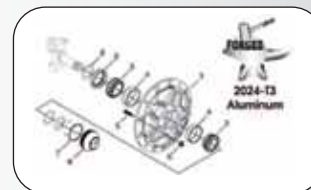
DESCRIPTION	P/N
Sprint 10° Front Spindle Kit	WIN 3622
Sprint 10° Front Spindle Kit with Titanium Shaft	WIN 3622T

DESCRIPTION	#	QTY	P/N
Spindle Shaft	1	1	WIN 3459
Titanium Shaft	1	1	WIN 3459T
Lockwasher	2	1	WIN 2124
Locknut	3	1	WIN 2125
Cap Screw	4	2	WIN 2126
Spindle Base	5	1	WIN 3458
Bushing	6	2	WIN 7515
Core Plug	7	1	WIN 7860


Aluminum Front Hub Kits

Hub P/N WIN 3783-01 with alum. rotor mount w. studs and races

Hub P/N WIN 3783 w. studs and races



DESCRIPTION	QTY	P/N
Right Hub	1	WIN 3783
Left Hub with rotor mount	1	WIN 3783-01
Single Lip Seal (grease)	2	WIN 7297V
Double Lip Seal (oil)	2	WIN 7291V
Inner Bearing Cone	2	WIN 8666
Inner Bearing Cup	2	WIN 8635
Bolt	10	WIN 8731
Nut	10	WIN 8735
O-Ring	2	WIN 8419
Screw In Hb Cap	2	WIN 3749-01
Shim (must use WIN 7291V)	2	WIN 3748



A	ANGLE	P/N	A	B	P/N
18 1/2"		WIN SC2120L	13 1/4"	4 1/2"	WIN SC2686R
18 1/2"		WIN SC2120L-HD	13 1/4"	5 1/4"	WIN SC2687R
16 3/4"	10°	WIN 2125R	15"	2 1/2"	WIN SC2688L
16 3/4"		WIN 2130R	15"	3"	WIN SC2689L
			15"	3 1/4"	WIN SC2691L

- Heavy Duty Styles are for racers that "feel" the arms flex under load
- 10° Angle broach makes wheel rate stiffer
- Contact patch under the arm is rounded to prevent premature wear

- Winters rear arms are solid from the bend to the back of the rear arm to help reduce flexing. Winters is the only one to offer this feature
- Winters rear arms are the only ones to offer a light press fit on the shock bolt mounting area.
- Most popular right rear arm is WIN SC2687R
- Most popular left rear arm is WIN SC2691L
- 100% machined surface

Pitman Arms

- Broach "Straight" or Standard Arms
- 10° Broach Arms for shorter steering arm shaft, or for more header clearance
- Lightweight arms offer more protection for steering box
- The most popular style WIN SC2260
- 100% Machined

BROACH	A	B	P/N
Straight	11"		WIN SC2230
Straight	11"	12"	WIN SC2240
10° Angle	11"		WIN SC2250
10° Angle	11"	12"	WIN SC2260
Straight	11"		WIN SC2270
Straight	11"	12"	WIN SC2280
10° Angle	11"		WIN SC2290
10° Angle	11"	12"	WIN SC2300



MINI / TQ SPINDLES

Note: Spindles, King Pins and King Pin Shims Sold Separately



Use 3006 or 4146 Hub

DESCRIPTION	P/N
7° Alum. Spindle / Steel Snout	BRP 2990
5/8" King Pin	BRP 4155
Replacement Bushing	BRP 4153
Replacement Snout	BRP 2990S
Castle Nut	BRP 4151
King Pin Shim - 5/8" X .150"	BRP 4156
King Pin Shim - 5/8" X .125"	BRP 4156-1



Use 3006 or 4146 Hub

DESCRIPTION	P/N
7° Alum. Spindle / Steel Snout	BRP 2994
11/16" King Pin	BRP 2996
Axle Eye - 1.125" dia. X 1.75" long	BRP 2997
Replacement Bushing	BRP 2991
Replacement Snout	BRP 2995
Castle Nut	BRP 4151



Use 3006 or 4146 Hub

DESCRIPTION	P/N
10° Alum. Spindle / Steel Snout	BRP 4152HD
5/8" X 3.650" King Pin	BRP 4155
Replacement Bushing	BRP 4153
Replacement Snout	BRP 4154
Spindle Castle Nut	BRP 4151
King Pin Shim - 5/8" X .150"	BRP 4156
King Pin Shim - 5/8" X .125"	BRP 4156-1
Left Front Steering Arm	BRP 4158
Right Front Steering Arm	BRP 4159



Use 4188 Hub

DESCRIPTION	P/N
10° Alum. Spindle / Steel Snout	BRP 4191
5/8" X 3.850" King Pin	BRP 4194
Replacement Bushing	BRP 4153
Replacement Snout	BRP 4192
Castle Nut	BOL 163F
King Pin Shim - 5/8" X .150"	BRP 4156
King Pin Shim - 5/8" X .125"	BRP 4156-1
Snap Ring	BRP 4193
Axle Eye	BRP 4163

MINI / TQ ALUMINUM HUBS



DESCRIPTION	P/N
4 ON 4" Alum. Hub - 1/2" F Studs	BRP 3006
Dust Cap	BRP 3007
Outer Bearing	SUP LM11949
Inner Race	BRP 2998
Inner Bearing and Seal	BRP 2999



DESCRIPTION	P/N
4 ON 4" Alum. Hub - 1/2" F Studs	BRP 4188
Replacement Inner/Outer Bearing	BRP 4148
Replacement Stud	BRP 4190
1/2" C Narrow Nylock	BOL 083C
1/2" F Flanged Whiz Nut	BRP 4150
Outer Race	SUP LM 11910



DESCRIPTION	P/N
4 On 4" Alum. Hub Only	BRP 4146
Inner Bearing	BRP 4148
Outer Bearing	BRP 4149
Dust Cap	BRP 3007

DIRECT MOUNT WHEEL CENTERS



DESCRIPTION	P/N
Front Aluminum Hub (fits BRP 4152HD hub)	BRP 4144



DESCRIPTION	P/N
Front Aluminum Hub (fits BRP 4191 hub)	BRP 4189



DESCRIPTION	P/N
Splined Aluminum Hub (fits all micro splined axles)	BRP 4131

1 1/4" REAR KEYED STEEL AXLES



DESCRIPTION	P/N
1 1/4" X .250" Wall 4130 Steel Keyed Axle - Available in the following lengths: 44", 46", and 48"	BRP 4097-length
1 1/4" X .188" Wall 4130 Steel Keyed Axle - Available in the following lengths: 35", 40", 42", and 44"	BRP 4321-length

MINI / MICRO SPRINT

KEYED HUBS AND ROTORS

Rotors



DESCRIPTION	P/N
3/16" Rotor - 4 on 3" bolt Steel 8" diameter	BRP 4177
3/16" Drilled Rotor - 4 on 3" bolt Steel - 9 1/2" Diameter	BRP 4178

6 on 5 1/4" Sprocket Hubs



DESCRIPTION	P/N
1 1/4" Split Sprocket Hub	BRP 4128
1 3/8" Split Sprocket Hub	BRP 4129

4 on 4" Wheel Hubs



DESCRIPTION	P/N
1 1/4" Split Hub with 1/2"F Studs	BRP 4134
1 3/8" Split Hub with 1/2"F Studs	BRP 4135
1 1/2" Split Hub with 1/2"F Studs	BRP 4136

REAR SPLINED MICRO SPRINT AXLE

1 3/4" Gundrilled Aluminum Axles



LENGTH	RH SPLINE LENGTH	LH SPLINE LENGTH	P/N
55" Long Splined Aluminum Axle	11"	14"	BRP 4099
54" Long Splined Aluminum Axle	17 1/4"	17 1/4"	BRP 4098
50" Long Splined Aluminum Axle	18"	18"	BRP 4102

Micro Sprint Axle Spacers



Splined		Non Splined	
WIDTH	P/N	WIDTH	P/N
1/2"	BRP 4114-1	1/8"	BRP 4094
1"	BRP 4114-3	1/4"	BRP 4094-1
2"	BRP 4114-6	3/8"	BRP 4094-2
		1/2"	BRP 4094-3
		3/4"	BRP 4094-4
		1"	BRP 4094-5
		1"	BRP 4094-5R
		1 1/2"	BRP 4094-6
		2"	BRP 4094-7
		2 1/2"	BRP 4094-8
		3"	BRP 4094-9
		3 1/4"	BRP 4094-10
		3 3/4"	BRP 4094-11
		4"	BRP 4094-12
		5"	BRP 4094-13
		6"	BRP 4094-14

DESCRIPTION	P/N
Splined Bearing Insert	BRP 4115
Splined Bearing Insert - Wide	BRP 4116
Taper Spacer to Seat Nut	BRP 4113



Micro Sprint Hubs & Sprockets



DESCRIPTION	P/N
4 on 4" Splined Hub for 15° Nut	BRP 4106



DESCRIPTION	P/N
4 on 4" Splined Hub for 30° Nut	BRP 4105



DESCRIPTION	P/N
Splined Rotor Mount (Uses BRP 4177 & 4178 Rotor)	BRP 4108



DESCRIPTION	P/N
Splined Sprocket Hub - 6 on 5 1/4" 1.200" Wide with 1/4"F mounting holes	BRP 4126



DESCRIPTION	P/N
Splined Sprocket Hub - 6 on 5 1/4" 1.200" Wide with 1/4"F mounting holes	BRP 4126-1



Micro Sprint Axle Nuts

DESCRIPTION	P/N
15° Taper Right Hand Nut (Stallard)	BRP 4110
15° Taper Left Hand Nut (Stallard)	BRP 4111
30° Taper Right Hand Nut	BRP 4110-1
30° Taper Left Hand Nut	BRP 4111-1
Flat End Right Hand Nut (Lafier)	BRP 4109
Flat EndLeft Hand Nut (Lafier)	BRP 4109-1

MINI SPRINT AXLE



LENGTH	RH SPLINE LENGTH	LH SPLINE LENGTH	P/N
48" Mini Sprint Axle (53" Overall)	16"	10"	BRP 2900

MINI SPRINT AXLE

Aluminum Axle Spacers



LENGTH	P/N
1/4"	BRP 2909
1/2"	BRP 2909-1
5/8"	BRP 2909-2
1"	BRP 2909-3
1.5"	BRP 2909-5
2"	BRP 2909-6
2 1/2"	BRP 2909-7
3"	BRP 2909-10

Tapered Spacers



DESCRIPTION	P/N
Tapered Cone Spacer	BRP 2894
Female Taper to Flat Spacer	BRP 2908

Bearing Inserts



DESCRIPTION	P/N
Aluminum Insert For 2910 Bearing	BRP 2905
Double Insert For BRP 2910 Bearing	BRP 2907
Single Insert For BRP 2910-1 Bearing	BRP 2906

Sprocket Hubs



DESCRIPTION	P/N
6 on 5 1/4" Sprocket or Brake Hub (Hench Style)	BRP 2935
- Brake Hub for 31 spline axle and Hyper 046-142 rotor	

Pin Splined Hubs



DESCRIPTION	P/N
4 on 4" Splined Hub with 1/2" F Studs	BRP 2930
Replacement 1/2" F Stud	BRP 2932
4 on 4" Hub with Drive Pins	BRP 2936
4 on 4" Pressure Plate	BRP 2936-1
3/8" Nylock for replacement Pin	BRP 2917

Rear Axle Nuts



DESCRIPTION	P/N
1 7/8" Right Hand Axle Nut	BRP 2892
1 7/8" Left Hand Axle Nut	BRP 2893

BIRDCAGE BEARINGS



DESCRIPTION	P/N
6011 Bearing for Use with BRP 2941	BRP 2910
6211 Bearing for Use with BRP 2906	BRP 2910-1
6010 Bearing	BRP 4124

WING SLIDER




DESCRIPTION	P/N
Aluminum Wing Slider for 1" Tubing	BRP 4175

TORSION STOPS



DESCRIPTION	P/N
7/8" Broach Aluminum Torsion Stop	BRP 2962
3/4" Broach Aluminum Torsion Stop	BRP 4172

MINI SPRINT ROTORS



DESCRIPTION	P/N
Drilled Rotor - 10" Diameter Steel X .320" Thick (2" Spline)	BRP 63
Drilled Rotor - 10" Diameter Aluminum X .375" Thick (2" Spline)	BRP 63A

TORSION ARMS



DESCRIPTION	BROACH	P/N
5/8" Front Torsion Arm Blank	3/4"	BRP 4170
1/2" Thick X 15 1/2" Long Torsion Arm Blank	3/4"	BRP 4164
5/8" Thick X 15 1/2" Long Torsion Arm Blank	7/8"	BRP 4165-1

KART & ACCESSORIES

BRP SPINDLE HOUSING



DESCRIPTION	P/N
Aluminum Spindle Housing	BRP 4337
Adjustable King Pin Assembly (2 pieces)	BRP 4338
Weld On Spindle Plate (sold each)	BRP 4336



DESCRIPTION	P/N
Replacement Spindle Bearing	BRP 4339
Spindle Castle Nut	BRP 4345N



DESCRIPTION	P/N
Left Front Spindle Assembly	BRP 4341
Right Front Spindle Assembly	BRP 4342
Offset Left Front Spindle Assembly - 20° Steering	BRP 4341-1
Offset Right Front Spindle Assembly -20° Steering	BRP 4342-1

HEX STYLE STEERING



DESCRIPTION	P/N
Hex Aluminum Steering Hub	BRP 4366
Black Hex Aluminum Steering Hub	BRP 4366BK
Upper Shaft Support Block	BRP 4368
Lower Shaft Support	BRP 4369
Steering Shaft Split Pin	BRP 4370
Steering Shaft Nut	BRP 4371
5/8" Bore Aluminum Collar	BRP 181-1A
Steering Shaft Support	BRP 1105
Rod End (sold each) 2 Required	BRP 1101R

BRP FRONT HUBS



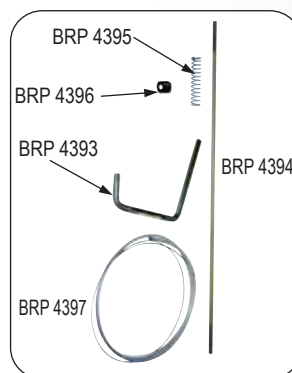
DESCRIPTION	P/N
X-Kaliber Front Hub with Bearings Installed	BRP 4333BK
Replacement Bearing (sold each)	BRP 4334

3/8" TIE RODS



LENGTH	PLAIN P/N	BLACK P/N
6"	BRP 4340-6	
7"	BRP 4340-7	BRP 4340-7BK
7 1/2"	BRP 4340-75	BRP 4340-75BK
8"	BRP 4340-8	BRP 4340-8BK
9"	BRP 4340-9	
10"	BRP 4340-10	BRP 4340-10BK
10 1/2"	BRP 4340-105	BRP 4340-105BK
11"	BRP 4340-11	
12"	BRP 4340-12	BRP 4340-12BK
13"	BRP 4340-13	
14"	BRP 4340-14	
14 1/2"	BRP 4340-145	
16"	BRP 4340-16	
17 1/2"	BRP 4340-175	
18"	BRP 4340-18	
72" UNTAPPED	BRP 4340-720	

GAS PEDALS



DESCRIPTION	P/N
Gas Pedal	BRP 4393
Gas Pedal Rod	BRP 4394
Gas Pedal Rod Spring	BRP 4395
Gas Cable Tab	BRP 4396
Gas Cable	BRP 4397
Gas Cable Fitting	BRP 4398

BRAKE PEDALS



DESCRIPTION	P/N
Brake Pedal	BRP 4390
Brake Rod	BRP 4391
1/4" F Clevis	BRP 4389
43" X 3/16" Brake Hose	BRP 4419-43
3/16" Brake Hose	BRP 4419-XX
48" X 3/16" Brake Hose	BRP 4419-48
Pedal Grips (sold in pairs)	BRP 4392

STEEL AXLES



BRP 4097-44

DESCRIPTION	P/N
1 1/4" x .250" Wall Chrome Moly Hollow Axle 44" Long	BRP 4097-44
1 1/4" X .250" Wall Chrome Moly Hollow Axle 46" Long	BRP 4097-46
1 1/4" X .250" Wall Chrome Moly Hollow Axle 48" Long	BRP 4097-48
1 1/4" X .188" Wall Chrome Moly Hollow Axle 35" Long	BRP 4321-35
1 1/4" X .188" Wall Chrome Moly Hollow Axle 38" Long	BRP 4321-38
1 1/4" X .188" Wall Chrome Moly Hollow Axle 40" Long	BRP 4321-40
1 1/4" X .188" Wall Chrome Moly Hollow Axle 42" Long	BRP 4321-42
1 1/4" X .188" Wall Chrome Moly Hollow Axle 44" long	BRP 4321-44
1/4" X 8" Long Keystock for rear Axles	BRP 4352
Replacement Snap Ring	BRP 4320S

REAR AXLE PARTS



BRP 4346



BRP 4347




BRP 4348



BRP 4349

DESCRIPTION	P/N
Rear Weld On Bearing Plate	BRP 4346
Aluminum Bearing Cassette	BRP 4347
Rear Axle Bearing	BRP 4348
1 1/4" 2 Piece Aluminum Collar	BRP 4349
X Kaliber 2 Piece Aluminum Collar	BRP 4349BK
1/4" X 8" Long Keyway for Axle	BRP 4352

MCP MASTER CYLINDERS



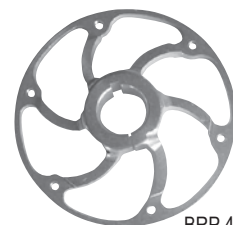
BRK 15-1511

DESCRIPTION	P/N
Master Cylinder Assembly - DOT 5 Fluid	BRK 15-1511
Master Cylinder Assembly - DOT 3 Fluid	BRK 15-1512
PARTS	
DOT 5 Rebuild Kit	BRK 15-1510
DOT 3 Rebuild Kit	BRK 15-1509
Master Cylinder Cap	BRK 15-1513
Master Cylinder Cap Filler Plug	BRK 15-1516
Brass Fitting	BRK 15-1528

REAR HUBS & SPROCKETS



BRP 4351BK




BRP 4357



BRP 4356

DESCRIPTION	P/N
1 1/4" Rear Wheel Hub	BRP 4351BK
1 1/4" Lightweight Sprocket Hub	BRP 4357
1 1/4" Lightweight Sprocket Hub	BRK 4357BK
1 3/8" Lightweight Sprocket Hub	BRK 4356

BRAKE ROTORS



BRP 4355D



BRP 4354BK

DESCRIPTION	P/N
7" Diameter X 3/16" Steel Drilled Rotor	BRP 4355D
1 1/4" Rotor Mounting Hub	BRP 4354
1 1/4" Rotor Mounting Hub - X Kaliber	BRP 4354BK
1 3/8" Rotor Mounting Hub	BRK 4354-1

BRAKE PADS / CALIPER



BRK 15-1501



BRK 15-1503



BRK 15-1531



DESCRIPTION	P/N
MCP Caliper Brake Pad (sold each)	BRK 15-1501
Enginetics Caliper Brake Pad (sold each)	BRK 15-1503
Caliper Assembly	BRK 15-1531
Caliper Rebuild Kit	BRK 15-1530
Caliper Adjuster Assembly	BRK 15-1536
Caliper Bleed Screw (sold in packs of 4)	BRC 220-0064

UNIVERSAL CHAIN GUARD



BRK 35-3594

DESCRIPTION	P/N
Universal Chain Guard (black powder coated)	BRK 35-3594
Chrome Universal Chain Guard	BRK 35-3593

ACCORD #35 SPROCKETS



BRK 35-3553

TOOTH	P/N
53	BRK 35-3553
54	BRK 35-3554
55	BRK 35-3555
56	BRK 35-3556
57	BRK 35-3557
58	BRK 35-3558
59	BRK 35-3559
60	BRK 35-3560
61	BRK 35-3561
62	BRK 35-3562
63	BRK 35-3563
64	BRK 35-3564
65	BRK 35-3565
66	BRK 35-3566
67	BRK 35-3567
68	BRK 35-3568
69	BRK 35-3569
70	BRK 35-3570
72	BRK 35-3572
73	BRK 35-3573
74	BRK 35-3574
76	BRK 35-3576
78	BRK 35-3578

SPROCKET GUARD



BRK 35-3590

DESCRIPTION	P/N
53 - 64 Sprocket Guard	BRK 35-3590
65 - 72 Sprocket Guard	BRK 35-3591

KART LUBES



BRK 35-3542

OIL STROKE-LITE

DESCRIPTION	P/N
15.5 Oz Chain Lube Spray Can	BRK 35-3542
4 Cycle Oil 1 Gallon Jug	OIL STROKE-LITE

DELUXE CHAIN TOOL



BRK 35-3500

DESCRIPTION	P/N
#35 Deluxe Chain Tool	BRK 35-3500
#35 Replacement Pin	BRK 35-3501

CHAIN



Silver Pro Chain BRK 35-3521

DESCRIPTION	P/N
#35 Connecting Link	BRK 35-3524
40" (106 links) of #35 Chain	BRK 35-3521
10 Feet (320 Links) of #35 Chain	BRK 35-3522

DRAGGIN SKIN RACING CLUTCH



BRK 40-4012

DESCRIPTION	P/N
13, 14, 15 tooth clutch kit	BRK 40-1315
15, 16, 17 tooth clutch kit	BRK 40-1517
13 - 22 Universal Drum	BRK 40-4030
12 Tooth Clutch Drum	BRK 40-4012
13 Tooth Sprocket	BRK 40-4013

GASKETS



BRK 60-6050

DESCRIPTION	10 PACK	SINGLE
Tank Mount Gasket	BRK 60-6020	
Intake Gasket	BRK 60-6040	
Head Gasket	BRK 60-6050	BRK 60-6051
Crankcase Gasket	BRK 60-6060	BRK 60-6061
Valve Cover Gasket	BRK 60-6070	BRK 60-6071
Exhaust Gasket	BRK 55-5530	BRK 55-5531



BRK 45-4550

DESCRIPTION	P/N
Briggs Carb Diaphragm (sold in packs of 10)	BRK 45-4550

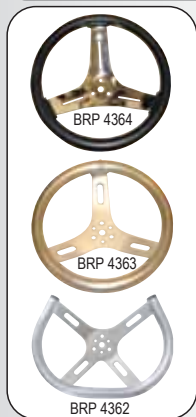
INLINE FUEL FILTERS



BRK 65-6530

DESCRIPTION	P/N
Inline Fuel Filter (fits 1/4" fuel line)	BRK 65-6530

STEERING WHEELS



DESCRIPTION	P/N
12" Steel Steering Wheel	BRP 4364
12" Aluminum Steering Wheel	BRP 4363
14" Aluminum Steering Wheel	BRP 4601
13 1/2" Top Gun Aluminum Steering Wheel	BRP 4362

MUFFLER / EXHAUST PARTS

RLV 4 Cycle Mufflers



DESCRIPTION	P/N
1" I.D. Muffler	BRK 55-6010
1 1/8" I.D. Muffler	BRK 55-6011
1 5/16" I.D. Muffler	BRK 55-6012

Exhaust Flange Gaskets

DESCRIPTION	P/N
Single Gasket	BRK 55-5531
Package of 10 gaskets	BRK 55-5530

GAS TANKS / VENT TANKS



DESCRIPTION	P/N
Kart Gas Tank	BRP 9337
Aluminum Vent Tank	BRK50-5050

CARBURETOR ACCESSORIES



DESCRIPTION	P/N
Briggs Carburetor Support Plate	BRP 4381
Throttle Cable Stops (comes with screw) package of 4	BRK 45-4541
Briggs Throttle Return Spring	BRK 45-4530
Round Style Throttle Clevis	BRK 45-4520
Briggs Complete Throttle Kit	BRK 45-4510
Honda Throttle Cable Guide	BRP 4386

FABRIC AIR FILTERS



O.D. X HEIGHT	I.D.	OFFSET	P/N
3" X 4"	1 11/16" - Honda	None - centered	BRK 65-5001
3.5" X 4"	2 1/16"	None - centered	BRK 65-5003
3.5" X 4"	2 7/16" - Briggs	None - centered	BRK 65-5006
3.5" X 4"	2 7/16" - Briggs	20° angle	BRK 65-5007

Foam Pre - Filters



DESCRIPTION	P/N
3.5" X 5" Red - open end	BRK 65-3550
3.75" X 6" Yellow - open end	BRK 65-3760
3.75" X 6" Yellow - closed end	BRK 65-3761
3.5" X 8" Blue - open end	BRK 65-3580
4.5" X 5" Blue - open end	BRK 65-4550

Air Filter Adaptors



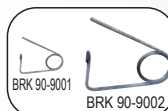
DESCRIPTION	P/N
Briggs Air Filter Adaptor - 2 7/16"	BRP 4380
Honda Air Filter Adaptor - 1 11/16"	BRP 4383

MOTOR MOUNT CLAMPS




DESCRIPTION	P/N
International Rail - Large Mount	BRK 30-3001
American Rail - Small Mount	BRK 30-3002

REUSABLE DIAPER PINS



DESCRIPTION	P/N
Large Pin - (spindles etc.)	BRK 90-9001
Small Pin - (1/4" - 3/8" bolts)	BRK 90-9002

CLAMP BRACKETS / SEAT MOUNTS



DESCRIPTION	P/N
Blank Steel Half Clamp	BRP 4325
1" Vertical Pocket (5" long)	BRP 4326
1" Vertical Pocket (7" long)	BRP 4326-1
3/4" Seat Post (10" Long)	BRP 4329
3/4" Seat Post (14" Long)	BRP 4329-14
1 1/8" Seat Brace	BRP 4330
Weld On Steel Tab (1/8" Hole)	BRP 4350
1 1/8" Aluminum Chassis Clamp	BRP 4323
1 1/4" Aluminum Chassis Clamp	BRP 4323-1

PLASTIC SEATS




DESCRIPTION	P/N
Small Plastic Seat	BRK 05-0502
Medium Plastic Seat	BRK 05-0504
Large Plastic Seat	BRK 05-0505
X Large Plastic Seat	BRK 05-0506

KART LASER ALIGNMENT KITS



BRP 9319



BRP 9318

DESCRIPTION	P/N
Deluxe Kart Laser Alignment Kit - Includes 1- rear axle laser adaptor, 1- alignment mirror, 1- laser pointer, 1- BRP 9318 caster/camber gauge and plastic carrying case	BRP 9319
Standard Kart Alignment Kit - Includes 1- rear axle laser adaptor, 1- alignment mirror, 1- laser pointer and plastic carrying case	BRP 9320
Replacement Laser Pointer for BRP 9319 / BRP 9320	BRP 9315
Kart Digital Camber Gauge (comes with BRP 9316 and carrying case)	BRP 9318

HOOSIER KART TIRES

Part Number	Tire Size	Tread Pattern	Tread Width	Approx. Dia	Approx. Circ.	Recommended Wheel Width	Compound
HOO 11305	10.5 X 4.5-6		4.5"	10.5"	32.5"	6.5"	D20A, D30A
HOO 11600	11.0 X 6.0-6		6.0"	11.0"	33.0"	8.25-8.5"	D20A, D30A
HOO 11800	11.0 X 8.0-6		7.5"	11.0"	34.0"	10"	D20A, D30A
HOO 11900	11.0 X 5.5-6		5.5"	11.0"	34.5"	6-6.5"	D10A, D20A, D30A
HOO 11920	11.0 X 6.5-6		6.5"	11.0"	35.5"	6.5-8"	D10A, D20A, D30A
HOO 11940	12.0 X 8.0-6		8"	12.0"	37.5"	9-10"	D10A, D20A, D30A
HOO 11960	12.0 X 9.0-6		9"	12.0"	38.5"	9-10"	D10A, D20A, D30A D50, D55

COMPOUND APPLICATIONS

D10A is designed for a soft, wet, tacky track condition.
 D20A is slightly tougher than the D10A and works well on crumbs or marbled tracks.
 D30A is slightly tougher than the D20A and is designed for loose conditions or surfaces that clean off and become dry-slick.
 The A40 is tougher than the D30A and is designed for drying track conditions that are transitioning and may lack overall grip (dusty, loose, sandy, etc.).
 The 50 compound is designed for a hard packed track that forms a high grip racing groove.

CROSS REFERENCE

HOOSIER COMPOUND	COLD DUROMETER	CROSS REFERENCE
D10A	33-35	Burris SS-11
D20A	43-46	Burris SS-22
D30A	48-50	Burris B33B
A40	55-57	Vega MBS (Yellow)
50	60-62	Maxxis Pink 9.0

MOD LITE HUBS & ROTORS

Toyota Front Hub Assembly



DESCRIPTION	P/N
Toyota Front Hub Assembly (comes with 1/2" F studs, races, & dust cap) **does not come with bearings or seals**	BRP 8001
Toyota Front Hub Assembly - has 1/2" F holes for screw in studs (comes with races & dust cap - NO STUDS)	BRP 8000
Replacement Dust Cap For BRP 8001	BRP 8008
Replacement Inner Race	SUP LM67010
Replacement Outer Race	SUP LM11910
Inner Bearing	SUP LM67048
Outer Bearing	SUP LM11949
Inner Hub Seal	SUP CR18962
Replacement Stud (4 required)	BRP 2932
9 7/8" O.D. X 1/4" Thick Rotor - 4 on 3.820" - 2.875" register	BRP 8009
9 1/2" O.D. X 1/4" Thick Rotor - 4 on 3.820" - 2.875" register	BRP 8010
Toyota Weld On Steel Spindle Snout	BRP 8002

Chevette Front Hub Assembly



DESCRIPTION	P/N
Chevette Front Hub Assembly (comes with studs, races, & dust cap) **does not come with bearings or seals**	BRP 7996
Replacement Dust Cap For BRP 7996	BRP 7997
Replacement Inner Race	SUP L44610
Replacement Outer Race	SUP LM11710
Inner Bearing	SUP L44649
Outer Bearing	SUP LM11749
Inner Hub Seal	SKF 14858
Replacement Stud (4 required)	BRP 2932
9 1/2" O.D. X 1/4" Thick Rotor - 4 on 4.151" - 3.510" register	BRP 8013
Chevette Weld On Steel Spindle Snout	BRP 7995

Quick Change Rear Hub Assembly

DESCRIPTION	P/N
Quick Change Rear Hub Assembly (comes with studs, races, & dust cap) **does not come with bearings, seals or drive flange**	BRP 8003
Replacement Inner or Outer Race	BRP 116
Inner or Outer Bearing	BRP 118
Inner Hub Seal	WIN 7203
Replacement Stud (4 required)	BRP 2065
9 7/8" O.D. X 1/4" Thick Rotor - 4 on 4.219" - 3.56" register	BRP 8011
10 1/2" O.D. X 1/4" Thick Rotor - 4 on 4.219" - 3.56" register	BRP 8012
17 Spline Aluminum Drive Flange for BRP 8003 Hub	BRP 8006
4 on 4 1/4" or 4 1/2" 24 Spline Aluminum Drive Flange for BRP 8003 Hub - red anodized	BRP 347



DWARF / MOD LITE AXLES



MFG PCH54 shown

23 Spline Toyota Taper (Bert Hub)

AXLE LENGTH	P/N
17 1/8"	BRP 8051
28 3/8"	BRP 8053

31 X 24 Spline

AXLE LENGTH	P/N
16"	BRP 3100L
29 3/4"	BRP 3130L

31 X 17 Spline

AXLE LENGTH	P/N
16"	MFG PCH54
29 1/4"	MFG PCH55

Toyota X 17 Spline

AXLE LENGTH	P/N
16 3/4"	MFG PCH61
28 1/2"	MFG PCH62

WHEEL SPACERS



BRP 8027

DESCRIPTION	P/N
1/8" Thick Wheel Spacer - 4 on 4 1/2" - Black Anodized	BRP 8026
1/4" Thick Wheel Spacer - 4 on 4 1/2" - Black Anodized	BRP 8027
3/8" Thick Wheel Spacer - 4 on 4 1/2" - Black Anodized	BRP 8028
1/2" Thick Wheel Spacer - 4 on 4 1/2" - Black Anodized	BRP 8029

CALIPER BRACKETS



BRP 8064

DESCRIPTION	P/N
3/8" Brake Caliper Bracket	BRP 8035
3/8" Rear Axle Retainer	BRP 8040
Universal Birdcage Mount - Fits 2 1/2" Tube (3 1/4" mount - 9 7/8" O.D.)	BRP 8064
Brake Caliper Bracket For BRP 8064 (3 1/4" mount - 9 7/8" O.D.)	BRP 8065

MOD LITE RACK & PINION



BRP 9331

DESCRIPTION	P/N
10:1 Ratio Mod Lite Rack & Pinion	BRP 9321
Steel Tie Rod Clevis	BRP 9321C
Non Adjustable Micro Sprint Rack	BRP 9331
Splined Adaptor For Mod Lite Rack to 5/8" Weld On Shaft	BRP 9333
Splined Adaptor For Mod Lite Rack to 3/4" Weld On Shaft	BRP 9334

3RD LINK / PANHARD MOUNTS



BRP 8059

DESCRIPTION	P/N
Panhard Mount For Quick Change Rear - 3/8" thick PRO style	BRP 8056
Panhard Mount For Quick Change Rear - 3/4" thick PRO style	BRP 8057
Panhard Mount - Single Sided	BRP 8058
Mod Lite Adjustable Panhard Mount - Double Sided	BRP 8059
3rd Link Mount For Mod Lite - Clamps on 2 1/2" Tube (use with BRP 8072)	BRP 8071
Left Side 3rd Link Mount - Bolts To Rear End Center Section	BRP 8072

SHOCK SLIDERS & COIL KITS



BRP 8034

BRP 9138BK

DESCRIPTION	RED P/N	BLACK P/N
Multi Hole Slider Clamp		BRP 8032
1" Extended Shock Slider Clamp		BRP 8033
1" Double Shear Shock Slider Assembly		BRP 8034
Left Front Mod Lite Shock Slider	BRP 9138	BRP 9138BK
Right Front Mod Lite Shock Slider	BRP 9139	BRP 9139BK

CHASSIS CLAMPS



BRP 4180

DESCRIPTION	RED P/N	BLACK P/N
1" Standard Short Chassis Clamp - 1/2" Hole	BRP 4180	BRP 4180BK
1" Standard Long Chassis Clamp - 1/2" Hole	BRP 4181	BRP 4181BK

ENGINE ACCESSORIES



BRP 8080

DESCRIPTION	P/N
Fuel Pump Clamp - Fits 1" tube and 2 1/2" fuel pump	BRP 8080
Air Adaptor	MFG PCH16

ENGINE FLANGES



BRP 8022

DESCRIPTION	P/N
Honda Engine Flange	BRP 8020
Kawasaki Engine Flange (anodized black)	BRP 8021
Suzuki Engine Flange (anodized black)	BRP 8022